Transportation Data Appendices Table of Contents:

1. Average Daily Traffic Counts
2. Peak-Hour Turning Movement Counts
    A. AM Peak Hour
    B. PM Peak Hour
3. Vehicle Classification Data
4. Vehicle Speed Data
5. CSX Gate Study Truck Counts
    A. June Study
    B. November Study
6. Traffic Signal Timing, LOS and Delays
7. Two Way Stop Controlled Intersections LOS and Delays
8. Green House Gas Emissions: Carbon Dioxide Intensity
9. Intersection Collision Diagrams

TRANSPORTATION DATA APPENDIX

1. AVERAGE DAILY TRAFFIC COUNTS

Pioneer Valley Planning Commission

60 Congress Street
Springfield, MA 01104
(413) 781-6045 / www.pvpc.org

Location : West Springfield
Operator : AB, MB
Counter # : 1477
Road Class : U6

Site Code: 8969

Main St
S/O Park Ave

Start	07-May-12		Tue		Wed		Thu		Fri		Weekday Average		Sat		Sun	
Time	SB	NB	SB	NB	SB	NB	SB	NB	SB	NB	SB	NB	SB	NB	SB	NB
12:00 AM	*	*	*	*	*	*	20	41	17	20	18	30	*	*	*	*
01:00	*	*	*	*	*	*	17	12	13	26	15	19	*	*	*	*
02:00	*	*	*	*	*	*	12	7	17	11	14	9	*	*	*	*
03:00	*	*	*	*	*	*	7	9	9	7	8	8	*	*	*	*
04:00	*	*	*	*	*	*	7	9	14	15	10	12	*	*	*	*
05:00	*	*	*	*	*	*	55	36	51	28	53	32	*	*	*	*
06:00	*	*	*	*	*	*	112	82	140	78	126	80	*	*	*	*
07:00	*	*	*	*	*	*	151	176	159	169	155	172	*	*	*	*
08:00	*	*	*	*	*	*	198	235	193	265	196	**250**	*	*	*	*
09:00	*	*	*	*	*	*	178	230	191	**268**	184	249	*	*	*	*
10:00	*	*	*	*	*	*	199	236	**215**	258	207	247	*	*	*	*
11:00	*	*	*	*	**236**	**234**	**213**	**245**	*	*	**224**	240	*	*	*	*
12:00 PM	*	*	*	*	249	283	269	315	*	*	259	299	*	*	*	*
01:00	*	*	*	*	249	309	279	262	*	*	264	286	*	*	*	*
02:00	*	*	*	*	264	298	304	305	*	*	284	302	*	*	*	*
03:00	*	*	*	*	286	**339**	296	332	*	*	291	336	*	*	*	*
04:00	*	*	*	*	**328**	337	350	**390**	*	*	**339**	**364**	*	*	*	*
05:00	*	*	*	*	264	265	**359**	339	*	*	312	302	*	*	*	*
06:00	*	*	*	*	211	244	260	256	*	*	236	250	*	*	*	*
07:00	*	*	*	*	186	161	225	194	*	*	206	178	*	*	*	*
08:00	*	*	*	*	133	153	143	172	*	*	138	162	*	*	*	*
09:00	*	*	*	*	89	121	115	106	*	*	102	114	*	*	*	*
10:00	*	*	*	*	66	73	74	80	*	*	70	76	*	*	*	*
11:00	*	*	*	*	40	59	42	60	*	*	41	60	*	*	*	*
Total	0	0	0	0	2601	2876	3885	4129	1019	1145	3752	4077	0	0	0	0
Day	0		0		5477		8014		2164		7829		0		0	
AM Peak					11:00	11:00	11:00	11:00	10:00	09:00	11:00	08:00				
Vol.					236	234	213	245	215	268	224	250				
PM Peak					16:00	15:00	17:00	16:00			16:00	16:00				
Vol.					328	339	359	390			339	364				

Comb. Total	0		0		5477		8014		2164		7829		0		0	

ADT ADT 8,014 AADT 8,014

Pioneer Valley Planning Commission

60 Congress Street
Springfield, MA 01104
(413) 781-6045 / www.pvpc.org

Location : West Springfield
Operator : AB, MB
Counter # : 1843
Road Class :U6

Site Code: 8965

Main St
S/O Bridge St

Start	18-Jun-12		Tue		Wed		Thu		Fri		Weekday Average		Sat		Sun	
Time	SB	NB	SB	NB	SB	NB	SB	NB	SB	NB	SB	NB	SB	NB	SB	NB
12:00 AM	*	*	*	*	32	35	27	23	*	*	30	29	*	*	*	*
01:00	*	*	*	*	10	11	22	24	*	*	16	18	*	*	*	*
02:00	*	*	*	*	6	15	8	14	*	*	7	14	*	*	*	*
03:00	*	*	*	*	13	8	13	14	*	*	13	11	*	*	*	*
04:00	*	*	*	*	13	16	19	13	*	*	16	14	*	*	*	*
05:00	*	*	*	*	47	39	59	43	*	*	53	41	*	*	*	*
06:00	*	*	*	*	105	67	117	78	*	*	111	72	*	*	*	*
07:00	*	*	*	*	143	136	144	137	*	*	144	136	*	*	*	*
08:00	*	*	*	*	188	195	195	182	*	*	192	188	*	*	*	*
09:00	*	*	*	*	231	172	236	198	*	*	234	185	*	*	*	*
10:00	*	*	*	*	231	198	**255**	**204**	*	*	**243**	201	*	*	*	*
11:00	*	*	*	*	**254**	**231**	213	175	*	*	234	**203**	*	*	*	*
12:00 PM	*	*	350	265	294	258	*	*	*	*	322	262	*	*	*	*
01:00	*	*	352	282	284	234	*	*	*	*	318	258	*	*	*	*
02:00	*	*	327	258	295	220	*	*	*	*	311	239	*	*	*	*
03:00	*	*	**474**	**311**	288	280	*	*	*	*	**381**	296	*	*	*	*
04:00	*	*	353	307	**323**	**325**	*	*	*	*	338	**316**	*	*	*	*
05:00	*	*	310	267	273	242	*	*	*	*	292	254	*	*	*	*
06:00	*	*	182	172	208	158	*	*	*	*	195	165	*	*	*	*
07:00	*	*	171	158	160	145	*	*	*	*	166	152	*	*	*	*
08:00	*	*	139	143	142	163	*	*	*	*	140	153	*	*	*	*
09:00	*	*	100	124	123	133	*	*	*	*	112	128	*	*	*	*
10:00	*	*	61	66	77	88	*	*	*	*	69	77	*	*	*	*
11:00	*	*	50	40	46	47	*	*	*	*	48	44	*	*	*	*
Total	0	0	2869	2393	3786	3416	1308	1105	0	0	3985	3456	0	0	0	0
Day	0		5262		7202		2413		0		7441		0		0	
AM Peak					11:00	11:00	10:00	10:00			10:00	11:00				
Vol.					254	231	255	204			243	203				
PM Peak			15:00	15:00	16:00	16:00					15:00	16:00				
Vol.			474	311	323	325					381	316				

Comb. Total	0	5262	7202	2413	0	7441	0	0

ADT ADT 7,439 AADT 7,439

Pioneer Valley Planning Commission

60 Congress Street
Springfield, MA 01104
(413) 781-6045 / www.pvpc.org

Location : West Springfield
Operator : AB, MB
Counter # : 1446
Road Class : U5

Site Code: 9712

Union St
S/O Bridge St

Start	28-May-12		Tue		Wed		Thu		Fri		Weekday Average		Sat		Sun	
Time	SB	NB	SB	NB	SB	NB	SB	NB	SB	NB	SB	NB	SB	NB	SB	NB
12:00 AM	*	*	*	*	17	16	18	28	*	*	18	22	*	*	*	*
01:00	*	*	*	*	8	15	10	14	*	*	9	14	*	*	*	*
02:00	*	*	*	*	7	8	8	9	*	*	8	8	*	*	*	*
03:00	*	*	*	*	5	11	0	6	*	*	2	8	*	*	*	*
04:00	*	*	*	*	7	16	9	12	*	*	8	14	*	*	*	*
05:00	*	*	*	*	27	36	24	31	*	*	26	34	*	*	*	*
06:00	*	*	*	*	70	77	75	74	*	*	72	76	*	*	*	*
07:00	*	*	*	*	130	164	152	195	*	*	141	180	*	*	*	*
08:00	*	*	*	*	197	267	**220**	**264**	*	*	208	266	*	*	*	*
09:00	*	*	*	*	207	269	*	*	*	*	207	269	*	*	*	*
10:00	*	*	*	*	241	319	*	*	*	*	241	319	*	*	*	*
11:00	*	*	*	*	**277**	**364**	*	*	*	*	**277**	**364**	*	*	*	*
12:00 PM	*	*	**334**	398	303	433	*	*	*	*	**318**	416	*	*	*	*
01:00	*	*	284	**435**	**307**	402	*	*	*	*	296	418	*	*	*	*
02:00	*	*	290	370	268	409	*	*	*	*	279	390	*	*	*	*
03:00	*	*	277	426	296	378	*	*	*	*	286	402	*	*	*	*
04:00	*	*	294	382	289	**439**	*	*	*	*	292	410	*	*	*	*
05:00	*	*	266	428	265	418	*	*	*	*	266	**423**	*	*	*	*
06:00	*	*	190	270	167	300	*	*	*	*	178	285	*	*	*	*
07:00	*	*	138	244	155	199	*	*	*	*	146	222	*	*	*	*
08:00	*	*	58	151	109	194	*	*	*	*	84	172	*	*	*	*
09:00	*	*	43	102	63	164	*	*	*	*	53	133	*	*	*	*
10:00	*	*	35	63	47	78	*	*	*	*	41	70	*	*	*	*
11:00	*	*	16	40	19	39	*	*	*	*	18	40	*	*	*	*
Total	0	0	2225	3309	3481	5015	516	633	0	0	3474	4955	0	0	0	0
Day	0		5534		8496		1149		0		8429		0		0	
AM Peak					11:00	11:00	08:00	08:00			11:00	11:00				
Vol.					277	364	220	264			277	364				
PM Peak			12:00	13:00	13:00	16:00					12:00	17:00				
Vol.			334	435	307	439					318	423				

Comb. Total	0	5534	8496	1149	0	8429	0	0

ADT ADT 8,428 AADT 8,428

Pioneer Valley Planning Commission

60 Congress Street
Springfield, MA 01104
(413) 781-6045 / www.pvpc.org

Location : West Springfield
Operator : AB, MB
Counter # : 1843
Road Class : U5

Site Code: 8808

Union St
N/O Bliss St

Start	21-May-12		Tue		Wed		Thu		Fri		Weekday Average		Sat		Sun	
Time	NB	SB	NB	SB	NB	SB	NB	SB	NB	SB	NB	SB	NB	SB	NB	SB
12:00 AM	*	*	24	19	26	25	*	*	*	*	25	22	*	*	*	*
01:00	*	*	12	13	15	16	*	*	*	*	14	14	*	*	*	*
02:00	*	*	15	8	13	10	*	*	*	*	14	9	*	*	*	*
03:00	*	*	20	11	15	10	*	*	*	*	18	10	*	*	*	*
04:00	*	*	18	14	20	21	*	*	*	*	19	18	*	*	*	*
05:00	*	*	66	59	46	63	*	*	*	*	56	61	*	*	*	*
06:00	*	*	93	131	94	137	*	*	*	*	94	134	*	*	*	*
07:00	*	*	159	276	181	275	*	*	*	*	170	276	*	*	*	*
08:00	*	*	225	350	250	323	*	*	*	*	238	336	*	*	*	*
09:00	*	*	279	330	283	**338**	*	*	*	*	281	334	*	*	*	*
10:00	327	342	333	332	**344**	308	*	*	*	*	335	327	*	*	*	*
11:00	**339**	**402**	**337**	**403**	*	*	*	*	*	*	**338**	**402**	*	*	*	*
12:00 PM	**437**	397	383	372	*	*	*	*	*	*	**410**	384	*	*	*	*
01:00	416	395	329	**409**	*	*	*	*	*	*	372	**402**	*	*	*	*
02:00	408	**410**	368	371	*	*	*	*	*	*	388	390	*	*	*	*
03:00	422	391	295	342	*	*	*	*	*	*	358	366	*	*	*	*
04:00	416	351	369	384	*	*	*	*	*	*	392	368	*	*	*	*
05:00	385	339	**401**	323	*	*	*	*	*	*	393	331	*	*	*	*
06:00	290	224	280	248	*	*	*	*	*	*	285	236	*	*	*	*
07:00	224	186	243	224	*	*	*	*	*	*	234	205	*	*	*	*
08:00	159	127	198	147	*	*	*	*	*	*	178	137	*	*	*	*
09:00	121	95	110	91	*	*	*	*	*	*	116	93	*	*	*	*
10:00	74	70	100	76	*	*	*	*	*	*	87	73	*	*	*	*
11:00	54	42	44	31	*	*	*	*	*	*	49	36	*	*	*	*
Total	4072	3771	4701	4964	1287	1526	0	0	0	0	4864	4964	0	0	0	0
Day	7843		9665		2813		0		0		9828		0		0	
AM Peak	11:00	11:00	11:00	11:00	10:00	09:00					11:00	11:00				
Vol.	339	402	337	403	344	338					338	402				
PM Peak	12:00	14:00	17:00	13:00							12:00	13:00				
Vol.	437	410	401	409							410	402				

Comb. Total	7843	9665	2813	0	0	9828	0	0

ADT ADT 9,635 AADT 9,635

Pioneer Valley Planning Commission

60 Congress Street
Springfield, MA 01104
(413) 781-6045 / www.pvpc.org

Location : West Springfield
Operator : AB, MB
Counter # : 1605
Road Class: U3

Site Code: 8967

Memorial Ave
E/O Main St

Start	18-Jun-12		Tue		Wed		Thu		Fri		Weekday Average		Sat		Sun	
Time	EB	WB	EB	WB	EB	WB	EB	WB	EB	WB	EB	WB	EB	WB	EB	WB
12:00 AM	*	*	*	*	55	99	58	88	*	*	56	94	*	*	*	*
01:00	*	*	*	*	37	43	36	42	*	*	36	42	*	*	*	*
02:00	*	*	*	*	34	46	39	53	*	*	36	50	*	*	*	*
03:00	*	*	*	*	38	35	41	38	*	*	40	36	*	*	*	*
04:00	*	*	*	*	59	69	54	67	*	*	56	68	*	*	*	*
05:00	*	*	*	*	131	220	128	220	*	*	130	220	*	*	*	*
06:00	*	*	*	*	312	412	325	429	*	*	318	420	*	*	*	*
07:00	*	*	*	*	512	614	509	611	*	*	510	612	*	*	*	*
08:00	*	*	*	*	522	640	514	631	*	*	518	636	*	*	*	*
09:00	*	*	531	720	582	643	**574**	**704**	*	*	562	689	*	*	*	*
10:00	*	*	539	709	363	478	486	640	*	*	463	609	*	*	*	*
11:00	*	*	**553**	**725**	**594**	**733**	*	*	*	*	**574**	**729**	*	*	*	*
12:00 PM	*	*	522	628	589	713	*	*	*	*	556	670	*	*	*	*
01:00	*	*	558	582	625	614	*	*	*	*	**592**	598	*	*	*	*
02:00	*	*	**626**	**696**	558	682	*	*	*	*	592	689	*	*	*	*
03:00	*	*	514	596	523	670	*	*	*	*	518	633	*	*	*	*
04:00	*	*	473	577	517	660	*	*	*	*	495	618	*	*	*	*
05:00	*	*	490	639	**637**	**754**	*	*	*	*	564	**696**	*	*	*	*
06:00	*	*	587	567	571	631	*	*	*	*	579	599	*	*	*	*
07:00	*	*	533	501	523	490	*	*	*	*	528	496	*	*	*	*
08:00	*	*	531	431	492	464	*	*	*	*	512	448	*	*	*	*
09:00	*	*	374	273	410	337	*	*	*	*	392	305	*	*	*	*
10:00	*	*	187	196	218	221	*	*	*	*	202	208	*	*	*	*
11:00	*	*	131	118	138	115	*	*	*	*	134	116	*	*	*	*
Total	0	0	7149	7958	9040	10383	2764	3523	0	0	8963	10281	0	0	0	0
Day	0		15107		19423		6287		0		19244		0		0	
AM Peak			11:00	11:00	11:00	11:00	09:00	09:00			11:00	11:00				
Vol.			553	725	594	733	574	704			574	729				
PM Peak			14:00	14:00	17:00	17:00					13:00	17:00				
Vol.			626	696	637	754					592	696				

Comb. Total	0	15107	19423	6287	0	19244	0	0

ADT ADT 19,248 AADT 19,248

Pioneer Valley Planning Commission

60 Congress Street
Springfield, MA 01104
(413) 781-6045 / www.pvpc.org

Location : West Springfield
Operator : AB, MB
Counter # :1449
Road Class :U3

Site Code: 8893

Memorial Ave
W/O Circuit Ave

Start	18-Jun-12		Tue		Wed		Thu		Fri		Weekday Average		Sat		Sun	
Time	WB	EB	WB	EB	WB	EB	WB	EB	WB	EB	WB	EB	WB	EB	WB	EB
12:00 AM	*	*	*	*	74	44	67	50	*	*	70	47	*	*	*	*
01:00	*	*	*	*	40	30	42	38	*	*	41	34	*	*	*	*
02:00	*	*	*	*	28	27	29	30	*	*	28	28	*	*	*	*
03:00	*	*	*	*	14	20	23	32	*	*	18	26	*	*	*	*
04:00	*	*	*	*	39	44	29	37	*	*	34	40	*	*	*	*
05:00	*	*	*	*	121	96	121	99	*	*	121	98	*	*	*	*
06:00	*	*	*	*	268	273	245	260	*	*	256	266	*	*	*	*
07:00	*	*	*	*	407	552	479	543	*	*	443	548	*	*	*	*
08:00	*	*	*	*	484	**604**	537	561	*	*	510	582	*	*	*	*
09:00	*	*	*	*	525	554	**547**	**573**	*	*	536	564	*	*	*	*
10:00	*	*	570	550	624	533	*	*	*	*	597	542	*	*	*	*
11:00	*	*	**684**	**613**	**659**	560	*	*	*	*	**672**	**586**	*	*	*	*
12:00 PM	*	*	712	641	687	542	*	*	*	*	700	592	*	*	*	*
01:00	*	*	638	641	576	**629**	*	*	*	*	607	635	*	*	*	*
02:00	*	*	673	638	694	567	*	*	*	*	684	602	*	*	*	*
03:00	*	*	733	660	694	587	*	*	*	*	714	624	*	*	*	*
04:00	*	*	802	**680**	694	616	*	*	*	*	748	**648**	*	*	*	*
05:00	*	*	**818**	549	**719**	512	*	*	*	*	**768**	530	*	*	*	*
06:00	*	*	512	448	505	432	*	*	*	*	508	440	*	*	*	*
07:00	*	*	373	410	403	359	*	*	*	*	388	384	*	*	*	*
08:00	*	*	328	360	355	372	*	*	*	*	342	366	*	*	*	*
09:00	*	*	256	254	284	282	*	*	*	*	270	268	*	*	*	*
10:00	*	*	149	130	180	163	*	*	*	*	164	146	*	*	*	*
11:00	*	*	88	77	101	89	*	*	*	*	94	83	*	*	*	*
Total	0	0	7336	6651	9175	8487	2119	2223	0	0	9313	8679	0	0	0	0
Day	0		13987		17662		4342		0		17992		0		0	
AM Peak			11:00	11:00	11:00	08:00	09:00	09:00			11:00	11:00				
Vol.			684	613	659	604	547	573			672	586				
PM Peak			17:00	16:00	17:00	13:00					17:00	16:00				
Vol.			818	680	719	629					768	648				

Comb. Total	0	13987	17662	4342	0	17992	0	0

ADT ADT 17,995 AADT 17,995

Pioneer Valley Planning Commission

60 Congress Street
Springfield, MA 01104
(413) 781-6045 / www.pvpc.org

Location : West Springfield
Operator : AB, MB
Counter # : 1602
Road Class : U5

Site Code: 8896

River St
S/O Roanoke Ave

Start	11-Jun-12		Tue		Wed		Thu		Fri		Weekday Average		Sat		Sun	
Time	NB	SB	NB	SB	NB	SB	NB	SB	NB	SB	NB	SB	NB	SB	NB	SB
12:00 AM	*	*	*	*	33	39	33	41	*	*	33	40	*	*	*	*
01:00	*	*	*	*	19	28	30	30	*	*	24	29	*	*	*	*
02:00	*	*	*	*	22	22	10	33	*	*	16	28	*	*	*	*
03:00	*	*	*	*	14	23	22	25	*	*	18	24	*	*	*	*
04:00	*	*	*	*	38	45	30	46	*	*	34	46	*	*	*	*
05:00	*	*	*	*	81	106	86	99	*	*	84	102	*	*	*	*
06:00	*	*	*	*	247	221	238	215	*	*	242	218	*	*	*	*
07:00	*	*	*	*	**368**	303	**400**	325	*	*	**384**	314	*	*	*	*
08:00	*	*	*	*	362	361	356	375	*	*	359	368	*	*	*	*
09:00	*	*	*	*	333	340	355	392	*	*	344	366	*	*	*	*
10:00	*	*	*	*	350	373	323	426	*	*	336	400	*	*	*	*
11:00	*	*	*	*	366	**412**	359	**483**	*	*	362	**448**	*	*	*	*
12:00 PM	*	*	*	*	330	394	**385**	**477**	*	*	358	436	*	*	*	*
01:00	*	*	*	*	371	382	125	156	*	*	248	269	*	*	*	*
02:00	*	*	393	449	**476**	461	*	*	*	*	**434**	455	*	*	*	*
03:00	*	*	408	468	434	489	*	*	*	*	421	478	*	*	*	*
04:00	*	*	**409**	**526**	398	509	*	*	*	*	404	518	*	*	*	*
05:00	*	*	398	515	420	**545**	*	*	*	*	409	**530**	*	*	*	*
06:00	*	*	269	337	284	341	*	*	*	*	276	339	*	*	*	*
07:00	*	*	224	243	270	260	*	*	*	*	247	252	*	*	*	*
08:00	*	*	169	204	221	241	*	*	*	*	195	222	*	*	*	*
09:00	*	*	155	156	176	180	*	*	*	*	166	168	*	*	*	*
10:00	*	*	76	105	91	112	*	*	*	*	84	108	*	*	*	*
11:00	*	*	47	74	72	82	*	*	*	*	60	78	*	*	*	*
Total	0	0	2548	3077	5776	6269	2752	3123	0	0	5538	6236	0	0	0	0
Day	0		5625		12045		5875		0		11774		0		0	
AM Peak					07:00	11:00	07:00	11:00			07:00	11:00				
Vol.					368	412	400	483			384	448				
PM Peak			16:00	16:00	14:00	17:00	12:00	12:00			14:00	17:00				
Vol.			409	526	476	545	385	477			434	530				

Comb. Total	0	5625	12045	5875	0	11774	0	0

ADT ADT 11,774 AADT 11,774

Pioneer Valley Planning Commission

60 Congress Street
Springfield, MA 01104
(413) 781-6045 / www.pvpc.org

Location : West Springfield
Operator : AB, MB
Counter # : 1449
Road Class : U6

Site Code: 8810

Western Ave
S/O Park Ave

Start	07-May-12		Tue		Wed		Thu		Fri		Weekday Average		Sat		Sun	
Time	NB	SB	NB	SB	NB	SB	NB	SB	NB	SB	NB	SB	NB	SB	NB	SB
12:00 AM	*	*	*	*	*	*	14	4	10	2	12	3	*	*	*	*
01:00	*	*	*	*	*	*	5	7	2	6	4	6	*	*	*	*
02:00	*	*	*	*	*	*	3	9	6	15	4	12	*	*	*	*
03:00	*	*	*	*	*	*	11	14	5	11	8	12	*	*	*	*
04:00	*	*	*	*	*	*	12	25	8	19	10	22	*	*	*	*
05:00	*	*	*	*	*	*	17	71	17	65	17	**68**	*	*	*	*
06:00	*	*	*	*	*	*	51	66	38	57	44	62	*	*	*	*
07:00	*	*	*	*	*	*	52	67	54	63	53	65	*	*	*	*
08:00	*	*	*	*	*	*	68	65	64	**71**	66	68	*	*	*	*
09:00	*	*	*	*	*	*	75	57	**87**	66	81	62	*	*	*	*
10:00	*	*	*	*	*	*	91	61	*	*	91	61	*	*	*	*
11:00	*	*	*	*	**104**	**63**	**116**	**72**	*	*	**110**	68	*	*	*	*
12:00 PM	*	*	*	*	117	**88**	102	71	*	*	110	80	*	*	*	*
01:00	*	*	*	*	104	88	105	**94**	*	*	104	**91**	*	*	*	*
02:00	*	*	*	*	**142**	63	**159**	68	*	*	**150**	66	*	*	*	*
03:00	*	*	*	*	121	80	139	93	*	*	130	86	*	*	*	*
04:00	*	*	*	*	136	65	144	68	*	*	140	66	*	*	*	*
05:00	*	*	*	*	129	50	157	65	*	*	143	58	*	*	*	*
06:00	*	*	*	*	67	41	78	65	*	*	72	53	*	*	*	*
07:00	*	*	*	*	52	29	44	32	*	*	48	30	*	*	*	*
08:00	*	*	*	*	35	20	45	22	*	*	40	21	*	*	*	*
09:00	*	*	*	*	23	37	37	35	*	*	30	36	*	*	*	*
10:00	*	*	*	*	29	10	40	13	*	*	34	12	*	*	*	*
11:00	*	*	*	*	10	8	10	12	*	*	10	10	*	*	*	*
Total	0	0	0	0	1069	642	1575	1156	291	375	1511	1118	0	0	0	0
Day	0		0		1711		2731		666		2629		0		0	
AM Peak					11:00	11:00	11:00	11:00	09:00	08:00	11:00	05:00				
Vol.					104	63	116	72	87	71	110	68				
PM Peak					14:00	12:00	14:00	13:00			14:00	13:00				
Vol.					142	88	159	94			150	91				

Comb. Total	0	0	1711	2731	666	2629	0	0

ADT ADT 2,731 AADT 2,731

Pioneer Valley Planning Commission

60 Congress Street
Springfield, MA 01104
(413) 781-6045 / www.pvpc.org

Location : West Springfield
Operator : AB, MB
Counter # : 1477
Road Class : U6

Site Code: 9713

Union St
S/O Memorial Ave

Start	21-May-12		Tue		Wed		Thu		Fri		Weekday Average		Sat		Sun	
Time	SB	NB	SB	NB	SB	NB	SB	NB	SB	NB	SB	NB	SB	NB	SB	NB
12:00 AM	*	*	5	7	5	2	*	*	*	*	5	4	*	*	*	*
01:00	*	*	7	5	10	9	*	*	*	*	8	7	*	*	*	*
02:00	*	*	5	4	4	6	*	*	*	*	4	5	*	*	*	*
03:00	*	*	6	4	10	7	*	*	*	*	8	6	*	*	*	*
04:00	*	*	16	7	12	8	*	*	*	*	14	8	*	*	*	*
05:00	*	*	38	11	44	17	*	*	*	*	41	14	*	*	*	*
06:00	*	*	69	31	65	29	*	*	*	*	67	30	*	*	*	*
07:00	*	*	86	59	109	69	*	*	*	*	98	64	*	*	*	*
08:00	*	*	128	97	117	122	*	*	*	*	122	110	*	*	*	*
09:00	*	*	152	141	156	133	*	*	*	*	154	137	*	*	*	*
10:00	*	*	138	170	165	180	*	*	*	*	152	175	*	*	*	*
11:00	*	*	**194**	**191**	**167**	**213**	*	*	*	*	**180**	**202**	*	*	*	*
12:00 PM	*	*	201	**244**	*	*	*	*	*	*	201	**244**	*	*	*	*
01:00	**211**	**243**	201	232	*	*	*	*	*	*	**206**	238	*	*	*	*
02:00	206	237	**203**	212	*	*	*	*	*	*	204	224	*	*	*	*
03:00	159	206	178	219	*	*	*	*	*	*	168	212	*	*	*	*
04:00	159	210	177	244	*	*	*	*	*	*	168	227	*	*	*	*
05:00	160	214	170	232	*	*	*	*	*	*	165	223	*	*	*	*
06:00	112	143	115	154	*	*	*	*	*	*	114	148	*	*	*	*
07:00	88	99	95	103	*	*	*	*	*	*	92	101	*	*	*	*
08:00	57	72	69	82	*	*	*	*	*	*	63	77	*	*	*	*
09:00	31	48	34	35	*	*	*	*	*	*	32	42	*	*	*	*
10:00	19	18	12	29	*	*	*	*	*	*	16	24	*	*	*	*
11:00	4	22	8	24	*	*	*	*	*	*	6	23	*	*	*	*
Total	1206	1512	2307	2537	864	795	0	0	0	0	2288	2545	0	0	0	0
Day	2718		4844		1659		0		0		4833		0		0	
AM Peak			11:00	11:00	11:00	11:00					11:00	11:00				
Vol.			194	191	167	213					180	202				
PM Peak	13:00	13:00	14:00	12:00							13:00	12:00				
Vol.	211	243	203	244							206	244				

Comb. Total	2718	4844	1659	0	0	4833	0	0

ADT ADT 4,834 AADT 4,834

Pioneer Valley Planning Commission

60 Congress Street
Springfield, MA 01104
(413) 781-6045 / www.pvpc.org

Location : West Springfield
Operator : AB, MB
Counter # : 1601
Road Class : U6

Site Code: 9714

Agawam Ave
S/O Rt. 5

Start	21-May-12		Tue		Wed		Thu		Fri		Weekday Average		Sat		Sun	
Time	NB	SB	NB	SB	NB	SB	NB	SB	NB	SB	NB	SB	NB	SB	NB	SB
12:00 AM	*	*	1	1	1	0	*	*	*	*	1	0	*	*	*	*
01:00	*	*	0	0	2	0	*	*	*	*	1	0	*	*	*	*
02:00	*	*	0	3	0	0	*	*	*	*	0	2	*	*	*	*
03:00	*	*	0	1	2	0	*	*	*	*	1	0	*	*	*	*
04:00	*	*	3	1	0	1	*	*	*	*	2	1	*	*	*	*
05:00	*	*	4	7	5	5	*	*	*	*	4	6	*	*	*	*
06:00	*	*	15	8	14	15	*	*	*	*	14	12	*	*	*	*
07:00	*	*	31	4	28	12	*	*	*	*	30	8	*	*	*	*
08:00	*	*	31	**20**	**45**	**19**	*	*	*	*	38	**20**	*	*	*	*
09:00	*	*	35	19	36	17	*	*	*	*	36	18	*	*	*	*
10:00	*	*	43	10	34	16	*	*	*	*	38	13	*	*	*	*
11:00	*	*	**52**	17	45	19	*	*	*	*	**48**	18	*	*	*	*
12:00 PM	*	*	55	**18**	**59**	**13**	*	*	*	*	**57**	**16**	*	*	*	*
01:00	*	*	54	12	*	*	*	*	*	*	54	12	*	*	*	*
02:00	35	**12**	54	13	*	*	*	*	*	*	44	12	*	*	*	*
03:00	**57**	5	57	9	*	*	*	*	*	*	57	7	*	*	*	*
04:00	45	8	**64**	8	*	*	*	*	*	*	54	8	*	*	*	*
05:00	46	6	61	4	*	*	*	*	*	*	54	5	*	*	*	*
06:00	25	6	27	7	*	*	*	*	*	*	26	6	*	*	*	*
07:00	20	3	16	2	*	*	*	*	*	*	18	2	*	*	*	*
08:00	13	2	15	4	*	*	*	*	*	*	14	3	*	*	*	*
09:00	13	2	6	1	*	*	*	*	*	*	10	2	*	*	*	*
10:00	6	2	14	2	*	*	*	*	*	*	10	2	*	*	*	*
11:00	4	0	4	1	*	*	*	*	*	*	4	0	*	*	*	*
Total	264	46	642	172	271	117	0	0	0	0	615	173	0	0	0	0
Day	310		814		388		0		0		788		0		0	
AM Peak			11:00	08:00	08:00	08:00					11:00	08:00				
Vol.			52	20	45	19					48	20				
PM Peak	15:00	14:00	16:00	12:00	12:00	12:00					12:00	12:00				
Vol.	57	12	64	18	59	13					57	16				

Comb. Total	310	814	388	0	0	788	0	0

ADT ADT 789 AADT 789

Pioneer Valley Planning Commission

60 Congress Street
Springfield, MA 01104
(413) 781-6045 / www.pvpc.org

Location : West Springfield
Operator : AB, MB
Counter # : 1456
Road Class : U0

Site Code: 8811

Sylvan St
S/O Park St

Start	21-May-12		Tue		Wed		Thu		Fri		Weekday Average		Sat		Sun	
Time	SB	NB	SB	NB	SB	NB	SB	NB	SB	NB	SB	NB	SB	NB	SB	NB
12:00 AM	*	*	1	0	5	7	*	*	*	*	3	4	*	*	*	*
01:00	*	*	3	1	1	6	*	*	*	*	2	4	*	*	*	*
02:00	*	*	8	6	2	4	*	*	*	*	5	5	*	*	*	*
03:00	*	*	7	3	10	3	*	*	*	*	8	3	*	*	*	*
04:00	*	*	11	3	11	3	*	*	*	*	11	3	*	*	*	*
05:00	*	*	10	1	16	4	*	*	*	*	13	2	*	*	*	*
06:00	*	*	22	6	23	2	*	*	*	*	22	4	*	*	*	*
07:00	*	*	38	9	34	6	*	*	*	*	36	8	*	*	*	*
08:00	*	*	**45**	18	**48**	11	*	*	*	*	**46**	14	*	*	*	*
09:00	*	*	17	20	36	23	*	*	*	*	26	22	*	*	*	*
10:00	*	*	34	30	32	**24**	*	*	*	*	33	27	*	*	*	*
11:00	**18**	**22**	25	**34**	*	*	*	*	*	*	22	**28**	*	*	*	*
12:00 PM	28	26	21	**38**	*	*	*	*	*	*	24	32	*	*	*	*
01:00	**35**	**36**	**34**	32	*	*	*	*	*	*	**34**	**34**	*	*	*	*
02:00	26	28	20	32	*	*	*	*	*	*	23	30	*	*	*	*
03:00	**24**	**24**	15	20	*	*	*	*	*	*	20	22	*	*	*	*
04:00	19	34	15	23	*	*	*	*	*	*	17	28	*	*	*	*
05:00	12	26	19	18	*	*	*	*	*	*	16	22	*	*	*	*
06:00	5	13	10	14	*	*	*	*	*	*	8	14	*	*	*	*
07:00	8	9	9	15	*	*	*	*	*	*	8	12	*	*	*	*
08:00	8	2	8	5	*	*	*	*	*	*	8	4	*	*	*	*
09:00	4	3	7	5	*	*	*	*	*	*	6	4	*	*	*	*
10:00	5	9	5	5	*	*	*	*	*	*	5	7	*	*	*	*
11:00	4	4	10	4	*	*	*	*	*	*	7	4	*	*	*	*
Total	196	236	394	342	218	93	0	0	0	0	403	337	0	0	0	0
Day	432		736		311		0		0		740		0		0	
AM Peak	11:00	11:00	08:00	11:00	08:00	10:00					08:00	11:00				
Vol.	18	22	45	34	48	24					46	28				
PM Peak	13:00	13:00	13:00	12:00							13:00	13:00				
Vol.	35	36	34	38							34	34				

Comb. Total	432	736	311	0	0	740	0	0

ADT ADT 736 AADT 736

Pioneer Valley Planning Commission

60 Congress Street
Springfield, MA 01104
(413) 781-6045 / www.pvpc.org

Location : West Springfield
Operator : AB, MB
Counter # : 1478
Road Class : U0

Site Code: 8809

Progress Ave
S/O Park Ave

Start	07-May-12		Tue		Wed		Thu		Fri		Weekday Average		Sat		Sun	
Time	NB	SB	NB	SB	NB	SB	NB	SB	NB	SB	NB	SB	NB	SB	NB	SB
12:00 AM	*	*	*	*	*	*	0	0	0	0	0	0	*	*	*	*
01:00	*	*	*	*	*	*	0	0	0	0	0	0	*	*	*	*
02:00	*	*	*	*	*	*	0	0	0	0	0	0	*	*	*	*
03:00	*	*	*	*	*	*	0	0	0	0	0	0	*	*	*	*
04:00	*	*	*	*	*	*	1	0	0	1	0	0	*	*	*	*
05:00	*	*	*	*	*	*	0	4	0	1	0	2	*	*	*	*
06:00	*	*	*	*	*	*	4	7	3	12	4	10	*	*	*	*
07:00	*	*	*	*	*	*	2	16	1	15	2	16	*	*	*	*
08:00	*	*	*	*	*	*	11	**25**	6	**23**	8	**24**	*	*	*	*
09:00	*	*	*	*	*	*	9	20	**23**	22	16	21	*	*	*	*
10:00	*	*	*	*	*	*	**23**	19	*	*	**23**	19	*	*	*	*
11:00	*	*	*	*	**17**	**14**	19	13	*	*	18	14	*	*	*	*
12:00 PM	*	*	*	*	22	15	25	**19**	*	*	24	**17**	*	*	*	*
01:00	*	*	*	*	20	**16**	22	6	*	*	21	11	*	*	*	*
02:00	*	*	*	*	20	12	18	10	*	*	19	11	*	*	*	*
03:00	*	*	*	*	21	11	27	10	*	*	24	10	*	*	*	*
04:00	*	*	*	*	**29**	8	**29**	6	*	*	**29**	7	*	*	*	*
05:00	*	*	*	*	24	4	26	10	*	*	25	7	*	*	*	*
06:00	*	*	*	*	17	6	12	2	*	*	14	4	*	*	*	*
07:00	*	*	*	*	2	2	2	5	*	*	2	4	*	*	*	*
08:00	*	*	*	*	0	0	1	0	*	*	0	0	*	*	*	*
09:00	*	*	*	*	1	1	0	0	*	*	0	0	*	*	*	*
10:00	*	*	*	*	0	0	1	1	*	*	0	0	*	*	*	*
11:00	*	*	*	*	0	0	0	0	*	*	0	0	*	*	*	*
Total	0	0	0	0	173	89	232	173	33	74	229	177	0	0	0	0
Day	0		0		262		405		107		406		0		0	
AM Peak					11:00	11:00	10:00	08:00	09:00	08:00	10:00	08:00				
Vol.					17	14	23	25	23	23	23	24				
PM Peak					16:00	13:00	16:00	12:00			16:00	12:00				
Vol.					29	16	29	19			29	17				

Comb. Total	0	0	262	405	107	406	0	0

ADT ADT 405 AADT 405

Pioneer Valley Planning Commission

60 Congress Street
Springfield, MA 01104
(413) 781-6045 / www.pvpc.org

Location : West Springfield
Operator : AB, AG
Counter # : 1602
Road Class : U6

Site Code: 9049

Day St
W/O Union St

Start	09-Jul-12		Tue		Wed		Thu		Fri		Weekday Average		Sat		Sun	
Time	WB	EB	WB	EB	WB	EB	WB	EB	WB	EB	WB	EB	WB	EB	WB	EB
12:00 AM	*	*	*	*	2	2	0	5	*	*	1	4	*	*	*	*
01:00	*	*	*	*	5	7	3	3	*	*	4	5	*	*	*	*
02:00	*	*	*	*	1	2	6	4	*	*	4	3	*	*	*	*
03:00	*	*	*	*	9	7	5	3	*	*	7	5	*	*	*	*
04:00	*	*	*	*	10	5	6	4	*	*	8	4	*	*	*	*
05:00	*	*	*	*	15	11	19	17	*	*	17	14	*	*	*	*
06:00	*	*	*	*	25	22	22	19	*	*	24	20	*	*	*	*
07:00	*	*	*	*	19	20	18	23	*	*	18	22	*	*	*	*
08:00	*	*	*	*	19	31	23	24	*	*	21	28	*	*	*	*
09:00	*	*	*	*	23	29	**29**	21	*	*	26	25	*	*	*	*
10:00	*	*	*	*	26	**38**	19	**37**	*	*	22	**38**	*	*	*	*
11:00	*	*	**28**	**37**	**33**	33	*	*	*	*	**30**	35	*	*	*	*
12:00 PM	*	*	**28**	28	**29**	**43**	*	*	*	*	**28**	**36**	*	*	*	*
01:00	*	*	26	23	23	26	*	*	*	*	24	24	*	*	*	*
02:00	*	*	28	**37**	23	29	*	*	*	*	26	33	*	*	*	*
03:00	*	*	26	37	13	22	*	*	*	*	20	30	*	*	*	*
04:00	*	*	27	13	22	24	*	*	*	*	24	18	*	*	*	*
05:00	*	*	13	23	17	20	*	*	*	*	15	22	*	*	*	*
06:00	*	*	7	10	15	11	*	*	*	*	11	10	*	*	*	*
07:00	*	*	9	4	4	8	*	*	*	*	6	6	*	*	*	*
08:00	*	*	5	7	6	6	*	*	*	*	6	6	*	*	*	*
09:00	*	*	5	9	4	6	*	*	*	*	4	8	*	*	*	*
10:00	*	*	8	6	5	9	*	*	*	*	6	8	*	*	*	*
11:00	*	*	4	6	10	5	*	*	*	*	7	6	*	*	*	*
Total	0	0	214	240	358	416	150	160	0	0	359	410	0	0	0	0
Day	0		454		774		310		0		769		0		0	
AM Peak			11:00	11:00	11:00	10:00	09:00	10:00			11:00	10:00				
Vol.			28	37	33	38	29	37			30	38				
PM Peak			12:00	14:00	12:00	12:00					12:00	12:00				
Vol.			28	37	29	43					28	36				

Comb. Total	0	454	774	310	0	769	0	0

ADT ADT 768 AADT 768

Pioneer Valley Planning Commission

60 Congress Street
Springfield, MA 01104
(413) 781-6045 / www.pvpc.org

Location : West Springfield
Operator : AB, MB
Counter # : 1843
Road Class : U5

Site Code: 9705

South Blvd
W/O Webster Ave

Start	07-May-12		Tue		Wed		Thu		Fri		Weekday Average		Sat		Sun	
Time	WB	EB	WB	EB	WB	EB	WB	EB	WB	EB	WB	EB	WB	EB	WB	EB
12:00 AM	*	*	*	*	*	*	77	52	85	56	81	54	*	*	*	*
01:00	*	*	*	*	*	*	48	32	47	45	48	38	*	*	*	*
02:00	*	*	*	*	*	*	27	32	29	43	28	38	*	*	*	*
03:00	*	*	*	*	*	*	16	31	19	30	18	30	*	*	*	*
04:00	*	*	*	*	*	*	43	87	40	88	42	88	*	*	*	*
05:00	*	*	*	*	*	*	97	244	89	232	93	238	*	*	*	*
06:00	*	*	*	*	*	*	247	587	237	606	242	596	*	*	*	*
07:00	*	*	*	*	*	*	333	866	295	**943**	314	**904**	*	*	*	*
08:00	*	*	*	*	*	*	372	**909**	351	865	362	887	*	*	*	*
09:00	*	*	*	*	*	*	368	639	423	665	396	652	*	*	*	*
10:00	*	*	*	*	*	*	405	565	**511**	668	458	616	*	*	*	*
11:00	*	*	*	*	*	*	**483**	571	*	*	**483**	571	*	*	*	*
12:00 PM	*	*	*	*	*	*	492	675	*	*	492	675	*	*	*	*
01:00	*	*	*	*	*	*	506	617	*	*	506	617	*	*	*	*
02:00	*	*	*	*	606	**674**	604	666	*	*	605	670	*	*	*	*
03:00	*	*	*	*	654	660	592	**708**	*	*	623	**684**	*	*	*	*
04:00	*	*	*	*	**783**	565	**794**	682	*	*	**788**	624	*	*	*	*
05:00	*	*	*	*	776	586	722	629	*	*	749	608	*	*	*	*
06:00	*	*	*	*	555	578	567	540	*	*	561	559	*	*	*	*
07:00	*	*	*	*	428	412	439	440	*	*	434	426	*	*	*	*
08:00	*	*	*	*	398	323	422	363	*	*	410	343	*	*	*	*
09:00	*	*	*	*	307	231	288	235	*	*	298	233	*	*	*	*
10:00	*	*	*	*	206	170	192	166	*	*	199	168	*	*	*	*
11:00	*	*	*	*	125	135	149	133	*	*	137	134	*	*	*	*
Total	0	0	0	0	4838	4334	8283	10469	2126	4241	8367	10453	0	0	0	0
Day	0		0		9172		18752		6367		18820		0		0	
AM Peak							11:00	08:00	10:00	07:00	11:00	07:00				
Vol.							483	909	511	943	483	904				
PM Peak					16:00	14:00	16:00	15:00			16:00	15:00				
Vol.					783	674	794	708			788	684				

Comb. Total	0	0	9172	18752	6367	18820	0	0

ADT ADT 18,752 AADT 18,752

Pioneer Valley Planning Commission

60 Congress Street
Springfield, MA 01104
(413) 781-6045 / www.pvpc.org

Location : West Springfield
Operator : AB, MB
Counter # : 1477(EB), 1635(WB)
Road Class : U5

Site Code: 9706

Park Ave
W/O Kelso Ave

Start Time	25-Jun-12 EB	25-Jun-12 WB	Tue EB	Tue WB	Wed EB	Wed WB	Thu EB	Thu WB	Fri EB	Fri WB	Weekday Average EB	Weekday Average WB	Sat EB	Sat WB	Sun EB	Sun WB
12:00 AM	*	*	*	*	77	91	80	103	*	*	78	97	*	*	*	*
01:00	*	*	*	*	43	48	44	49	*	*	44	48	*	*	*	*
02:00	*	*	*	*	31	37	37	40	*	*	34	38	*	*	*	*
03:00	*	*	*	*	38	35	44	37	*	*	41	36	*	*	*	*
04:00	*	*	*	*	93	67	78	70	*	*	86	68	*	*	*	*
05:00	*	*	*	*	258	158	290	173	*	*	274	166	*	*	*	*
06:00	*	*	*	*	631	304	646	351	*	*	638	328	*	*	*	*
07:00	*	*	*	*	1044	564	987	478	*	*	1016	521	*	*	*	*
08:00	*	*	*	*	**1075**	648	**1085**	574	*	*	**1080**	611	*	*	*	*
09:00	*	*	*	*	942	726	939	**631**	*	*	940	678	*	*	*	*
10:00	*	*	*	*	865	758	*	*	*	*	865	758	*	*	*	*
11:00	*	*	**889**	**735**	870	**848**	*	*	*	*	880	**792**	*	*	*	*
12:00 PM	*	*	894	**790**	**939**	731	*	*	*	*	**916**	760	*	*	*	*
01:00	*	*	890	774	914	793	*	*	*	*	902	**784**	*	*	*	*
02:00	*	*	**909**	715	883	**822**	*	*	*	*	896	768	*	*	*	*
03:00	*	*	893	724	907	792	*	*	*	*	900	758	*	*	*	*
04:00	*	*	820	783	872	727	*	*	*	*	846	755	*	*	*	*
05:00	*	*	803	680	786	796	*	*	*	*	794	738	*	*	*	*
06:00	*	*	610	660	655	638	*	*	*	*	632	649	*	*	*	*
07:00	*	*	467	532	487	516	*	*	*	*	477	524	*	*	*	*
08:00	*	*	388	427	430	472	*	*	*	*	409	450	*	*	*	*
09:00	*	*	329	359	366	421	*	*	*	*	348	390	*	*	*	*
10:00	*	*	217	256	225	278	*	*	*	*	221	267	*	*	*	*
11:00	*	*	158	168	178	214	*	*	*	*	168	191	*	*	*	*
Total	0	0	8267	7603	13609	11484	4230	2506	0	0	13485	11175	0	0	0	0
Day	0		15870		25093		6736		0		24660		0		0	
AM Peak			11:00	11:00	08:00	11:00	08:00	09:00			08:00	11:00				
Vol.			889	735	1075	848	1085	631			1080	792				
PM Peak			14:00	12:00	12:00	14:00					12:00	13:00				
Vol.			909	790	939	822					916	784				

Comb. Total	0	15870	25093	6736	0	24660	0	0

ADT ADT 24,661 AADT 24,661

Pioneer Valley Planning Commission

60 Congress Street
Springfield, MA 01104
(413) 781-6045 / www.pvpc.org

Location : West Springfield
Operator : AB, MB
Counter # : 1456
Road Class : U3

Site Code: 9707

Park Ave
W/O Park Ave Ct

Start Time	Mon 18-Jun-12	Tue 19-Jun-12	Wed 20-Jun-12	Thu 21-Jun-12	Fri 22-Jun-12	Average Day	Sat 23-Jun-12	Sun 24-Jun-12	Week Average
12:00 AM	*	*	107	86	*	96	*	*	96
01:00	*	*	83	63	*	73	*	*	73
02:00	*	*	42	54	*	48	*	*	48
03:00	*	*	58	53	*	56	*	*	56
04:00	*	*	111	100	*	106	*	*	106
05:00	*	*	298	267	*	282	*	*	282
06:00	*	*	675	651	*	663	*	*	663
07:00	*	*	878	794	*	836	*	*	836
08:00	*	*	**937**	890	*	914	*	*	914
09:00	*	*	923	**920**	*	**922**	*	*	**922**
10:00	*	*	862	884	*	873	*	*	873
11:00	*	*	852	867	*	860	*	*	860
12:00 PM	*	1006	889	**897**	*	931	*	*	931
01:00	*	1022	740	72	*	611	*	*	611
02:00	*	987	674	*	*	830	*	*	830
03:00	*	**1146**	872	*	*	1009	*	*	1009
04:00	*	1064	962	*	*	**1013**	*	*	**1013**
05:00	*	994	**967**	*	*	980	*	*	980
06:00	*	695	721	*	*	708	*	*	708
07:00	*	583	562	*	*	572	*	*	572
08:00	*	513	522	*	*	518	*	*	518
09:00	*	390	410	*	*	400	*	*	400
10:00	*	267	329	*	*	298	*	*	298
11:00	*	168	212	*	*	190	*	*	190
Day Total	0	8835	13686	6598	0	13789	0	0	13789
% Avg. WkDay	0.0%	64.1%	99.3%	47.8%	0.0%				
% Avg. Week	0.0%	64.1%	99.3%	47.8%	0.0%	100.0%	0.0%	0.0%	
AM Peak			08:00	09:00		09:00			09:00
Vol.			937	920		922			922
PM Peak		15:00	17:00	12:00		16:00			16:00
Vol.		1146	967	897		1013			1013
Grand Total	0	8835	13686	6598	0	13789	0	0	13789

ADT ADT 13,789 AADT 13,789

Pioneer Valley Planning Commission

60 Congress Street
Springfield, MA 01104
(413) 781-6045 / www.pvpc.org

Location : West Springfield
Operator : AB,MB
Counter # : 1456
Road Class : U0

Site Code: 9708

Bliss St
W/O Progress Ave

Start	07-May-12		Tue		Wed		Thu		Fri		Weekday Average		Sat		Sun	
Time	EB	WB	EB	WB	EB	WB	EB	WB	EB	WB	EB	WB	EB	WB	EB	WB
12:00 AM	*	*	*	*	*	*	9	7	5	5	7	6	*	*	*	*
01:00	*	*	*	*	*	*	3	2	3	3	3	2	*	*	*	*
02:00	*	*	*	*	*	*	13	0	9	1	11	0	*	*	*	*
03:00	*	*	*	*	*	*	5	4	8	2	6	3	*	*	*	*
04:00	*	*	*	*	*	*	16	5	5	3	10	4	*	*	*	*
05:00	*	*	*	*	*	*	22	22	21	17	22	20	*	*	*	*
06:00	*	*	*	*	*	*	33	35	26	29	30	32	*	*	*	*
07:00	*	*	*	*	*	*	63	42	56	42	60	42	*	*	*	*
08:00	*	*	*	*	*	*	51	53	62	53	56	53	*	*	*	*
09:00	*	*	*	*	*	*	55	71	**63**	**74**	59	72	*	*	*	*
10:00	*	*	*	*	*	*	63	72	61	58	62	65	*	*	*	*
11:00	*	*	*	*	*	*	**68**	**105**	*	*	**68**	**105**	*	*	*	*
12:00 PM	*	*	*	*	67	103	91	102	*	*	79	102	*	*	*	*
01:00	*	*	*	*	62	96	69	82	*	*	66	89	*	*	*	*
02:00	*	*	*	*	62	76	60	110	*	*	61	93	*	*	*	*
03:00	*	*	*	*	**88**	101	**94**	105	*	*	**91**	103	*	*	*	*
04:00	*	*	*	*	63	**120**	79	120	*	*	71	120	*	*	*	*
05:00	*	*	*	*	48	120	41	**129**	*	*	44	**124**	*	*	*	*
06:00	*	*	*	*	38	64	45	67	*	*	42	66	*	*	*	*
07:00	*	*	*	*	33	40	36	38	*	*	34	39	*	*	*	*
08:00	*	*	*	*	18	31	27	40	*	*	22	36	*	*	*	*
09:00	*	*	*	*	16	24	13	36	*	*	14	30	*	*	*	*
10:00	*	*	*	*	21	8	26	13	*	*	24	10	*	*	*	*
11:00	*	*	*	*	5	8	14	9	*	*	10	8	*	*	*	*
Total	0	0	0	0	521	791	996	1269	319	287	952	1224	0	0	0	0
Day	0		0		1312		2265		606		2176		0		0	
AM Peak							11:00	11:00	09:00	09:00	11:00	11:00				
Vol.							68	105	63	74	68	105				
PM Peak					15:00	16:00	15:00	17:00			15:00	17:00				
Vol.					88	120	94	129			91	124				

Comb. Total	0	0	1312	2265	606	2176	0	0

ADT ADT 2,265 AADT 2,265

Pioneer Valley Planning Commission

60 Congress Street
Springfield, MA 01104
(413) 781-6045 / www.pvpc.org

Location : West Springfield
Operator : AB, MB
Counter # : 1602
Road Class : U3

Site Code: 9709

Memorial Ave
W/O Big E Gate 1

Start	18-Jun-12		Tue		Wed		Thu		Fri		Weekday Average		Sat		Sun	
Time	WB	EB	WB	EB	WB	EB	WB	EB	WB	EB	WB	EB	WB	EB	WB	EB
12:00 AM	*	*	*	*	55	35	49	42	*	*	52	38	*	*	*	*
01:00	*	*	*	*	28	19	27	22	*	*	28	20	*	*	*	*
02:00	*	*	*	*	21	22	18	29	*	*	20	26	*	*	*	*
03:00	*	*	*	*	11	19	16	28	*	*	14	24	*	*	*	*
04:00	*	*	*	*	21	35	19	36	*	*	20	36	*	*	*	*
05:00	*	*	*	*	71	85	65	78	*	*	68	82	*	*	*	*
06:00	*	*	*	*	193	216	172	239	*	*	182	228	*	*	*	*
07:00	*	*	*	*	235	476	241	**529**	*	*	238	502	*	*	*	*
08:00	*	*	*	*	304	**522**	300	512	*	*	302	**517**	*	*	*	*
09:00	*	*	*	*	421	450	389	470	*	*	405	460	*	*	*	*
10:00	*	*	*	*	**516**	438	**424**	468	*	*	470	453	*	*	*	*
11:00	*	*	**513**	**487**	499	444	*	*	*	*	**506**	466	*	*	*	*
12:00 PM	*	*	519	468	506	**479**	*	*	*	*	512	**474**	*	*	*	*
01:00	*	*	530	426	509	473	*	*	*	*	520	450	*	*	*	*
02:00	*	*	528	**475**	557	450	*	*	*	*	542	462	*	*	*	*
03:00	*	*	603	445	570	456	*	*	*	*	586	450	*	*	*	*
04:00	*	*	**661**	443	613	440	*	*	*	*	**637**	442	*	*	*	*
05:00	*	*	580	393	**625**	397	*	*	*	*	602	395	*	*	*	*
06:00	*	*	416	336	400	341	*	*	*	*	408	338	*	*	*	*
07:00	*	*	362	337	325	309	*	*	*	*	344	323	*	*	*	*
08:00	*	*	306	264	327	286	*	*	*	*	316	275	*	*	*	*
09:00	*	*	207	192	229	206	*	*	*	*	218	199	*	*	*	*
10:00	*	*	119	92	122	111	*	*	*	*	120	102	*	*	*	*
11:00	*	*	66	64	80	75	*	*	*	*	73	70	*	*	*	*
Total	0	0	5410	4422	7238	6784	1720	2453	0	0	7183	6832	0	0	0	0
Day	0		9832		14022		4173		0		14015		0		0	
AM Peak			11:00	11:00	10:00	08:00	10:00	07:00			11:00	08:00				
Vol.			513	487	516	522	424	529			506	517				
PM Peak			16:00	14:00	17:00	12:00					16:00	12:00				
Vol.			661	475	625	479					637	474				

Comb. Total	0	9832	14022	4173	0	14015	0	0

ADT ADT 14,013 AADT 14,013

Pioneer Valley Planning Commission

60 Congress Street
Springfield, MA 01104
(413) 781-6045 / www.pvpc.org

Location : West Springfield
Operator : AB, MB
Counter # : 1478
Road Class : U0

Site Code: 9710

Lowell St.
N/O Memorial Ave

Start	21-May-12		Tue		Wed		Thu		Fri		Weekday Average		Sat		Sun	
Time	SB	NB	SB	NB	SB	NB	SB	NB	SB	NB	SB	NB	SB	NB	SB	NB
12:00 AM	*	*	0	2	2	1	*	*	*	*	1	2	*	*	*	*
01:00	*	*	2	0	2	4	*	*	*	*	2	2	*	*	*	*
02:00	*	*	1	3	2	2	*	*	*	*	2	2	*	*	*	*
03:00	*	*	1	1	0	2	*	*	*	*	0	2	*	*	*	*
04:00	*	*	2	2	1	1	*	*	*	*	2	2	*	*	*	*
05:00	*	*	2	5	0	16	*	*	*	*	1	10	*	*	*	*
06:00	*	*	11	19	4	**21**	*	*	*	*	8	20	*	*	*	*
07:00	*	*	18	12	22	17	*	*	*	*	20	14	*	*	*	*
08:00	*	*	25	22	12	17	*	*	*	*	18	20	*	*	*	*
09:00	*	*	22	22	**24**	20	*	*	*	*	23	21	*	*	*	*
10:00	*	*	**27**	23	14	13	*	*	*	*	20	18	*	*	*	*
11:00	**45**	**41**	23	**30**	12	18	*	*	*	*	**27**	**30**	*	*	*	*
12:00 PM	27	**26**	21	**30**	*	*	*	*	*	*	24	**28**	*	*	*	*
01:00	27	23	**37**	14	*	*	*	*	*	*	**32**	18	*	*	*	*
02:00	14	18	35	24	*	*	*	*	*	*	24	21	*	*	*	*
03:00	**28**	24	34	17	*	*	*	*	*	*	31	20	*	*	*	*
04:00	21	26	20	23	*	*	*	*	*	*	20	24	*	*	*	*
05:00	14	12	11	18	*	*	*	*	*	*	12	15	*	*	*	*
06:00	11	12	14	13	*	*	*	*	*	*	12	12	*	*	*	*
07:00	8	9	8	10	*	*	*	*	*	*	8	10	*	*	*	*
08:00	6	7	7	9	*	*	*	*	*	*	6	8	*	*	*	*
09:00	5	7	6	8	*	*	*	*	*	*	6	8	*	*	*	*
10:00	5	8	7	5	*	*	*	*	*	*	6	6	*	*	*	*
11:00	2	8	0	1	*	*	*	*	*	*	1	4	*	*	*	*
Total	213	221	334	313	95	132	0	0	0	0	306	317	0	0	0	0
Day	434		647		227		0		0		623		0		0	
AM Peak	11:00	11:00	10:00	11:00	09:00	06:00					11:00	11:00				
Vol.	45	41	27	30	24	21					27	30				
PM Peak	15:00	12:00	13:00	12:00							13:00	12:00				
Vol.	28	26	37	30							32	28				

Comb. Total	434	647	227	0	0	623	0	0

ADT ADT 626 AADT 626

Pioneer Valley Planning Commission

60 Congress Street
Springfield, MA 01104
(413) 781-6045 / www.pvpc.org

Location : West Springfield
Operator :AB, MB
Counter # :1601
Road Class :U6

Site Code: 9711

Day St
@ Railyard

Start	18-Jun-12		Tue		Wed		Thu		Fri		Weekday Average		Sat		Sun	
Time	SB	NB	SB	NB	SB	NB	SB	NB	SB	NB	SB	NB	SB	NB	SB	NB
12:00 AM	*	*	*	*	1	2	1	2	*	*	1	2	*	*	*	*
01:00	*	*	*	*	0	0	5	1	*	*	2	0	*	*	*	*
02:00	*	*	*	*	2	2	1	0	*	*	2	1	*	*	*	*
03:00	*	*	*	*	3	0	2	0	*	*	2	0	*	*	*	*
04:00	*	*	*	*	2	0	1	0	*	*	2	0	*	*	*	*
05:00	*	*	*	*	5	2	6	6	*	*	6	4	*	*	*	*
06:00	*	*	*	*	18	5	8	6	*	*	13	6	*	*	*	*
07:00	*	*	*	*	**27**	19	19	12	*	*	**23**	16	*	*	*	*
08:00	*	*	*	*	20	**26**	14	**25**	*	*	17	**26**	*	*	*	*
09:00	*	*	*	*	22	8	**22**	13	*	*	22	10	*	*	*	*
10:00	*	*	12	8	22	13	12	13	*	*	15	11	*	*	*	*
11:00	*	*	**13**	**11**	22	16	6	4	*	*	14	10	*	*	*	*
12:00 PM	*	*	35	24	19	4	*	*	*	*	27	14	*	*	*	*
01:00	*	*	25	26	11	9	*	*	*	*	18	18	*	*	*	*
02:00	*	*	31	17	**26**	**15**	*	*	*	*	28	16	*	*	*	*
03:00	*	*	**54**	**34**	7	7	*	*	*	*	**30**	**20**	*	*	*	*
04:00	*	*	22	23	13	11	*	*	*	*	18	17	*	*	*	*
05:00	*	*	10	7	7	5	*	*	*	*	8	6	*	*	*	*
06:00	*	*	5	2	15	10	*	*	*	*	10	6	*	*	*	*
07:00	*	*	4	3	5	3	*	*	*	*	4	3	*	*	*	*
08:00	*	*	4	2	0	1	*	*	*	*	2	2	*	*	*	*
09:00	*	*	0	0	9	5	*	*	*	*	4	2	*	*	*	*
10:00	*	*	0	0	3	3	*	*	*	*	2	2	*	*	*	*
11:00	*	*	2	5	0	3	*	*	*	*	1	4	*	*	*	*
Total	0	0	217	162	259	169	97	82	0	0	271	196	0	0	0	0
Day	0		379		428		179		0		467		0		0	
AM Peak			11:00	11:00	07:00	08:00	09:00	08:00			07:00	08:00				
Vol.			13	11	27	26	22	25			23	26				
PM Peak			15:00	15:00	14:00	14:00					15:00	15:00				
Vol.			54	34	26	15					30	20				

Comb. Total	0	379	428	179	0	467	0	0

ADT ADT 467 AADT 467

Pioneer Valley Planning Commission

60 Congress Street
Springfield, MA 01104
(413) 781-6045 / www.pvpc.org

Location : West Springfield
Operator : AB, AG
Counter # : 1605
Road Class : U3

Site Code: 9727

Park St
W/O Lathrop St

Start Time	Mon 09-Jul-12	Tue 10-Jul-12	Wed 11-Jul-12	Thu 12-Jul-12	Fri 13-Jul-12	Average Day	Sat 14-Jul-12	Sun 15-Jul-12	Week Average
12:00 AM	*	*	162	153	*	158	*	*	158
01:00	*	*	76	82	*	79	*	*	79
02:00	*	*	56	64	*	60	*	*	60
03:00	*	*	81	72	*	76	*	*	76
04:00	*	*	93	103	*	98	*	*	98
05:00	*	*	233	246	*	240	*	*	240
06:00	*	*	479	542	*	510	*	*	510
07:00	*	*	756	775	*	766	*	*	766
08:00	*	*	923	**952**	*	938	*	*	938
09:00	*	*	962	926	*	944	*	*	944
10:00	*	870	962	*	*	916	*	*	916
11:00	*	**1058**	**1018**	*	*	**1038**	*	*	**1038**
12:00 PM	*	1083	1032	*	*	1058	*	*	1058
01:00	*	1032	997	*	*	1014	*	*	1014
02:00	*	1109	983	*	*	1046	*	*	1046
03:00	*	1148	1151	*	*	1150	*	*	1150
04:00	*	1220	**1263**	*	*	**1242**	*	*	**1242**
05:00	*	**1239**	1229	*	*	1234	*	*	1234
06:00	*	828	767	*	*	798	*	*	798
07:00	*	639	668	*	*	654	*	*	654
08:00	*	505	542	*	*	524	*	*	524
09:00	*	463	539	*	*	501	*	*	501
10:00	*	344	346	*	*	345	*	*	345
11:00	*	238	252	*	*	245	*	*	245
Day Total	0	11776	15570	3915	0	15634	0	0	15634
% Avg. WkDay	0.0%	75.3%	99.6%	25.0%	0.0%				
% Avg. Week	0.0%	75.3%	99.6%	25.0%	0.0%	100.0%	0.0%	0.0%	
AM Peak		11:00	11:00	08:00		11:00			11:00
Vol.		1058	1018	952		1038			1038
PM Peak		17:00	16:00			16:00			16:00
Vol.		1239	1263			1242			1242
Grand Total	0	11776	15570	3915	0	15634	0	0	15634

ADT ADT 15,632 AADT 15,632

Pioneer Valley Planning Commission

60 Congress Street
Springfield, MA 01104
(413) 781-6045 / www.pvpc.org

Location : West Springfield
Operator : AB, AG
Counter # : 1843
Road Class : U6

Site Code: 9728

Western Ave
S/O Bliss St

Start	09-Jul-12		Tue		Wed		Thu		Fri		Weekday Average		Sat		Sun	
Time	NB	SB	NB	SB	NB	SB	NB	SB	NB	SB	NB	SB	NB	SB	NB	SB
12:00 AM	*	*	*	*	2	3	2	2	*	*	2	2	*	*	*	*
01:00	*	*	*	*	0	1	0	0	*	*	0	0	*	*	*	*
02:00	*	*	*	*	0	1	2	2	*	*	1	2	*	*	*	*
03:00	*	*	*	*	0	3	0	1	*	*	0	2	*	*	*	*
04:00	*	*	*	*	0	0	2	2	*	*	1	1	*	*	*	*
05:00	*	*	*	*	7	12	3	12	*	*	5	12	*	*	*	*
06:00	*	*	*	*	10	19	8	18	*	*	9	18	*	*	*	*
07:00	*	*	*	*	9	25	14	21	*	*	12	23	*	*	*	*
08:00	*	*	*	*	**19**	19	21	**29**	*	*	20	**24**	*	*	*	*
09:00	*	*	*	*	16	21	21	24	*	*	18	22	*	*	*	*
10:00	*	*	*	*	19	**28**	**23**	19	*	*	**21**	24	*	*	*	*
11:00	*	*	**17**	**22**	13	19	*	*	*	*	15	20	*	*	*	*
12:00 PM	*	*	13	12	16	18	*	*	*	*	14	15	*	*	*	*
01:00	*	*	23	23	17	**23**	*	*	*	*	20	23	*	*	*	*
02:00	*	*	**27**	17	**22**	23	*	*	*	*	**24**	20	*	*	*	*
03:00	*	*	22	**28**	22	20	*	*	*	*	22	**24**	*	*	*	*
04:00	*	*	26	14	15	13	*	*	*	*	20	14	*	*	*	*
05:00	*	*	14	11	14	10	*	*	*	*	14	10	*	*	*	*
06:00	*	*	4	8	11	6	*	*	*	*	8	7	*	*	*	*
07:00	*	*	9	8	9	9	*	*	*	*	9	8	*	*	*	*
08:00	*	*	5	2	6	6	*	*	*	*	6	4	*	*	*	*
09:00	*	*	5	6	3	1	*	*	*	*	4	4	*	*	*	*
10:00	*	*	2	3	1	4	*	*	*	*	2	4	*	*	*	*
11:00	*	*	2	0	3	1	*	*	*	*	2	0	*	*	*	*
Total	0	0	169	154	234	285	96	130	0	0	249	283	0	0	0	0
Day	0		323		519		226		0		532		0		0	
AM Peak			11:00	11:00	08:00	10:00	10:00	08:00			10:00	08:00				
Vol.			17	22	19	28	23	29			21	24				
PM Peak			14:00	15:00	14:00	13:00					14:00	15:00				
Vol.			27	28	22	23					24	24				

Comb. Total	0	323	519	226	0	532	0	0

ADT ADT 534 AADT 534

Pioneer Valley Planning Commission

60 Congress Street
Springfield, MA 01104
(413) 781-6045 / www.pvpc.org

Location : West Springfield
Operator : AB, AK
Counter # : 1605
Road Class : U0

Site Code: 9756

New Bridge St
B/W Memorial Ave & Union St

Start	05-Nov-12		Tue		Wed		Thu		Fri		Weekday Average		Sat		Sun	
Time	EB	WB	EB	WB	EB	WB	EB	WB	EB	WB	EB	WB	EB	WB	EB	WB
12:00 AM	*	*	*	*	*	*	0	0	0	0	0	0	*	*	*	*
01:00	*	*	*	*	*	*	0	0	0	0	0	0	*	*	*	*
02:00	*	*	*	*	*	*	0	0	1	0	0	0	*	*	*	*
03:00	*	*	*	*	*	*	0	0	0	0	0	0	*	*	*	*
04:00	*	*	*	*	*	*	0	0	0	0	0	0	*	*	*	*
05:00	*	*	*	*	*	*	0	0	0	0	0	0	*	*	*	*
06:00	*	*	*	*	*	*	0	0	0	0	0	0	*	*	*	*
07:00	*	*	*	*	*	*	0	1	0	0	0	0	*	*	*	*
08:00	*	*	*	*	*	*	0	1	4	**4**	2	**2**	*	*	*	*
09:00	*	*	*	*	2	0	1	**2**	2	1	2	1	*	*	*	*
10:00	*	*	*	*	**3**	0	**2**	1	**15**	0	**7**	0	*	*	*	*
11:00	*	*	*	*	1	0	2	0	*	*	2	0	*	*	*	*
12:00 PM	*	*	*	*	**6**	**1**	0	0	*	*	3	0	*	*	*	*
01:00	*	*	*	*	3	0	**2**	0	*	*	2	0	*	*	*	*
02:00	*	*	*	*	2	1	1	0	*	*	2	0	*	*	*	*
03:00	*	*	*	*	1	1	0	**1**	*	*	0	**1**	*	*	*	*
04:00	*	*	*	*	5	0	2	0	*	*	**4**	0	*	*	*	*
05:00	*	*	*	*	4	0	2	0	*	*	3	0	*	*	*	*
06:00	*	*	*	*	0	0	1	0	*	*	0	0	*	*	*	*
07:00	*	*	*	*	0	0	0	0	*	*	0	0	*	*	*	*
08:00	*	*	*	*	0	0	0	0	*	*	0	0	*	*	*	*
09:00	*	*	*	*	0	0	0	0	*	*	0	0	*	*	*	*
10:00	*	*	*	*	1	1	0	0	*	*	0	0	*	*	*	*
11:00	*	*	*	*	0	0	2	1	*	*	1	0	*	*	*	*
Total	0	0	0	0	28	4	15	7	22	5	28	4	0	0	0	0
Day	0		0		32		22		27		32		0		0	
AM Peak					10:00		10:00	09:00	10:00	08:00	10:00	08:00				
Vol.					3		2	2	15	4	7	2				
PM Peak					12:00	12:00	13:00	15:00			16:00	15:00				
Vol.					6	1	2	1			4	1				

Comb. Total	0	0	32	22	27	32	0	0
ADT	ADT 36	AADT 36						

Pioneer Valley Planning Commission

60 Congress Street
Springfield, MA 01104
(413) 781-6045 / www.pvpc.org

Location : West Springfield
Operator : AB, AK
Counter # : 1602
Road Class : U0

Site Code: 9750

Irving St
B/W Main St & Union St

Start	05-Nov-12		Tue		Wed		Thu		Fri		Weekday Average		Sat		Sun	
Time	WB	EB	WB	EB	WB	EB	WB	EB	WB	EB	WB	EB	WB	EB	WB	EB
12:00 AM	*	*	0	0	3	0	*	*	*	*	2	0	*	*	*	*
01:00	*	*	2	1	0	2	*	*	*	*	1	2	*	*	*	*
02:00	*	*	0	1	0	0	*	*	*	*	0	0	*	*	*	*
03:00	*	*	2	1	0	0	*	*	*	*	1	0	*	*	*	*
04:00	*	*	2	3	5	3	*	*	*	*	4	3	*	*	*	*
05:00	*	*	4	3	5	4	*	*	*	*	4	4	*	*	*	*
06:00	*	*	10	6	8	5	*	*	*	*	9	6	*	*	*	*
07:00	*	*	13	14	**13**	**6**	*	*	*	*	13	10	*	*	*	*
08:00	15	8	**15**	11	*	*	*	*	*	*	15	10	*	*	*	*
09:00	25	12	7	11	*	*	*	*	*	*	16	12	*	*	*	*
10:00	**26**	**21**	10	**18**	*	*	*	*	*	*	**18**	**20**	*	*	*	*
11:00	20	17	12	17	*	*	*	*	*	*	16	17	*	*	*	*
12:00 PM	23	21	11	16	*	*	*	*	*	*	17	18	*	*	*	*
01:00	25	**24**	23	**21**	*	*	*	*	*	*	24	**22**	*	*	*	*
02:00	29	21	**24**	20	*	*	*	*	*	*	**26**	20	*	*	*	*
03:00	**33**	18	14	19	*	*	*	*	*	*	24	18	*	*	*	*
04:00	29	24	23	20	*	*	*	*	*	*	26	22	*	*	*	*
05:00	19	18	20	21	*	*	*	*	*	*	20	20	*	*	*	*
06:00	15	13	16	9	*	*	*	*	*	*	16	11	*	*	*	*
07:00	9	9	7	11	*	*	*	*	*	*	8	10	*	*	*	*
08:00	7	3	5	8	*	*	*	*	*	*	6	6	*	*	*	*
09:00	5	5	3	7	*	*	*	*	*	*	4	6	*	*	*	*
10:00	0	2	2	4	*	*	*	*	*	*	1	3	*	*	*	*
11:00	6	5	2	0	*	*	*	*	*	*	4	2	*	*	*	*
Total	286	221	227	242	34	20	0	0	0	0	275	242	0	0	0	0
Day	507		469		54		0		0		517		0		0	
AM Peak	10:00	10:00	08:00	10:00	07:00	07:00					10:00	10:00				
Vol.	26	21	15	18	13	6					18	20				
PM Peak	15:00	13:00	14:00	13:00							14:00	13:00				
Vol.	33	24	24	21							26	22				

Comb. Total	507	469	54	0	0	517	0	0

ADT ADT 515 AADT 515

Pioneer Valley Planning Commission

60 Congress Street
Springfield, MA 01104
(413) 781-6045 / www.pvpc.org

Location : West Springfield
Operator : AB, AK
Counter # : 1477
Road Class : U0

Site Code: 9751

Church St
B/W Main St & Union St

Start	05-Nov-12		Tue		Wed		Thu		Fri		Weekday Average		Sat		Sun	
Time	EB	WB	EB	WB	EB	WB	EB	WB	EB	WB	EB	WB	EB	WB	EB	WB
12:00 AM	*	*	0	1	2	0	*	*	*	*	1	0	*	*	*	*
01:00	*	*	3	1	4	1	*	*	*	*	4	1	*	*	*	*
02:00	*	*	0	0	1	0	*	*	*	*	0	0	*	*	*	*
03:00	*	*	0	3	0	2	*	*	*	*	0	2	*	*	*	*
04:00	*	*	0	1	1	0	*	*	*	*	0	0	*	*	*	*
05:00	*	*	1	3	1	2	*	*	*	*	1	2	*	*	*	*
06:00	*	*	1	5	3	4	*	*	*	*	2	4	*	*	*	*
07:00	*	*	6	10	**11**	**12**	*	*	*	*	8	11	*	*	*	*
08:00	*	*	12	**23**	*	*	*	*	*	*	12	**23**	*	*	*	*
09:00	**8**	**8**	19	14	*	*	*	*	*	*	**14**	11	*	*	*	*
10:00	0	1	15	19	*	*	*	*	*	*	8	10	*	*	*	*
11:00	6	5	**21**	12	*	*	*	*	*	*	14	8	*	*	*	*
12:00 PM	10	9	33	16	*	*	*	*	*	*	22	12	*	*	*	*
01:00	9	18	26	**20**	*	*	*	*	*	*	18	**19**	*	*	*	*
02:00	6	14	31	20	*	*	*	*	*	*	18	17	*	*	*	*
03:00	25	**22**	27	16	*	*	*	*	*	*	26	19	*	*	*	*
04:00	24	19	29	17	*	*	*	*	*	*	26	18	*	*	*	*
05:00	**36**	19	**40**	14	*	*	*	*	*	*	**38**	16	*	*	*	*
06:00	20	7	15	9	*	*	*	*	*	*	18	8	*	*	*	*
07:00	19	7	4	5	*	*	*	*	*	*	12	6	*	*	*	*
08:00	6	1	8	7	*	*	*	*	*	*	7	4	*	*	*	*
09:00	5	7	4	6	*	*	*	*	*	*	4	6	*	*	*	*
10:00	6	1	2	3	*	*	*	*	*	*	4	2	*	*	*	*
11:00	4	0	3	0	*	*	*	*	*	*	4	0	*	*	*	*
Total	184	138	300	225	23	21	0	0	0	0	261	199	0	0	0	0
Day	322		525		44		0		0		460		0		0	
AM Peak	09:00	09:00	11:00	08:00	07:00	07:00					09:00	08:00				
Vol.	8	8	21	23	11	12					14	23				
PM Peak	17:00	15:00	17:00	13:00							17:00	13:00				
Vol.	36	22	40	20							38	19				

Comb. Total	322	525	44	0	0	460	0	0

ADT ADT 463 AADT 463

Pioneer Valley Planning Commission

60 Congress Street
Springfield, MA 01104
(413) 781-6045 / www.pvpc.org

Location : West Springfield
Operator : AB, AK
Counter # : 1601
Road Class : U0

Site Code: 9752

Spring St
B/W Main St & Union St

Start Time	Mon 05-Nov-12	Tue 06-Nov-12	Wed 07-Nov-12	Thu 08-Nov-12	Fri 09-Nov-12	Average Day	Sat 10-Nov-12	Sun 11-Nov-12	Week Average
12:00 AM	*	2	3	*	*	2	*	*	2
01:00	*	0	2	*	*	1	*	*	1
02:00	*	0	0	*	*	0	*	*	0
03:00	*	0	0	*	*	0	*	*	0
04:00	*	1	1	*	*	1	*	*	1
05:00	*	3	2	*	*	2	*	*	2
06:00	*	5	4	*	*	4	*	*	4
07:00	*	7	**12**	*	*	10	*	*	10
08:00	*	10	*	*	*	10	*	*	10
09:00	**27**	10	*	*	*	18	*	*	18
10:00	16	16	*	*	*	16	*	*	16
11:00	22	**22**	*	*	*	**22**	*	*	**22**
12:00 PM	**32**	**21**	*	*	*	**26**	*	*	**26**
01:00	15	21	*	*	*	18	*	*	18
02:00	28	17	*	*	*	22	*	*	22
03:00	13	18	*	*	*	16	*	*	16
04:00	16	12	*	*	*	14	*	*	14
05:00	14	12	*	*	*	13	*	*	13
06:00	8	7	*	*	*	8	*	*	8
07:00	4	7	*	*	*	6	*	*	6
08:00	7	3	*	*	*	5	*	*	5
09:00	10	4	*	*	*	7	*	*	7
10:00	6	5	*	*	*	6	*	*	6
11:00	0	2	*	*	*	1	*	*	1
Day Total	218	205	24	0	0	228	0	0	228
% Avg. WkDay	95.6%	89.9%	10.5%	0.0%	0.0%				
% Avg. Week	95.6%	89.9%	10.5%	0.0%	0.0%	100.0%	0.0%	0.0%	
AM Peak	09:00	11:00	07:00			11:00			11:00
Vol.	27	22	12			22			22
PM Peak	12:00	12:00				12:00			12:00
Vol.	32	21				26			26
Grand Total	218	205	24	0	0	228	0	0	228

ADT ADT 228 AADT 228

Pioneer Valley Planning Commission

60 Congress Street
Springfield, MA 01104
(413) 781-6045 / www.pvpc.org

Location : West Springfield
Operator : AB, AK
Counter # : 1843
Road Class : U0

Site Code: 9753

Sprague St
B/W Main St & Union St

Start	05-Nov-12		Tue		Wed		Thu		Fri		Weekday Average		Sat		Sun	
Time	WB	EB	WB	EB	WB	EB	WB	EB	WB	EB	WB	EB	WB	EB	WB	EB
12:00 AM	*	*	1	3	1	0	*	*	*	*	1	2	*	*	*	*
01:00	*	*	1	1	1	2	*	*	*	*	1	2	*	*	*	*
02:00	*	*	1	0	1	0	*	*	*	*	1	0	*	*	*	*
03:00	*	*	0	1	0	0	*	*	*	*	0	0	*	*	*	*
04:00	*	*	1	1	2	2	*	*	*	*	2	2	*	*	*	*
05:00	*	*	5	1	3	1	*	*	*	*	4	1	*	*	*	*
06:00	*	*	5	5	**6**	7	*	*	*	*	6	6	*	*	*	*
07:00	*	*	6	5	4	**10**	*	*	*	*	5	8	*	*	*	*
08:00	*	*	18	17	*	*	*	*	*	*	18	17	*	*	*	*
09:00	16	**27**	26	27	*	*	*	*	*	*	21	27	*	*	*	*
10:00	22	17	23	25	*	*	*	*	*	*	22	21	*	*	*	*
11:00	**31**	19	**35**	**39**	*	*	*	*	*	*	**33**	**29**	*	*	*	*
12:00 PM	42	19	34	27	*	*	*	*	*	*	38	23	*	*	*	*
01:00	40	25	41	38	*	*	*	*	*	*	40	32	*	*	*	*
02:00	37	40	41	36	*	*	*	*	*	*	39	38	*	*	*	*
03:00	35	37	43	24	*	*	*	*	*	*	39	30	*	*	*	*
04:00	**57**	**44**	**59**	**46**	*	*	*	*	*	*	**58**	**45**	*	*	*	*
05:00	54	29	52	40	*	*	*	*	*	*	53	34	*	*	*	*
06:00	36	31	33	23	*	*	*	*	*	*	34	27	*	*	*	*
07:00	19	16	26	21	*	*	*	*	*	*	22	18	*	*	*	*
08:00	17	16	14	18	*	*	*	*	*	*	16	17	*	*	*	*
09:00	20	12	18	9	*	*	*	*	*	*	19	10	*	*	*	*
10:00	14	8	5	5	*	*	*	*	*	*	10	6	*	*	*	*
11:00	4	6	6	3	*	*	*	*	*	*	5	4	*	*	*	*
Total	444	346	494	415	18	22	0	0	0	0	487	399	0	0	0	0
Day	790		909		40		0		0		886		0		0	
AM Peak	11:00	09:00	11:00	11:00	06:00	07:00					11:00	11:00				
Vol.	31	27	35	39	6	10					33	29				
PM Peak	16:00	16:00	16:00	16:00							16:00	16:00				
Vol.	57	44	59	46							58	45				

Comb. Total	790	909	40	0	0	886	0	0

ADT ADT 887 AADT 887

Pioneer Valley Planning Commission

60 Congress Street
Springfield, MA 01104
(413) 781-6045 / www.pvpc.org

Location : West Springfield
Operator : AB, AK
Counter # : 1451
Road Class : U0

Site Code: 9754

Merrick St
B/W Main St & Union St

Start	05-Nov-12		Tue		Wed		Thu		Fri		Weekday Average		Sat		Sun	
Time	EB	WB	EB	WB	EB	WB	EB	WB	EB	WB	EB	WB	EB	WB	EB	WB
12:00 AM	*	*	1	3	0	2	*	*	*	*	0	2	*	*	*	*
01:00	*	*	0	0	2	1	*	*	*	*	1	0	*	*	*	*
02:00	*	*	0	0	1	1	*	*	*	*	0	0	*	*	*	*
03:00	*	*	1	0	1	0	*	*	*	*	1	0	*	*	*	*
04:00	*	*	0	0	0	1	*	*	*	*	0	0	*	*	*	*
05:00	*	*	1	1	3	1	*	*	*	*	2	1	*	*	*	*
06:00	*	*	2	7	3	**10**	*	*	*	*	2	8	*	*	*	*
07:00	*	*	11	9	**9**	4	*	*	*	*	10	6	*	*	*	*
08:00	*	*	7	9	*	*	*	*	*	*	7	9	*	*	*	*
09:00	17	9	**25**	13	*	*	*	*	*	*	**21**	11	*	*	*	*
10:00	**18**	14	22	**16**	*	*	*	*	*	*	20	15	*	*	*	*
11:00	14	**16**	17	16	*	*	*	*	*	*	16	**16**	*	*	*	*
12:00 PM	22	23	18	25	*	*	*	*	*	*	20	24	*	*	*	*
01:00	17	25	19	16	*	*	*	*	*	*	18	20	*	*	*	*
02:00	18	23	13	23	*	*	*	*	*	*	16	23	*	*	*	*
03:00	**25**	18	24	21	*	*	*	*	*	*	24	20	*	*	*	*
04:00	23	**31**	**30**	**30**	*	*	*	*	*	*	**26**	**30**	*	*	*	*
05:00	17	22	23	23	*	*	*	*	*	*	20	22	*	*	*	*
06:00	19	19	14	20	*	*	*	*	*	*	16	20	*	*	*	*
07:00	12	10	19	11	*	*	*	*	*	*	16	10	*	*	*	*
08:00	15	5	11	10	*	*	*	*	*	*	13	8	*	*	*	*
09:00	7	2	9	2	*	*	*	*	*	*	8	2	*	*	*	*
10:00	4	5	5	6	*	*	*	*	*	*	4	6	*	*	*	*
11:00	0	2	0	2	*	*	*	*	*	*	0	2	*	*	*	*
Total	228	224	272	263	19	20	0	0	0	0	261	255	0	0	0	0
Day	452		535		39		0		0		516		0		0	
AM Peak	10:00	11:00	09:00	10:00	07:00	06:00					09:00	11:00				
Vol.	18	16	25	16	9	10					21	16				
PM Peak	15:00	16:00	16:00	16:00							16:00	16:00				
Vol.	25	31	30	30							26	30				

Comb. Total	452	535	39	0	0	516	0	0

ADT ADT 520 AADT 520

Pioneer Valley Planning Commission

60 Congress Street
Springfield, MA 01104
(413) 781-6045 / www.pvpc.org

Location : West Springfield
Operator : AB, AK
Counter # : 1446
Road Class : U0

Site Code: 9755

Russell St
B/W Main St & Union St

Start	05-Nov-12		Tue		Wed		Thu		Fri		Weekday Average		Sat		Sun	
Time	WB	EB	WB	EB	WB	EB	WB	EB	WB	EB	WB	EB	WB	EB	WB	EB
12:00 AM	*	*	1	2	2	0	*	*	*	*	2	1	*	*	*	*
01:00	*	*	1	1	2	0	*	*	*	*	2	0	*	*	*	*
02:00	*	*	1	1	0	1	*	*	*	*	0	1	*	*	*	*
03:00	*	*	2	1	1	1	*	*	*	*	2	1	*	*	*	*
04:00	*	*	1	0	2	0	*	*	*	*	2	0	*	*	*	*
05:00	*	*	2	1	4	1	*	*	*	*	3	1	*	*	*	*
06:00	*	*	4	9	4	7	*	*	*	*	4	8	*	*	*	*
07:00	*	*	1	10	3	**9**	*	*	*	*	2	10	*	*	*	*
08:00	*	*	17	14	**6**	8	*	*	*	*	12	11	*	*	*	*
09:00	*	*	17	15	*	*	*	*	*	*	17	15	*	*	*	*
10:00	15	**14**	**23**	**23**	*	*	*	*	*	*	19	**18**	*	*	*	*
11:00	**18**	14	21	15	*	*	*	*	*	*	**20**	14	*	*	*	*
12:00 PM	22	20	28	18	*	*	*	*	*	*	25	19	*	*	*	*
01:00	15	22	**36**	21	*	*	*	*	*	*	26	22	*	*	*	*
02:00	28	10	26	15	*	*	*	*	*	*	27	12	*	*	*	*
03:00	**42**	18	28	29	*	*	*	*	*	*	**35**	24	*	*	*	*
04:00	26	**25**	22	**31**	*	*	*	*	*	*	24	**28**	*	*	*	*
05:00	25	16	21	11	*	*	*	*	*	*	23	14	*	*	*	*
06:00	25	9	30	12	*	*	*	*	*	*	28	10	*	*	*	*
07:00	19	15	20	13	*	*	*	*	*	*	20	14	*	*	*	*
08:00	14	12	13	15	*	*	*	*	*	*	14	14	*	*	*	*
09:00	9	6	11	6	*	*	*	*	*	*	10	6	*	*	*	*
10:00	6	2	9	5	*	*	*	*	*	*	8	4	*	*	*	*
11:00	6	6	4	6	*	*	*	*	*	*	5	6	*	*	*	*
Total	270	189	339	274	24	27	0	0	0	0	330	253	0	0	0	0
Day	459		613		51		0		0		583		0		0	
AM Peak	11:00	10:00	10:00	10:00	08:00	07:00					11:00	10:00				
Vol.	18	14	23	23	6	9					20	18				
PM Peak	15:00	16:00	13:00	16:00							15:00	16:00				
Vol.	42	25	36	31							35	28				

Comb. Total	459	613	51	0	0	583	0	0

ADT ADT 578 AADT 578

Transportation Data Appendix

2. Peak-Hour Turning Movement Counts

A. AM Peak Hour

Pioneer Valley Planning Commission
60 Congress Street
Springfield, MA 01140
(413) 781-6045 / www.pvpc.org

Default Comments
Change These in The Preferences Window
Select File/Preference in the Main Scree
Then Click the Comments Tab

File Name : 5218 AM
Site Code : 00005218
Start Date : 6/1/2012
Page No : 1

Groups Printed- Class 1

	River St From North			Memorial Ave From East			Suffield St From West			
Start Time	Right	Left	Trucks	Right	Thru	Trucks	Thru	Left	Trucks	Int. Total
07:00 AM	58	4	1	6	42	2	94	73	5	285
07:15 AM	64	9	1	8	43	2	118	100	0	345
07:30 AM	71	8	2	5	50	0	136	111	6	389
07:45 AM	104	10	1	11	93	4	157	104	7	491
Total	297	31	5	30	228	8	505	388	18	1510
08:00 AM	107	9	5	6	81	3	156	78	7	452
08:15 AM	84	13	1	9	72	2	143	76	7	407
08:30 AM	95	15	2	10	94	3	153	93	6	471
08:45 AM	101	13	1	11	80	4	142	90	3	445
Total	387	50	9	36	327	12	594	337	23	1775
Grand Total	684	81	14	66	555	20	1099	725	41	3285
Apprch %	87.8	10.4	1.8	10.3	86.6	3.1	58.9	38.9	2.2	
Total %	20.8	2.5	0.4	2	16.9	0.6	33.5	22.1	1.2	

	River St From North				Memorial Ave From East				Suffield St From West				
Start Time	Right	Left	Trucks	App. Total	Right	Thru	Trucks	App. Total	Thru	Left	Trucks	App. Total	Int. Total
Peak Hour Analysis From 07:00 AM to 08:45 AM - Peak 1 of 1													
Peak Hour for Entire Intersection Begins at 07:45 AM													
07:45 AM	104	10	1	115	**11**	93	**4**	**108**	**157**	**104**	**7**	**268**	**491**
08:00 AM	**107**	9	**5**	**121**	6	81	3	90	156	78	7	241	452
08:15 AM	84	13	1	98	9	72	2	83	143	76	7	226	407
08:30 AM	95	**15**	2	112	10	**94**	3	107	153	93	6	252	471
Total Volume	390	47	9	446	36	340	12	388	609	351	27	987	1821
% App. Total	87.4	10.5	2		9.3	87.6	3.1		61.7	35.6	2.7		
PHF	.911	.783	.450	.921	.818	.904	.750	.898	.970	.844	.964	.921	.927

Pioneer Valley Planning Commission

60 Congress Street
Springfield, MA 01140
(413) 781-6045 / www.pvpc.org

Location: West Springfield
Counter#: TU-0452
Operator: AG
Fun. Class: U5

File Name : 5217 am
Site Code : 00005217
Start Date : 5/29/2012
Page No : 1

Groups Printed- Unshifted

	Union St From North				Day St From East			Union St From South				Day St From West				
Start Time	Right	Thru	Left	Trucks	Right	Thru	Left	Right	Thru	Left	Trucks	Right	Thru	Left	Trucks	Int. Total
07:00 AM	5	45	1	6	2	1	1	1	25	3	3	0	0	4	4	101
07:15 AM	5	40	2	2	2	1	1	2	33	0	2	1	0	9	8	108
07:30 AM	8	59	0	8	2	2	1	1	42	0	0	0	0	5	4	132
07:45 AM	3	61	1	4	2	0	1	1	51	5	2	2	1	6	6	146
Total	21	205	4	20	8	4	4	5	151	8	7	3	1	24	22	487
08:00 AM	2	66	1	4	2	0	1	0	53	1	1	4	0	6	7	148
08:15 AM	4	78	0	6	4	0	1	0	62	3	3	5	0	2	2	170
08:30 AM	5	73	2	3	2	2	0	0	57	1	2	2	0	3	3	155
08:45 AM	4	75	4	2	3	1	1	1	59	1	3	3	0	1	0	158
Total	15	292	7	15	11	3	3	1	231	6	9	14	0	12	12	631
Grand Total	36	497	11	35	19	7	7	6	382	14	16	17	1	36	34	1118
Apprch %	6.2	85.8	1.9	6	57.6	21.2	21.2	1.4	91.4	3.3	3.8	19.3	1.1	40.9	38.6	
Total %	3.2	44.5	1	3.1	1.7	0.6	0.6	0.5	34.2	1.3	1.4	1.5	0.1	3.2	3	

	Union St From North					Day St From East				Union St From South					Day St From West					
Start Time	Right	Thru	Left	Trucks	App. Total	Right	Thru	Left	App. Total	Right	Thru	Left	Trucks	App. Total	Right	Thru	Left	Trucks	App. Total	Int. Total
Peak Hour Analysis From 07:00 AM to 08:45 AM - Peak 1 of 1																				
Peak Hour for Entire Intersection Begins at 08:00 AM																				
08:00 AM	2	66	1	4	73	2	0	1	3	0	53	1	1	55	4	0	6	7	17	148
08:15 AM	4	78	0	6	88	4	0	1	5	0	62	3	3	68	5	0	2	2	9	170
08:30 AM	5	73	2	3	83	2	2	0	4	0	57	1	2	60	2	0	3	3	8	155
08:45 AM	4	75	4	2	85	3	1	1	5	1	59	1	3	64	3	0	1	0	4	158
Total Volume	15	292	7	15	329	11	3	3	17	1	231	6	9	247	14	0	12	12	38	631
% App. Total	4.6	88.8	2.1	4.6		64.7	17.6	17.6		0.4	93.5	2.4	3.6		36.8	0	31.6	31.6		
PHF	.750	.936	.438	.625	.935	.688	.375	.750	.850	.250	.931	.500	.750	.908	.700	.000	.500	.429	.559	.928

Pioneer Valley Planning Commission

60 Congress Street
Springfield, MA 01140
(413) 781-6045 / www.pvpc.org

Location : West Springfield
Counter # : 0945
Operator : TS
Fun. Class : U5

File Name : 5516 AM
Site Code : 00005516
Start Date : 6/5/2012
Page No : 1

Groups Printed- Unshifted

	Elm St From North			Union St From South			Park Ave From West				
Start Time	Thru	Left	Trucks	Right	Thru	Trucks	Right	Thru	Left	Trucks	Int. Total
Factor	0.98	0.98	0.98	0.98	0.98	0.98	0.98	0.98	0.98	0.98	
07:00 AM	36	51	8	11	23	2	16	173	10	11	341
07:15 AM	50	70	7	22	21	9	25	217	5	3	429
07:30 AM	42	66	5	22	27	11	21	220	9	8	431
07:45 AM	66	58	0	17	26	6	29	221	7	7	437
Total	194	245	20	72	97	28	91	831	31	29	1638
08:00 AM	77	68	10	22	51	7	24	128	16	2	405
08:15 AM	56	80	5	15	39	6	18	164	9	3	395
08:30 AM	57	86	2	25	31	3	18	170	6	7	405
08:45 AM	61	73	4	20	35	2	25	160	17	8	405
Total	251	307	21	82	156	18	85	622	48	20	1610
Grand Total	445	552	41	154	253	46	176	1453	79	49	3248
Apprch %	42.9	53.2	3.9	34	55.8	10.2	10	82.7	4.5	2.8	
Total %	13.7	17	1.3	4.7	7.8	1.4	5.4	44.7	2.4	1.5	

	Elm St From North				Union St From South				Park Ave From West					
Start Time	Thru	Left	Trucks	App. Total	Right	Thru	Trucks	App. Total	Right	Thru	Left	Trucks	App. Total	Int. Total
Peak Hour Analysis From 07:00 AM to 08:45 AM - Peak 1 of 1														
Peak Hour for Entire Intersection Begins at 07:15 AM														
07:15 AM	50	**70**	7	127	**22**	21	9	52	25	217	5	3	250	429
07:30 AM	42	66	5	113	22	27	**11**	60	21	220	9	**8**	258	431
07:45 AM	66	58	0	124	17	26	6	49	**29**	**221**	7	7	**264**	**437**
08:00 AM	**77**	68	**10**	**155**	22	**51**	7	**80**	24	128	**16**	2	170	405
Total Volume	235	262	22	519	83	125	33	241	99	786	37	20	942	1702
% App. Total	45.3	50.5	4.2		34.4	51.9	13.7		10.5	83.4	3.9	2.1		
PHF	.763	.936	.550	.837	.943	.613	.750	.753	.853	.889	.578	.625	.892	.974

Pioneer Valley Planning Commission

60 Congress Street
Springfield, MA 01140
(413) 781-6045 / www.pvpc.org

Location: West Springfield
Counter #: TU-0452
Operator: AG
Fun. Class: U5

File Name : 5215 am
Site Code : 00005215
Start Date : 5/25/2012
Page No : 1

Groups Printed- Unshifted

	South Blvd From North				Park St From East				River St From South				Park St Ext From West			
Start Time	Trucks	Thru	Left	Trucks	Right	Thru	Left	Trucks	Right	Thru	Left	Trucks	Right	Thru	Left	Int. Total
07:00 AM	0	44	112	3	35	1	45	3	65	35	1	2	0	1	0	347
07:15 AM	1	60	147	2	44	1	59	6	77	42	0	3	0	0	0	442
07:30 AM	0	61	142	0	40	0	74	1	95	43	0	2	0	0	1	459
07:45 AM	0	99	170	3	59	2	118	4	94	35	1	1	0	1	0	587
Total	1	264	571	8	178	4	296	14	331	155	2	8	0	2	1	1835
08:00 AM	0	57	152	1	33	0	100	2	111	46	0	3	1	1	0	507
08:15 AM	0	65	185	1	65	0	88	1	99	48	0	2	0	0	1	555
08:30 AM	0	61	127	9	44	0	81	1	80	30	2	4	0	0	1	440
08:45 AM	0	48	166	6	47	0	102	3	78	48	2	2	1	0	0	503
Total	0	231	630	17	189	0	371	7	368	172	4	11	2	1	2	2005
Grand Total	1	495	1201	25	367	4	667	21	699	327	6	19	2	3	3	3840
Apprch %	0.1	28.7	69.7	1.5	34.7	0.4	63	2	66.5	31.1	0.6	1.8	25	37.5	37.5	
Total %	0	12.9	31.3	0.7	9.6	0.1	17.4	0.5	18.2	8.5	0.2	0.5	0.1	0.1	0.1	

	South Blvd From North					Park St From East					River St From South					Park St Ext From West				
Start Time	Trucks	Thru	Left	Trucks	App. Total	Right	Thru	Left	Trucks	App. Total	Right	Thru	Left	Trucks	App. Total	Right	Thru	Left	App. Total	Int. Total
Peak Hour Analysis From 07:00 AM to 08:45 AM - Peak 1 of 1																				
Peak Hour for Entire Intersection Begins at 07:30 AM																				
07:30 AM	0	61	142	0	203	40	0	74	1	115	95	43	0	2	140	0	0	**1**	1	459
07:45 AM	0	**99**	170	**3**	**272**	59	**2**	**118**	**4**	**183**	94	35	**1**	1	131	0	**1**	0	1	**587**
08:00 AM	0	57	152	1	210	33	0	100	2	135	**111**	46	0	**3**	**160**	**1**	1	0	**2**	507
08:15 AM	0	65	**185**	1	251	**65**	0	88	1	154	99	**48**	0	2	149	0	0	1	1	555
Total Volume	0	282	649	5	936	197	2	380	8	587	399	172	1	8	580	1	2	2	5	2108
% App. Total	0	30.1	69.3	0.5		33.6	0.3	64.7	1.4		68.8	29.7	0.2	1.4		20	40	40		
PHF	.000	.712	.877	.417	.860	.758	.250	.805	.500	.802	.899	.896	.250	.667	.906	.250	.500	.500	.625	.898

Pioneer Valley Planning Commission

60 Congress Street
Springfield, MA 01140
(413) 781-6045 / www.pvpc.org

Location :West Springfield
Counter # :D4-5410
Operator :AK
Fun. Class :U3

File Name : 5214 AM
Site Code : 00005214
Start Date : 5/31/2012
Page No : 1

Groups Printed- Unshifted

	Main St From North			Main St From South		Park Ave From West			
Start Time	Thru	Left	Trucks	Right	Trucks	Right	Thru	Trucks	Int. Total
07:00 AM	21	5	1	25	0	14	197	14	277
07:15 AM	28	3	0	45	0	17	260	11	364
07:30 AM	38	7	0	45	4	19	293	17	423
07:45 AM	42	2	1	49	1	27	276	15	413
Total	129	17	2	164	5	77	1026	57	1477
08:00 AM	47	4	1	36	1	25	256	15	385
08:15 AM	46	6	1	49	5	15	272	20	414
08:30 AM	35	4	1	55	0	22	267	18	402
08:45 AM	51	5	0	45	3	25	257	13	399
Total	179	19	3	185	9	87	1052	66	1600
Grand Total	308	36	5	349	14	164	2078	123	3077
Apprch %	88.3	10.3	1.4	96.1	3.9	6.9	87.9	5.2	
Total %	10	1.2	0.2	11.3	0.5	5.3	67.5	4	

	Main St From North				Main St From South			Park Ave From West				
Start Time	Thru	Left	Trucks	App. Total	Right	Trucks	App. Total	Right	Thru	Trucks	App. Total	Int. Total
Peak Hour Analysis From 07:00 AM to 08:45 AM - Peak 1 of 1												
Peak Hour for Entire Intersection Begins at 07:30 AM												
07:30 AM	38	**7**	0	45	45	4	49	19	**293**	17	**329**	**423**
07:45 AM	42	2	**1**	45	**49**	1	50	**27**	276	15	318	413
08:00 AM	**47**	4	1	52	36	1	37	25	256	15	296	385
08:15 AM	46	6	1	**53**	49	**5**	**54**	15	272	**20**	307	414
Total Volume	173	19	3	195	179	11	190	86	1097	67	1250	1635
% App. Total	88.7	9.7	1.5		94.2	5.8		6.9	87.8	5.4		
PHF	.920	.679	.750	.920	.913	.550	.880	.796	.936	.838	.950	.966

Pioneer Valley Planning Commission

60 Congress Street
Springfield, MA 01140
(413) 781-6045 / www.pvpc.org

Location:West Springfield
Counter#:0945
Operator:MB
Fun. Class:U3

File Name : 5213 AM
Site Code : 00005213
Start Date : 5/29/2012
Page No : 1

Groups Printed- Unshifted

	Union St From North				Memorial Av From East				Union St From South				Memorial Av From West				
Start Time	Right	Thru	Left	Trucks	Right	Thru	Left	Trucks	Right	Thru	Left	Trucks	Right	Thru	Left	Trucks	Int. Total
07:00 AM	2	8	23	1	4	68	7	6	4	4	5	1	2	81	24	8	248
07:15 AM	3	7	16	1	6	82	3	5	4	5	5	2	6	103	26	4	278
07:30 AM	6	18	18	0	7	97	16	7	6	5	5	2	2	125	23	5	342
07:45 AM	9	15	20	0	7	103	15	4	2	12	6	3	23	130	32	4	385
Total	20	48	77	2	24	350	41	22	16	26	21	8	33	439	105	21	1253
08:00 AM	8	15	24	1	13	92	16	6	8	15	11	5	7	108	33	4	366
08:15 AM	8	18	18	1	14	95	13	5	5	18	10	4	8	111	36	7	371
08:30 AM	12	17	26	1	13	123	12	3	8	15	10	3	8	128	38	6	423
08:45 AM	6	18	22	0	6	112	19	9	7	17	12	2	11	111	26	8	386
Total	34	68	90	3	46	422	60	23	28	65	43	14	34	458	133	25	1546
Grand Total	54	116	167	5	70	772	101	45	44	91	64	22	67	897	238	46	2799
Apprch %	15.8	33.9	48.8	1.5	7.1	78.1	10.2	4.6	19.9	41.2	29	10	5.4	71.9	19.1	3.7	
Total %	1.9	4.1	6	0.2	2.5	27.6	3.6	1.6	1.6	3.3	2.3	0.8	2.4	32	8.5	1.6	

	Union St From North					Memorial Av From East					Union St From South					Memorial Av From West					
Start Time	Right	Thru	Left	Trucks	App. Total	Right	Thru	Left	Trucks	App. Total	Right	Thru	Left	Trucks	App. Total	Right	Thru	Left	Trucks	App. Total	Int. Total
Peak Hour Analysis From 07:00 AM to 08:45 AM - Peak 1 of 1																					
Peak Hour for Entire Intersection Begins at 08:00 AM																					
08:00 AM	8	15	24	**1**	48	13	92	16	6	127	**8**	15	11	**5**	**39**	7	108	33	4	152	366
08:15 AM	8	**18**	18	1	45	**14**	95	13	5	127	5	**18**	10	4	37	8	111	36	7	162	371
08:30 AM	**12**	17	**26**	1	**56**	13	**123**	12	3	**151**	8	15	10	3	36	8	**128**	**38**	6	**180**	**423**
08:45 AM	6	18	22	0	46	6	112	**19**	**9**	146	7	17	**12**	2	38	**11**	111	26	**8**	156	386
Total Volume	34	68	90	3	195	46	422	60	23	551	28	65	43	14	150	34	458	133	25	650	1546
% App. Total	17.4	34.9	46.2	1.5		8.3	76.6	10.9	4.2		18.7	43.3	28.7	9.3		5.2	70.5	20.5	3.8		
PHF	.708	.944	.865	.750	.871	.821	.858	.789	.639	.912	.875	.903	.896	.700	.962	.773	.895	.875	.781	.903	.914

Pioneer Valley Planning Commission

60 Congress Street
Springfield, MA 01140
(413) 781-6045 / www.pvpc.org

Location: West Springfield
Counter#: D4-5410
Operator: AB
Fun. Class: U3

File Name : 5211 am
Site Code : 00005211
Start Date : 5/24/2012
Page No : 1

Groups Printed- Unshifted

	Bresnahan St From North				Memorial Ave From East			Plaza Entrance From South		Memorial Ave From West			
Start Time	Right	Thru	Left	Trucks	Thru	Left	Trucks	Right	Left	Right	Thru	Trucks	Int. Total
07:00 AM	5	4	17	2	86	3	7	7	1	1	122	4	259
07:15 AM	3	0	29	1	97	1	3	8	4	3	133	5	287
07:30 AM	5	4	24	3	123	4	6	4	2	1	144	5	325
07:45 AM	11	4	41	4	137	1	3	8	2	1	159	4	375
Total	24	12	111	10	443	9	19	27	9	6	558	18	1246
08:00 AM	8	4	27	0	143	12	7	9	0	1	128	7	346
08:15 AM	12	5	32	2	139	7	10	5	2	3	155	4	376
08:30 AM	9	1	41	2	143	4	3	6	3	3	129	11	355
08:45 AM	12	5	46	0	158	6	8	6	1	7	143	9	401
Total	41	15	146	4	583	29	28	26	6	14	555	31	1478
Grand Total	65	27	257	14	1026	38	47	53	15	20	1113	49	2724
Apprch %	17.9	7.4	70.8	3.9	92.3	3.4	4.2	77.9	22.1	1.7	94.2	4.1	
Total %	2.4	1	9.4	0.5	37.7	1.4	1.7	1.9	0.6	0.7	40.9	1.8	

	Bresnahan St From North					Memorial Ave From East				Plaza Entrance From South			Memorial Ave From West				
Start Time	Right	Thru	Left	Trucks	App. Total	Thru	Left	Trucks	App. Total	Right	Left	App. Total	Right	Thru	Trucks	App. Total	Int. Total
Peak Hour Analysis From 07:00 AM to 08:45 AM - Peak 1 of 1																	
Peak Hour for Entire Intersection Begins at 08:00 AM																	
08:00 AM	8	4	27	0	39	143	**12**	7	162	**9**	0	**9**	1	128	7	136	346
08:15 AM	**12**	**5**	32	**2**	51	139	7	**10**	156	5	2	7	3	**155**	**4**	**162**	376
08:30 AM	9	1	41	2	53	143	4	3	150	6	**3**	9	3	129	**11**	143	355
08:45 AM	12	5	**46**	0	**63**	**158**	6	8	**172**	6	1	7	**7**	143	9	159	**401**
Total Volume	41	15	146	4	206	583	29	28	640	26	6	32	14	555	31	600	1478
% App. Total	19.9	7.3	70.9	1.9		91.1	4.5	4.4		81.2	18.8		2.3	92.5	5.2		
PHF	.854	.750	.793	.500	.817	.922	.604	.700	.930	.722	.500	.889	.500	.895	.705	.926	.921

Pioneer Valley Planning Commission

60 Congress Street
Springfield, MA 01140
(413) 781-6045 / www.pvpc.org

Location: West Springfield
Counter#: 0945
Operator: MB
Fun. Class: U3

File Name : 5210 AM
Site Code : 00005210
Start Date : 5/23/2012
Page No : 1

Groups Printed- Unshifted

	Baldwin St From North			Memorial Ave From East			Memorial Ave From West			
Start Time	Right	Left	Trucks	Right	Thru	Trucks	Thru	Left	Trucks	Int. Total
07:00 AM	2	15	0	3	59	2	118	5	3	207
07:15 AM	3	25	2	5	45	2	115	5	6	208
07:30 AM	6	31	1	14	68	2	141	3	1	267
07:45 AM	5	31	1	18	107	4	128	6	4	304
Total	16	102	4	40	279	10	502	19	14	986
08:00 AM	2	25	1	8	71	9	144	2	6	268
08:15 AM	8	36	3	14	61	3	143	1	6	275
08:30 AM	4	31	0	14	75	10	113	1	2	250
08:45 AM	10	21	0	17	75	5	134	2	5	269
Total	24	113	4	53	282	27	534	6	19	1062
Grand Total	40	215	8	93	561	37	1036	25	33	2048
Apprch %	15.2	81.7	3	13.5	81.2	5.4	94.7	2.3	3	
Total %	2	10.5	0.4	4.5	27.4	1.8	50.6	1.2	1.6	

	Baldwin St From North				Memorial Ave From East				Memorial Ave From West				
Start Time	Right	Left	Trucks	App. Total	Right	Thru	Trucks	App. Total	Thru	Left	Trucks	App. Total	Int. Total
Peak Hour Analysis From 07:00 AM to 08:45 AM - Peak 1 of 1													
Peak Hour for Entire Intersection Begins at 07:30 AM													
07:30 AM	6	31	1	38	14	68	2	84	141	3	1	145	267
07:45 AM	5	31	1	37	**18**	**107**	4	**129**	128	**6**	4	138	**304**
08:00 AM	2	25	1	28	8	71	**9**	88	**144**	2	**6**	**152**	268
08:15 AM	**8**	**36**	**3**	**47**	14	61	3	78	143	1	6	150	275
Total Volume	21	123	6	150	54	307	18	379	556	12	17	585	1114
% App. Total	14	82	4		14.2	81	4.7		95	2.1	2.9		
PHF	.656	.854	.500	.798	.750	.717	.500	.734	.965	.500	.708	.962	.916

Pioneer Valley Planning Commission

60 Congress Street
Springfield, MA 01140
(413) 781-6045 / www.pvpc.org

Location: West Springfield
Counter#: D4-5410
Operator: AB
Fun. Class: U5

File Name : 5209 am
Site Code : 00005209
Start Date : 5/23/2012
Page No : 1

Groups Printed- Unshifted

	Van Deene Ave From North				Park St/Park Ave From East				Western Ave From South				Park St From West				
Start Time	Right	Thru	Left	Trucks	Right	Thru	Left	Trucks	Right	Thru	Left	Trucks	Right	Thru	Left	Peds	Int. Total
07:00 AM	6	4	5	0	5	75	6	4	10	5	2	8	9	187	6	6	338
07:15 AM	4	5	8	0	12	102	6	7	2	4	3	2	3	211	6	8	383
07:30 AM	2	1	6	1	12	110	16	3	1	2	2	0	5	255	13	4	433
07:45 AM	10	6	14	2	29	144	24	8	9	6	6	7	7	206	16	5	499
Total	22	16	33	3	58	431	52	22	22	17	13	17	24	859	41	23	1653
08:00 AM	9	11	17	0	19	132	15	6	5	5	7	2	10	271	19	13	541
08:15 AM	10	7	18	0	31	113	27	13	10	1	7	7	8	251	13	4	520
08:30 AM	19	4	14	2	20	125	16	8	9	5	12	3	8	235	14	5	499
08:45 AM	11	5	16	0	17	129	15	4	6	3	6	2	8	208	11	7	448
Total	49	27	65	2	87	499	73	31	30	14	32	14	34	965	57	29	2008
Grand Total	71	43	98	5	145	930	125	53	52	31	45	31	58	1824	98	52	3661
Apprch %	32.7	19.8	45.2	2.3	11.6	74.2	10	4.2	32.7	19.5	28.3	19.5	2.9	89.8	4.8	2.6	
Total %	1.9	1.2	2.7	0.1	4	25.4	3.4	1.4	1.4	0.8	1.2	0.8	1.6	49.8	2.7	1.4	

	Van Deene Ave From North					Park St/Park Ave From East					Western Ave From South					Park St From West					
Start Time	Right	Thru	Left	Trucks	App. Total	Right	Thru	Left	Trucks	App. Total	Right	Thru	Left	Trucks	App. Total	Right	Thru	Left	Peds	App. Total	Int. Total
Peak Hour Analysis From 07:00 AM to 08:45 AM - Peak 1 of 1																					
Peak Hour for Entire Intersection Begins at 07:45 AM																					
07:45 AM	10	6	14	**2**	32	29	**144**	24	8	**205**	9	**6**	6	**7**	28	7	206	16	5	234	499
08:00 AM	9	**11**	17	0	37	19	132	15	6	172	5	5	7	2	19	**10**	**271**	**19**	**13**	**313**	**541**
08:15 AM	10	7	**18**	0	35	**31**	113	**27**	**13**	184	**10**	1	7	7	25	8	251	13	4	276	520
08:30 AM	**19**	4	14	2	**39**	20	125	16	8	169	9	5	**12**	3	**29**	8	235	14	5	262	499
Total Volume	48	28	63	4	143	99	514	82	35	730	33	17	32	19	101	33	963	62	27	1085	2059
% App. Total	33.6	19.6	44.1	2.8		13.6	70.4	11.2	4.8		32.7	16.8	31.7	18.8		3	88.8	5.7	2.5		
PHF	.632	.636	.875	.500	.917	.798	.892	.759	.673	.890	.825	.708	.667	.679	.871	.825	.888	.816	.519	.867	.951

Pioneer Valley Planning Commission

60 Congress Street
Springfield, MA 01140
(413) 781-6045 / www.pvpc.org

Location: West Springfield
Counter#: TU-0452
Operator: AK
Fun. Class: U5

File Name : 5208 am
Site Code : 00005208
Start Date : 5/17/2012
Page No : 1

Groups Printed- Unshifted

	River St From North				Sears Way From East			Baldwin St From South				River St From West			
Start Time	Right	Thru	Left	Trucks	Right	Left	Trucks	Right	Thru	Left	Trucks	Right	Left	Trucks	Int. Total
07:15 AM	80	42	0	3	1	0	1	0	17	0	1	1	104	3	253
07:30 AM	115	31	0	9	1	0	0	0	28	1	6	7	107	3	308
07:45 AM	124	58	3	4	0	0	0	0	16	1	1	3	103	1	314
Total	319	131	3	16	2	0	1	0	61	2	8	11	314	7	875
08:00 AM	110	37	0	3	0	0	0	2	26	0	1	7	123	4	313
08:15 AM	98	36	3	3	2	2	1	1	30	1	1	3	125	2	308
08:30 AM	118	40	0	5	1	0	1	0	24	0	2	0	90	4	285
08:45 AM	85	27	2	1	2	0	1	1	21	0	2	1	78	0	221
Total	411	140	5	12	5	2	3	4	101	1	6	11	416	10	1127
Grand Total	730	271	8	28	7	2	4	4	162	3	14	22	730	17	2002
Apprch %	70.4	26.1	0.8	2.7	53.8	15.4	30.8	2.2	88.5	1.6	7.7	2.9	94.9	2.2	
Total %	36.5	13.5	0.4	1.4	0.3	0.1	0.2	0.2	8.1	0.1	0.7	1.1	36.5	0.8	

	River St From North					Sears Way From East				Baldwin St From South					River St From West				
Start Time	Right	Thru	Left	Trucks	App. Total	Right	Left	Trucks	App. Total	Right	Thru	Left	Trucks	App. Total	Right	Left	Trucks	App. Total	Int. Total
Peak Hour Analysis From 07:15 AM to 08:45 AM - Peak 1 of 1																			
Peak Hour for Entire Intersection Begins at 07:30 AM																			
07:30 AM	115	31	0	**9**	155	1	0	0	1	0	28	**1**	**6**	**35**	**7**	107	3	117	308
07:45 AM	**124**	**58**	**3**	**4**	**189**	0	0	0	0	0	16	1	1	18	3	103	1	107	**314**
08:00 AM	110	37	0	3	150	0	0	0	0	**2**	26	0	1	29	7	123	**4**	**134**	313
08:15 AM	98	36	3	3	140	**2**	**2**	**1**	**5**	1	**30**	1	1	33	3	**125**	2	130	308
Total Volume	447	162	6	19	634	3	2	1	6	3	100	3	9	115	20	458	10	488	1243
% App. Total	70.5	25.6	0.9	3		50	33.3	16.7		2.6	87	2.6	7.8		4.1	93.9	2		
PHF	.901	.698	.500	.528	.839	.375	.250	.250	.300	.375	.833	.750	.375	.821	.714	.916	.625	.910	.990

Pioneer Valley Planning Commission

60 Congress Street
Springfield, MA 01140
(413) 781-6045 / www.pvpc.org

Location:West Springfield
Counter#:1009
Operator:TS
Fun. Class:U5

File Name : 5216 am
Site Code : 00005216
Start Date : 5/29/2012
Page No : 1

Groups Printed- Unshifted

	Elm Street From North			Park Street From East				Elm Street From South			
Start Time	Right	Thru	Trucks	Right	Thru	Left	Trucks	Thru	Left	Trucks	Int. Total
07:00 AM	6	61	0	47	96	26	15	24	4	1	280
07:15 AM	8	88	5	61	127	29	13	21	4	0	356
07:30 AM	10	87	5	62	134	42	14	33	5	1	393
07:45 AM	28	94	2	73	150	47	10	39	8	1	452
Total	52	330	12	243	507	144	52	117	21	3	1481
08:00 AM	38	91	6	92	141	38	10	61	7	0	484
08:15 AM	22	106	4	80	143	43	13	59	16	0	486
08:30 AM	21	94	2	66	151	46	5	39	17	0	441
08:45 AM	20	90	5	78	119	45	10	45	25	4	441
Total	101	381	17	316	554	172	38	204	65	4	1852
Grand Total	153	711	29	559	1061	316	90	321	86	7	3333
Apprch %	17.1	79.6	3.2	27.6	52.4	15.6	4.4	77.5	20.8	1.7	
Total %	4.6	21.3	0.9	16.8	31.8	9.5	2.7	9.6	2.6	0.2	

	Elm Street From North				Park Street From East					Elm Street From South				
Start Time	Right	Thru	Trucks	App. Total	Right	Thru	Left	Trucks	App. Total	Thru	Left	Trucks	App. Total	Int. Total
Peak Hour Analysis From 07:00 AM to 08:45 AM - Peak 1 of 1														
Peak Hour for Entire Intersection Begins at 07:45 AM														
07:45 AM	28	94	2	124	73	150	**47**	10	280	39	8	**1**	48	452
08:00 AM	**38**	91	**6**	**135**	**92**	141	38	10	**281**	**61**	7	0	68	484
08:15 AM	22	**106**	4	132	80	143	43	**13**	279	59	16	0	**75**	**486**
08:30 AM	21	94	2	117	66	**151**	46	5	268	39	**17**	0	56	441
Total Volume	109	385	14	508	311	585	174	38	1108	198	48	1	247	1863
% App. Total	21.5	75.8	2.8		28.1	52.8	15.7	3.4		80.2	19.4	0.4		
PHF	.717	.908	.583	.941	.845	.969	.926	.731	.986	.811	.706	.250	.823	.958

Pioneer Valley Planning Commission

60 Congress Street
Springfield, MA 01140
(413) 781-6045 / www.pvpc.org

Location :West Springfield
Counter # :D4 5410
Operator :MB
Fun. Class :U3

File Name : 5518 AM
Site Code : 00005518
Start Date : 6/13/2012
Page No : 1

Groups Printed- Unshifted

	Lowell St From North				Memorial Ave From East				Car Dealership From South				Memorial Ave From West				
Start Time	Right	Thru	Left	Trucks	Right	Thru	Left	Trucks	Right	Thru	Left	Trucks	Right	Thru	Left	Trucks	Int. Total
Factor	0.98	0.98	0.98	0.98	0.98	0.98	0.98	0.98	0.98	0.98	0.98	0.98	0.98	0.98	0.98	0.98	
07:00 AM	1	0	4	0	2	69	2	1	1	0	0	0	1	107	1	5	194
07:15 AM	0	0	5	3	3	66	1	4	0	0	0	0	0	118	1	8	209
07:30 AM	0	0	4	0	4	72	1	5	0	0	1	0	1	146	0	2	236
07:45 AM	0	0	1	0	1	105	1	6	0	0	0	0	1	188	2	5	310
Total	1	0	14	3	10	312	5	16	1	0	1	0	3	559	4	20	949
08:00 AM	1	0	3	1	5	124	1	9	2	0	1	0	0	149	0	6	302
08:15 AM	2	0	2	1	1	78	5	7	7	0	0	0	1	158	1	8	271
08:30 AM	1	0	2	0	0	108	1	5	3	0	0	0	1	128	0	3	252
08:45 AM	3	0	2	0	2	95	4	4	3	0	0	0	0	140	2	3	258
Total	7	0	9	2	8	405	11	25	15	0	1	0	2	575	3	20	1083
Grand Total	8	0	23	5	18	717	16	41	16	0	2	0	5	1134	7	40	2032
Apprch %	22.2	0	63.9	13.9	2.3	90.5	2	5.2	88.9	0	11.1	0	0.4	95.6	0.6	3.4	
Total %	0.4	0	1.1	0.2	0.9	35.3	0.8	2	0.8	0	0.1	0	0.2	55.8	0.3	2	

	Lowell St From North					Memorial Ave From East					Car Dealership From South					Memorial Ave From West					
Start Time	Right	Thru	Left	Trucks	App. Total	Right	Thru	Left	Trucks	App. Total	Right	Thru	Left	Trucks	App. Total	Right	Thru	Left	Trucks	App. Total	Int. Total
Peak Hour Analysis From 07:00 AM to 08:45 AM - Peak 1 of 1																					
Peak Hour for Entire Intersection Begins at 07:45 AM																					
07:45 AM	0	0	1	0	1	1	105	1	6	113	0	0	0	0	0	**1**	**188**	**2**	5	**196**	**310**
08:00 AM	1	0	**3**	**1**	**5**	**5**	**124**	1	**9**	**139**	2	0	**1**	0	3	0	149	0	6	155	302
08:15 AM	**2**	0	2	1	5	1	78	**5**	7	91	**7**	0	0	0	**7**	1	158	1	**8**	168	271
08:30 AM	1	0	2	0	3	0	108	1	5	114	3	0	0	0	3	1	128	0	3	132	252
Total Volume	4	0	8	2	14	7	415	8	27	457	12	0	1	0	13	3	623	3	22	651	1135
% App. Total	28.6	0	57.1	14.3		1.5	90.8	1.8	5.9		92.3	0	7.7	0		0.5	95.7	0.5	3.4		
PHF	.500	.000	.667	.500	.700	.350	.837	.400	.750	.822	.429	.000	.250	.000	.464	.750	.828	.375	.688	.830	.915

Pioneer Valley Planning Commission

60 Congress Street
Springfield, MA 01140
(413) 781-6045 / www.pvpc.org

Location: West Springfield
Counter#: 0945
Operator: TS
Fun. Class: U3

File Name : 5517 AM
Site Code : 00005517
Start Date : 6/8/2012
Page No : 1

Groups Printed- Unshifted

	Barnard St From North				Memorial Ave From East				Plaza Entrance From South				Memorial Ave From West				
Start Time	Right	Thru	Left	Trucks	Right	Thru	Left	Trucks	Right	Thru	Left	Trucks	Right	Thru	Left	Trucks	Int. Total
07:00 AM	2	0	0	1	1	75	8	2	6	1	4	0	0	108	3	7	218
07:15 AM	1	1	0	0	2	101	10	6	7	0	9	0	3	139	1	6	286
07:30 AM	0	1	1	0	2	126	16	5	10	0	2	0	2	162	2	9	338
07:45 AM	0	0	1	0	1	161	20	2	10	1	9	1	2	164	0	4	376
Total	3	2	2	1	6	463	54	15	33	2	24	1	7	573	6	26	1218
08:00 AM	1	0	1	0	0	115	8	4	6	0	4	0	4	132	3	6	284
08:15 AM	1	1	0	0	0	135	10	9	10	2	10	0	4	161	2	5	350
08:30 AM	0	3	0	1	3	142	10	8	8	1	8	1	6	145	0	10	346
08:45 AM	0	0	2	0	0	150	14	4	11	2	11	2	9	143	2	6	356
Total	2	4	3	1	3	542	42	25	35	5	33	3	23	581	7	27	1336
Grand Total	5	6	5	2	9	1005	96	40	68	7	57	4	30	1154	13	53	2554
Apprch %	27.8	33.3	27.8	11.1	0.8	87.4	8.3	3.5	50	5.1	41.9	2.9	2.4	92.3	1	4.2	
Total %	0.2	0.2	0.2	0.1	0.4	39.4	3.8	1.6	2.7	0.3	2.2	0.2	1.2	45.2	0.5	2.1	

	Barnard St From North					Memorial Ave From East					Plaza Entrance From South					Memorial Ave From West					
Start Time	Right	Thru	Left	Trucks	App. Total	Right	Thru	Left	Trucks	App. Total	Right	Thru	Left	Trucks	App. Total	Right	Thru	Left	Trucks	App. Total	Int. Total
Peak Hour Analysis From 07:00 AM to 08:45 AM - Peak 1 of 1																					
Peak Hour for Entire Intersection Begins at 07:45 AM																					
07:45 AM	0	0	**1**	0	1	1	**161**	**20**	2	**184**	**10**	1	9	**1**	21	2	**164**	0	4	170	**376**
08:00 AM	**1**	0	1	0	2	0	115	8	4	127	6	0	4	0	10	4	132	**3**	6	145	284
08:15 AM	1	1	0	0	2	0	135	10	**9**	154	10	**2**	**10**	0	**22**	4	161	2	5	**172**	350
08:30 AM	0	**3**	0	**1**	**4**	**3**	142	10	8	163	8	1	8	1	18	**6**	145	0	**10**	161	346
Total Volume	2	4	2	1	9	4	553	48	23	628	34	4	31	2	71	16	602	5	25	648	1356
% App. Total	22.2	44.4	22.2	11.1		0.6	88.1	7.6	3.7		47.9	5.6	43.7	2.8		2.5	92.9	0.8	3.9		
PHF	.500	.333	.500	.250	.563	.333	.859	.600	.639	.853	.850	.500	.775	.500	.807	.667	.918	.417	.625	.942	.902

Pioneer Valley Planning Commission

60 Congress Street
Springfield, MA 01140
(413) 781-6045 / www.pvpc.org

Location: West Springfield
Counter#: 1009
Operator: TS
Fun. Class: U5

File Name : 5529 AM
Site Code : 00005529
Start Date : 7/10/2012
Page No : 1

Groups Printed- Unshifted

	Union St From North				Bliss St From East				Union St From South				Bliss St From West				
Start Time	Right	Thru	Left	Trucks	Right	Thru	Left	Trucks	Right	Thru	Left	Trucks	Right	Thru	Left	Trucks	Int. Total
07:00 AM	7	45	0	2	3	4	0	0	0	23	4	7	7	2	2	1	107
07:15 AM	7	47	4	3	1	1	0	0	2	26	6	5	2	2	3	3	112
07:30 AM	2	74	1	14	1	1	0	0	0	41	15	10	8	0	5	4	176
07:45 AM	7	79	0	3	7	4	0	0	0	32	8	2	14	1	4	3	164
Total	23	245	5	22	12	10	0	0	2	122	33	24	31	5	14	11	559
08:00 AM	6	69	0	6	4	3	0	0	1	46	9	8	17	0	3	0	172
08:15 AM	3	70	1	4	3	3	1	0	1	45	11	4	5	3	6	2	162
08:30 AM	3	73	1	2	3	3	2	0	1	67	8	5	10	1	5	1	185
08:45 AM	3	91	1	3	2	1	2	1	1	60	18	8	13	1	7	2	214
Total	15	303	3	15	12	10	5	1	4	218	46	25	45	5	21	5	733
Grand Total	38	548	8	37	24	20	5	1	6	340	79	49	76	10	35	16	1292
Apprch %	6	86.8	1.3	5.9	48	40	10	2	1.3	71.7	16.7	10.3	55.5	7.3	25.5	11.7	
Total %	2.9	42.4	0.6	2.9	1.9	1.5	0.4	0.1	0.5	26.3	6.1	3.8	5.9	0.8	2.7	1.2	

	Union St From North					Bliss St From East					Union St From South					Bliss St From West					
Start Time	Right	Thru	Left	Trucks	App. Total	Right	Thru	Left	Trucks	App. Total	Right	Thru	Left	Trucks	App. Total	Right	Thru	Left	Trucks	App. Total	Int. Total
Peak Hour Analysis From 07:00 AM to 08:45 AM - Peak 1 of 1																					
Peak Hour for Entire Intersection Begins at 08:00 AM																					
08:00 AM	**6**	69	0	**6**	81	**4**	**3**	0	0	7	**1**	46	9	**8**	64	**17**	0	3	0	20	172
08:15 AM	3	70	**1**	4	78	3	3	1	0	7	1	45	11	4	61	5	**3**	6	**2**	16	162
08:30 AM	3	73	1	2	79	3	3	**2**	0	**8**	1	**67**	8	5	81	10	1	5	1	17	185
08:45 AM	3	**91**	1	3	**98**	2	1	2	**1**	6	1	60	**18**	8	**87**	13	1	**7**	2	**23**	**214**
Total Volume	15	303	3	15	336	12	10	5	1	28	4	218	46	25	293	45	5	21	5	76	733
% App. Total	4.5	90.2	0.9	4.5		42.9	35.7	17.9	3.6		1.4	74.4	15.7	8.5		59.2	6.6	27.6	6.6		
PHF	.625	.832	.750	.625	.857	.750	.833	.625	.250	.875	1.00	.813	.639	.781	.842	.662	.417	.750	.625	.826	.856

Transportation Data Appendix

2. Peak-Hour Turning Movement Counts

B. PM Peak Hour

Pioneer Valley Planning Commission

60 Congress Street
Springfield, MA 01140
(413) 781-6045 / www.pvpc.org

Location: West Springfield
Counter#: 0945
Operator: AG
Fun. Class: U5

File Name : 5218 pm
Site Code : 00005218
Start Date : 5/31/2012
Page No : 1

Groups Printed- Unshifted

	River Street From North			Memorial Avenue From East			Suffield St From West			
Start Time	Right	Left	Trucks	Right	Thru	Trucks	Thru	Left	Trucks	Int. Total
04:00 PM	146	9	1	23	172	1	149	127	1	629
04:15 PM	104	8	0	21	177	1	132	124	6	573
04:30 PM	95	8	0	15	210	2	105	114	8	557
04:45 PM	132	6	2	18	187	6	127	111	2	591
Total	477	31	3	77	746	10	513	476	17	2350
05:00 PM	148	5	1	18	171	6	129	111	4	593
05:15 PM	126	10	0	21	182	0	112	96	1	548
05:30 PM	139	8	1	23	209	4	108	95	3	590
05:45 PM	100	13	1	11	152	2	113	71	2	465
Total	513	36	3	73	714	12	462	373	10	2196
Grand Total	990	67	6	150	1460	22	975	849	27	4546
Apprch %	93.1	6.3	0.6	9.2	89.5	1.3	52.7	45.9	1.5	
Total %	21.8	1.5	0.1	3.3	32.1	0.5	21.4	18.7	0.6	

	River Street From North				Memorial Avenue From East				Suffield St From West				
Start Time	Right	Left	Trucks	App. Total	Right	Thru	Trucks	App. Total	Thru	Left	Trucks	App. Total	Int. Total
Peak Hour Analysis From 04:00 PM to 05:45 PM - Peak 1 of 1													
Peak Hour for Entire Intersection Begins at 04:00 PM													
04:00 PM	**146**	**9**	1	**156**	**23**	172	1	196	**149**	**127**	1	**277**	**629**
04:15 PM	104	8	0	112	21	177	1	199	132	124	6	262	573
04:30 PM	95	8	0	103	15	**210**	2	**227**	105	114	**8**	227	557
04:45 PM	132	6	**2**	140	18	187	**6**	211	127	111	2	240	591
Total Volume	477	31	3	511	77	746	10	833	513	476	17	1006	2350
% App. Total	93.3	6.1	0.6		9.2	89.6	1.2		51	47.3	1.7		
PHF	.817	.861	.375	.819	.837	.888	.417	.917	.861	.937	.531	.908	.934

Pioneer Valley Planning Commission

60 Congress Street
Springfield, MA 01140
(413) 781-6045 / www.pvpc.org

Location: West Springfield
Counter#: TU-0955
Operator: AG
Fun. Class: U5

File Name : 5217 pm
Site Code : 00005217
Start Date : 5/30/2012
Page No : 1

Groups Printed- Unshifted

	Union St From North				Day St From East				Union St From South				Day St From West				
Start Time	Right	Thru	Left	Trucks	Right	Thru	Left	Trucks	Right	Thru	Left	Trucks	Right	Thru	Left	Trucks	Int. Total
04:00 PM	5	118	2	4	6	1	4	0	1	117	1	3	4	1	6	3	276
04:15 PM	4	101	2	6	1	3	1	0	2	93	2	0	2	4	7	6	234
04:30 PM	8	102	1	5	1	0	1	0	1	128	0	1	1	1	4	6	260
04:45 PM	4	109	0	9	1	0	1	0	3	112	4	1	4	0	8	8	264
Total	21	430	5	24	9	4	7	0	7	450	7	5	11	6	25	23	1034
05:00 PM	5	102	1	4	4	0	0	0	1	122	0	3	3	1	6	4	256
05:15 PM	8	81	2	8	3	1	1	0	0	102	1	0	4	0	2	2	215
05:30 PM	4	70	3	4	0	1	2	0	5	85	5	1	3	0	9	4	196
05:45 PM	4	71	3	3	0	0	3	0	2	69	3	0	5	2	6	5	176
Total	21	324	9	19	7	2	6	0	8	378	9	4	15	3	23	15	843
Grand Total	42	754	14	43	16	6	13	0	15	828	16	9	26	9	48	38	1877
Apprch %	4.9	88.4	1.6	5	45.7	17.1	37.1	0	1.7	95.4	1.8	1	21.5	7.4	39.7	31.4	
Total %	2.2	40.2	0.7	2.3	0.9	0.3	0.7	0	0.8	44.1	0.9	0.5	1.4	0.5	2.6	2	

	Union St From North					Day St From East					Union St From South					Day St From West					
Start Time	Right	Thru	Left	Trucks	App. Total	Right	Thru	Left	Trucks	App. Total	Right	Thru	Left	Trucks	App. Total	Right	Thru	Left	Trucks	App. Total	Int. Total
Peak Hour Analysis From 04:00 PM to 05:45 PM - Peak 1 of 1																					
Peak Hour for Entire Intersection Begins at 04:00 PM																					
04:00 PM	5	**118**	**2**	4	**129**	**6**	1	**4**	0	**11**	1	117	1	**3**	122	**4**	1	6	3	14	**276**
04:15 PM	4	101	2	6	113	1	**3**	1	0	5	2	93	2	0	97	2	**4**	7	6	19	234
04:30 PM	**8**	102	1	5	116	1	0	1	0	2	1	**128**	0	1	**130**	1	1	4	6	12	260
04:45 PM	4	109	0	**9**	122	**1**	0	1	0	2	**3**	112	**4**	1	120	**4**	0	**8**	**8**	**20**	264
Total Volume	21	430	5	24	480	9	4	7	0	20	7	450	7	5	469	11	6	25	23	65	1034
% App. Total	4.4	89.6	1	5		45	20	35	0		1.5	95.9	1.5	1.1		16.9	9.2	38.5	35.4		
PHF	.656	.911	.625	.667	.930	.375	.333	.438	.000	.455	.583	.879	.438	.417	.902	.688	.375	.781	.719	.813	.937

Pioneer Valley Planning Commission

60 Congress Street
Springfield, MA 01140
(413) 781-6045 / www.pvpc.org

Location: West Springfield
Counter#: 0944
Operator: TS
Fun. Class: U5

File Name : 5516 PM
Site Code : 00005516
Start Date : 5/31/2012
Page No : 1

Groups Printed- Unshifted

	Elm St From North			Union St From South			Park Ave From West				
Start Time	Thru	Left	Trucks	Right	Thru	Trucks	Right	Thru	Left	Trucks	Int. Total
04:00 PM	73	83	8	50	91	4	40	191	23	5	568
04:15 PM	79	63	2	27	77	3	26	179	37	4	497
04:30 PM	53	94	11	34	81	2	31	213	28	2	549
04:45 PM	67	66	4	25	85	3	38	229	24	4	545
Total	272	306	25	136	334	12	135	812	112	15	2159
05:00 PM	65	88	2	49	99	2	31	207	23	1	567
05:15 PM	56	80	4	33	83	3	24	211	26	4	524
05:30 PM	60	62	5	38	97	5	33	194	26	1	521
05:45 PM	65	64	2	34	80	3	25	143	19	1	436
Total	246	294	13	154	359	13	113	755	94	7	2048
Grand Total	518	600	38	290	693	25	248	1567	206	22	4207
Apprch %	44.8	51.9	3.3	28.8	68.8	2.5	12.1	76.7	10.1	1.1	
Total %	12.3	14.3	0.9	6.9	16.5	0.6	5.9	37.2	4.9	0.5	

	Elm St From North				Union St From South				Park Ave From West					
Start Time	Thru	Left	Trucks	App. Total	Right	Thru	Trucks	App. Total	Right	Thru	Left	Trucks	App. Total	Int. Total
Peak Hour Analysis From 04:00 PM to 05:45 PM - Peak 1 of 1														
Peak Hour for Entire Intersection Begins at 04:30 PM														
04:30 PM	53	**94**	**11**	**158**	34	81	2	117	31	213	**28**	2	274	549
04:45 PM	**67**	66	4	137	25	85	**3**	113	**38**	**229**	24	**4**	**295**	545
05:00 PM	65	88	2	155	**49**	**99**	2	**150**	31	207	23	1	262	**567**
05:15 PM	56	80	4	140	33	83	3	119	24	211	26	4	265	524
Total Volume	241	328	21	590	141	348	10	499	124	860	101	11	1096	2185
% App. Total	40.8	55.6	3.6		28.3	69.7	2		11.3	78.5	9.2	1		
PHF	.899	.872	.477	.934	.719	.879	.833	.832	.816	.939	.902	.688	.929	.963

Pioneer Valley Planning Commission

60 Congress Street
Springfield, MA 01140
(413) 781-6045 / www.pvpc.org

Location: West Springfield
Counter#: 1009
Operator: MB
Fun. Class: U5

File Name : 5215 PM
Site Code : 00005215
Start Date : 5/31/2012
Page No : 1

Groups Printed- Unshifted

	South Blvd From North				Park St From East				River St From South				Park St Ext From West				
Start Time	Right	Thru	Left	Trucks	Right	Thru	Left	Trucks	Right	Thru	Left	Trucks	Right	Thru	Left	Trucks	Int. Total
02:00 PM	0	49	120	5	100	1	107	5	93	61	1	4	1	2	2	0	551
02:15 PM	0	62	118	6	104	0	99	5	92	67	3	3	0	1	0	0	560
02:30 PM	1	58	99	6	97	2	110	4	96	55	0	4	2	2	1	0	537
02:45 PM	1	60	137	9	103	0	82	3	92	69	1	2	0	1	2	0	562
Total	2	229	474	26	404	3	398	17	373	252	5	13	3	6	5	0	2210
03:00 PM	0	49	107	7	101	2	88	3	104	76	2	0	0	1	3	0	543
03:15 PM	1	52	114	6	106	2	110	3	84	47	1	5	5	4	0	0	540
03:30 PM	0	53	148	6	129	1	108	3	97	72	3	1	2	4	0	0	627
03:45 PM	1	77	154	3	98	1	101	5	75	68	3	1	4	4	0	0	595
Total	2	231	523	22	434	6	407	14	360	263	9	7	11	13	3	0	2305
04:00 PM	0	80	135	4	112	0	122	5	95	76	1	5	0	1	0	0	636
04:15 PM	4	56	86	2	123	2	85	5	89	85	3	3	0	6	1	0	550
04:30 PM	0	63	141	0	139	1	111	4	95	92	3	0	1	3	0	0	653
04:45 PM	4	60	131	6	156	2	121	2	83	68	2	1	1	2	1	0	640
Total	8	259	493	12	530	5	439	16	362	321	9	9	2	12	2	0	2479
05:00 PM	2	49	100	1	151	4	95	2	93	95	3	2	0	2	2	0	601
05:15 PM	1	57	140	4	142	4	125	1	95	75	1	0	0	3	2	0	650
05:30 PM	0	61	114	2	141	0	105	4	87	57	4	1	0	3	0	0	579
05:45 PM	0	52	118	3	89	2	114	5	70	70	4	2	1	1	1	1	533
Total	3	219	472	10	523	10	439	12	345	297	12	5	1	9	5	1	2363
Grand Total	15	938	1962	70	1891	24	1683	59	1440	1133	35	34	17	40	15	1	9357
Apprch %	0.5	31.4	65.7	2.3	51.7	0.7	46	1.6	54.5	42.9	1.3	1.3	23.3	54.8	20.5	1.4	
Total %	0.2	10	21	0.7	20.2	0.3	18	0.6	15.4	12.1	0.4	0.4	0.2	0.4	0.2	0	

Pioneer Valley Planning Commission

60 Congress Street
Springfield, MA 01140
(413) 781-6045 / www.pvpc.org

Location: West Springfield
Counter#: 1009
Operator: MB
Fun. Class: U5

File Name : 5215 PM
Site Code : 00005215
Start Date : 5/31/2012
Page No : 2

	South Blvd From North					Park St From East					River St From South					Park St Ext From West					
Start Time	Right	Thru	Left	Trucks	App. Total	Right	Thru	Left	Trucks	App. Total	Right	Thru	Left	Trucks	App. Total	Right	Thru	Left	Trucks	App. Total	Int. Total
Peak Hour Analysis From 02:00 PM to 05:45 PM - Peak 1 of 1																					
Peak Hour for Entire Intersection Begins at 04:30 PM																					
04:30 PM	0	**63**	**141**	0	**204**	139	1	111	**4**	255	**95**	92	**3**	0	190	**1**	**3**	0	0	4	**653**
04:45 PM	**4**	60	131	**6**	201	**156**	2	121	2	**281**	83	68	2	1	154	1	2	1	0	4	640
05:00 PM	2	49	100	1	152	151	**4**	95	2	252	93	**95**	3	**2**	**193**	0	2	**2**	0	4	601
05:15 PM	1	57	140	4	202	142	4	**125**	1	272	95	75	1	0	171	0	3	2	0	**5**	650
Total Volume	7	229	512	11	759	588	11	452	9	1060	366	330	9	3	708	2	10	5	0	17	2544
% App. Total	0.9	30.2	67.5	1.4		55.5	1	42.6	0.8		51.7	46.6	1.3	0.4		11.8	58.8	29.4	0		
PHF	.438	.909	.908	.458	.930	.942	.688	.904	.563	.943	.963	.868	.750	.375	.917	.500	.833	.625	.000	.850	.974

Pioneer Valley Planning Commission

60 Congress Street
Springfield, MA 01140
(413) 781-6045 / www.pvpc.org

Location:West Springfield
Counter#:1009
Operator:MB
Fun. Class:U3

File Name : 5214 PM
Site Code : 00005214
Start Date : 5/30/2012
Page No : 1

Groups Printed- Unshifted

	Main St From North			Main St From South		Park Ave From West			
Start Time	Thru	Left	Trucks	Right	Trucks	Right	Thru	Trucks	Int. Total
04:00 PM	53	4	0	74	1	32	267	15	446
04:15 PM	67	1	0	80	3	28	228	16	423
04:30 PM	62	7	0	73	0	27	302	7	478
04:45 PM	75	5	0	80	0	22	240	15	437
Total	257	17	0	307	4	109	1037	53	1784
05:00 PM	65	3	1	102	1	26	281	15	494
05:15 PM	69	4	2	79	0	27	265	6	452
05:30 PM	52	2	0	76	1	9	201	10	351
05:45 PM	63	5	1	55	0	28	217	9	378
Total	249	14	4	312	2	90	964	40	1675
Grand Total	506	31	4	619	6	199	2001	93	3459
Apprch %	93.5	5.7	0.7	99	1	8.7	87.3	4.1	
Total %	14.6	0.9	0.1	17.9	0.2	5.8	57.8	2.7	

	Main St From North				Main St From South			Park Ave From West				
Start Time	Thru	Left	Trucks	App. Total	Right	Trucks	App. Total	Right	Thru	Trucks	App. Total	Int. Total
Peak Hour Analysis From 04:00 PM to 05:45 PM - Peak 1 of 1												
Peak Hour for Entire Intersection Begins at 04:30 PM												
04:30 PM	62	**7**	0	69	73	0	73	**27**	**302**	7	**336**	478
04:45 PM	**75**	5	0	**80**	80	0	80	22	240	**15**	277	437
05:00 PM	65	3	1	69	**102**	**1**	**103**	26	281	15	322	**494**
05:15 PM	69	4	**2**	75	79	0	79	27	265	6	298	452
Total Volume	271	19	3	293	334	1	335	102	1088	43	1233	1861
% App. Total	92.5	6.5	1		99.7	0.3		8.3	88.2	3.5		
PHF	.903	.679	.375	.916	.819	.250	.813	.944	.901	.717	.917	.942

Pioneer Valley Planning Commission

60 Congress Street
Springfield, MA 01140
(413) 781-6045 / www.pvpc.org

Location: West Springfield
Counter#: TU-0452
Operator: AB
Fun. Class: U3

File Name : 5213 PM
Site Code : 00005213
Start Date : 5/30/2012
Page No : 1

Groups Printed- Unshifted

	Union St From North				Memorial Ave From East				Union St Ext From South				Memorial Ave From West				
Start Time	Right	Thru	Left	Trucks	Right	Thru	Left	Trucks	Right	Thru	Left	Trucks	Right	Thru	Left	Trucks	Int. Total
04:00 PM	5	35	29	0	28	164	22	3	34	35	28	4	18	154	37	6	602
04:15 PM	6	24	28	0	34	186	27	8	29	26	28	2	15	143	34	4	594
04:30 PM	15	26	23	2	34	180	28	9	30	38	28	2	8	171	54	2	650
04:45 PM	21	29	30	0	28	179	31	9	17	35	23	0	16	120	44	3	585
Total	47	114	110	2	124	709	108	29	110	134	107	8	57	588	169	15	2431
05:00 PM	24	28	36	1	27	153	39	2	35	33	21	2	8	176	45	3	633
05:15 PM	9	24	27	0	29	205	26	8	27	22	26	4	14	154	56	2	633
05:30 PM	17	29	19	2	26	148	28	3	19	37	28	1	14	129	37	4	541
05:45 PM	9	22	22	0	15	139	28	3	21	24	22	2	15	109	31	3	465
Total	59	103	104	3	97	645	121	16	102	116	97	9	51	568	169	12	2272
Grand Total	106	217	214	5	221	1354	229	45	212	250	204	17	108	1156	338	27	4703
Apprch %	19.6	40	39.5	0.9	12	73.2	12.4	2.4	31	36.6	29.9	2.5	6.6	71	20.7	1.7	
Total %	2.3	4.6	4.6	0.1	4.7	28.8	4.9	1	4.5	5.3	4.3	0.4	2.3	24.6	7.2	0.6	

	Union St From North					Memorial Ave From East					Union St Ext From South					Memorial Ave From West					
Start Time	Right	Thru	Left	Trucks	App. Total	Right	Thru	Left	Trucks	App. Total	Right	Thru	Left	Trucks	App. Total	Right	Thru	Left	Trucks	App. Total	Int. Total
Peak Hour Analysis From 04:00 PM to 05:45 PM - Peak 1 of 1																					
Peak Hour for Entire Intersection Begins at 04:30 PM																					
04:30 PM	15	26	23	**2**	66	**34**	180	28	**9**	251	30	**38**	**28**	2	**98**	8	171	54	2	**235**	**650**
04:45 PM	21	**29**	30	0	80	28	179	31	9	247	17	35	23	0	75	**16**	120	44	**3**	183	585
05:00 PM	**24**	28	**36**	1	**89**	27	153	**39**	2	221	**35**	33	21	2	91	8	**176**	45	3	232	633
05:15 PM	9	24	27	0	60	29	**205**	26	8	**268**	27	22	26	**4**	79	14	154	**56**	2	226	633
Total Volume	69	107	116	3	295	118	717	124	28	987	109	128	98	8	343	46	621	199	10	876	2501
% App. Total	23.4	36.3	39.3	1		12	72.6	12.6	2.8		31.8	37.3	28.6	2.3		5.3	70.9	22.7	1.1		
PHF	.719	.922	.806	.375	.829	.868	.874	.795	.778	.921	.779	.842	.875	.500	.875	.719	.882	.888	.833	.932	.962

Pioneer Valley Planning Commission

60 Congress Street
Springfield, MA 01140
(413) 781-6045 / www.pvpc.org

Location: West Springfield
Counter#:0945
Operator:MB
Fun. Class:U3

File Name : 5211 PM
Site Code : 00005211
Start Date : 5/24/2012
Page No : 1

Groups Printed- Unshifted

	Bresnahan St From North				Memorial Av From East			Plaza Entrance From South			Memorial Av From West			
Start Time	Right	Thru	Left	Trucks	Thru	Left	Trucks	Right	Left	Trucks	Right	Thru	Trucks	Int. Total
04:00 PM	19	11	59	1	185	28	9	29	18	0	8	169	3	539
04:15 PM	17	20	60	0	156	24	1	23	13	0	9	177	6	506
04:30 PM	21	18	63	2	221	24	1	45	14	0	7	225	3	644
04:45 PM	16	24	43	1	233	22	9	33	12	4	8	183	5	593
Total	73	73	225	4	795	98	20	130	57	4	32	754	17	2282
05:00 PM	26	25	76	0	235	19	5	35	11	1	9	191	4	637
05:15 PM	24	15	44	0	220	20	8	32	4	0	6	176	1	550
05:30 PM	17	15	56	0	182	19	6	25	15	1	6	182	2	526
05:45 PM	16	9	43	0	152	24	1	33	12	0	13	156	0	459
Total	83	64	219	0	789	82	20	125	42	2	34	705	7	2172
Grand Total	156	137	444	4	1584	180	40	255	99	6	66	1459	24	4454
Apprch %	21.1	18.5	59.9	0.5	87.8	10	2.2	70.8	27.5	1.7	4.3	94.2	1.5	
Total %	3.5	3.1	10	0.1	35.6	4	0.9	5.7	2.2	0.1	1.5	32.8	0.5	

	Bresnahan St From North					Memorial Av From East				Plaza Entrance From South				Memorial Av From West				
Start Time	Right	Thru	Left	Trucks	App. Total	Thru	Left	Trucks	App. Total	Right	Left	Trucks	App. Total	Right	Thru	Trucks	App. Total	Int. Total
Peak Hour Analysis From 04:00 PM to 05:45 PM - Peak 1 of 1																		
Peak Hour for Entire Intersection Begins at 04:30 PM																		
04:30 PM	21	18	63	**2**	104	221	**24**	1	246	**45**	**14**	0	**59**	7	**225**	3	**235**	**644**
04:45 PM	16	24	43	1	84	233	22	**9**	**264**	33	12	**4**	49	8	183	**5**	196	593
05:00 PM	**26**	**25**	**76**	0	**127**	**235**	19	5	259	35	11	1	47	**9**	191	4	204	637
05:15 PM	24	15	44	0	83	220	20	8	248	32	4	0	36	6	176	1	183	550
Total Volume	87	82	226	3	398	909	85	23	1017	145	41	5	191	30	775	13	818	2424
% App. Total	21.9	20.6	56.8	0.8		89.4	8.4	2.3		75.9	21.5	2.6		3.7	94.7	1.6		
PHF	.837	.820	.743	.375	.783	.967	.885	.639	.963	.806	.732	.313	.809	.833	.861	.650	.870	.941

Pioneer Valley Planning Commission

60 Congress Street
Springfield, MA 01140
(413) 781-6045 / www.pvpc.org

Location: West Springfield
Counter#: D4-5410
Operator: AB
Fun. Class: U3

File Name : 5210 pm
Site Code : 00005210
Start Date : 5/14/2012
Page No : 1

Groups Printed- Unshifted

	Baldwin St From North			Memorial Ave From East			Memorial Ave From West			
Start Time	Right	Left	Trucks	Right	Thru	Trucks	Thru	Left	Trucks	Int. Total
04:00 PM	2	25	1	25	172	4	151	4	3	387
04:15 PM	10	23	0	22	190	3	123	1	4	376
04:30 PM	8	37	0	35	167	1	102	1	2	353
04:45 PM	5	31	1	23	188	7	112	4	2	373
Total	25	116	2	105	717	15	488	10	11	1489
05:00 PM	1	26	1	19	207	2	117	8	0	381
05:15 PM	5	30	2	32	209	2	115	4	1	400
05:30 PM	5	25	0	28	167	2	100	2	0	329
05:45 PM	7	18	1	19	131	2	87	2	1	268
Total	18	99	4	98	714	8	419	16	2	1378
Grand Total	43	215	6	203	1431	23	907	26	13	2867
Apprch %	16.3	81.4	2.3	12.3	86.4	1.4	95.9	2.7	1.4	
Total %	1.5	7.5	0.2	7.1	49.9	0.8	31.6	0.9	0.5	

	Baldwin St From North				Memorial Ave From East				Memorial Ave From West				
Start Time	Right	Left	Trucks	App. Total	Right	Thru	Trucks	App. Total	Thru	Left	Trucks	App. Total	Int. Total
Peak Hour Analysis From 04:00 PM to 05:45 PM - Peak 1 of 1													
Peak Hour for Entire Intersection Begins at 04:30 PM													
04:30 PM	**8**	**37**	0	**45**	**35**	167	1	203	102	1	**2**	105	353
04:45 PM	5	31	1	37	23	188	**7**	218	112	**4**	2	118	373
05:00 PM	1	26	1	28	19	207	2	228	**117**	**8**	0	**125**	381
05:15 PM	5	30	**2**	37	32	**209**	2	**243**	115	4	1	120	**400**
Total Volume	19	124	4	147	109	771	12	892	446	17	5	468	1507
% App. Total	12.9	84.4	2.7		12.2	86.4	1.3		95.3	3.6	1.1		
PHF	.594	.838	.500	.817	.779	.922	.429	.918	.953	.531	.625	.936	.942

Pioneer Valley Planning Commission

60 Congress Street
Springfield, MA 01140
(413) 781-6045 / www.pvpc.org

Location:West Springfield
Counter#:1009
Operator:TS
Fun. Class:U5

File Name : 5209 pm
Site Code : 00005209
Start Date : 5/24/2012
Page No : 1

Groups Printed- Unshifted

	Van Deene Ave From North				Park Street From East				Western Ave From South				Park Street From West				
Start Time	Right	Thru	Left	Trucks	Right	Thru	Left	Trucks	Right	Thru	Left	Trucks	Right	Thru	Left	Trucks	Int. Total
04:00 PM	18	5	24	0	12	214	6	8	5	9	25	1	7	200	20	5	559
04:15 PM	23	4	17	0	15	218	17	10	5	8	28	1	3	187	24	0	560
04:30 PM	43	9	26	0	12	228	12	8	14	13	23	1	7	247	26	3	672
04:45 PM	32	8	30	0	22	228	17	10	6	11	16	1	7	178	16	1	583
Total	116	26	97	0	61	888	52	36	30	41	92	4	24	812	86	9	2374
05:00 PM	24	2	31	0	17	232	10	7	5	11	47	0	5	205	17	3	616
05:15 PM	21	6	22	0	16	232	16	7	4	12	18	1	4	183	16	3	561
05:30 PM	38	4	14	0	22	184	8	7	7	8	19	1	5	197	16	4	534
05:45 PM	24	1	11	0	19	172	17	7	5	3	12	0	4	167	12	3	457
Total	107	13	78	0	74	820	51	28	21	34	96	2	18	752	61	13	2168
Grand Total	223	39	175	0	135	1708	103	64	51	75	188	6	42	1564	147	22	4542
Apprch %	51	8.9	40	0	6.7	85	5.1	3.2	15.9	23.4	58.8	1.9	2.4	88.1	8.3	1.2	
Total %	4.9	0.9	3.9	0	3	37.6	2.3	1.4	1.1	1.7	4.1	0.1	0.9	34.4	3.2	0.5	

	Van Deene Ave From North					Park Street From East					Western Ave From South					Park Street From West					
Start Time	Right	Thru	Left	Trucks	App. Total	Right	Thru	Left	Trucks	App. Total	Right	Thru	Left	Trucks	App. Total	Right	Thru	Left	Trucks	App. Total	Int. Total
Peak Hour Analysis From 04:00 PM to 05:45 PM - Peak 1 of 1																					
Peak Hour for Entire Intersection Begins at 04:30 PM																					
04:30 PM	**43**	**9**	26	0	**78**	12	228	12	8	260	**14**	**13**	23	**1**	51	**7**	**247**	**26**	**3**	**283**	**672**
04:45 PM	32	8	30	0	70	**22**	228	**17**	**10**	**277**	6	11	16	1	34	7	178	16	1	202	583
05:00 PM	24	2	**31**	0	57	17	**232**	10	7	266	5	11	**47**	0	**63**	5	205	17	3	230	616
05:15 PM	21	6	22	0	49	16	232	16	7	271	4	12	18	1	35	4	183	16	3	206	561
Total Volume	120	25	109	0	254	67	920	55	32	1074	29	47	104	3	183	23	813	75	10	921	2432
% App. Total	47.2	9.8	42.9	0		6.2	85.7	5.1	3		15.8	25.7	56.8	1.6		2.5	88.3	8.1	1.1		
PHF	.698	.694	.879	.000	.814	.761	.991	.809	.800	.969	.518	.904	.553	.750	.726	.821	.823	.721	.833	.814	.905

Pioneer Valley Planning Commission

60 Congress Street
Springfield, MA 01140
(413) 781-6045 / www.pvpc.org

Location: West Springfield
Counter#: D4-5410
Operator: AB
Fun. Class: U5

File Name : 5208 pm
Site Code : 00005208
Start Date : 5/16/2012
Page No : 1

Groups Printed- Unshifted

	River St From North				Sears Way From East				Baldwin St From South				River St From West				
Start Time	Right	Thru	Left	Trucks	Right	Thru	Left	Truck	Right	Thru	Left	Trucks	Right	Thru	Left	Trucks	Int. Total
02:00 PM	118	27	1	4	3	0	0	0	0	23	1	0	3	0	128	3	311
02:15 PM	122	28	2	3	4	0	0	1	1	51	0	1	2	0	113	1	329
02:30 PM	131	32	0	7	0	2	1	0	1	37	2	1	3	1	116	3	337
02:45 PM	156	33	0	7	1	0	0	0	0	33	0	0	7	0	104	3	344
Total	527	120	3	21	8	2	1	1	2	144	3	2	15	1	461	10	1321
03:00 PM	130	26	1	5	1	0	0	0	0	39	1	1	3	0	119	5	331
03:15 PM	110	32	1	0	0	0	0	0	2	41	1	3	3	6	125	2	326
03:30 PM	132	38	1	6	7	3	5	2	0	35	2	0	1	1	152	0	385
03:45 PM	131	44	1	1	1	0	1	0	0	31	0	0	4	2	122	0	338
Total	503	140	4	12	9	3	6	2	2	146	4	4	11	9	518	7	1380
04:00 PM	166	35	1	4	4	0	2	0	1	53	0	1	0	0	123	1	391
04:15 PM	156	40	0	3	2	0	0	0	0	40	0	0	1	0	122	1	365
04:30 PM	170	37	1	1	5	0	0	0	1	71	1	2	8	0	138	0	435
04:45 PM	168	32	0	1	1	0	1	1	1	52	3	0	3	0	121	1	385
Total	660	144	2	9	12	0	3	1	3	216	4	3	12	0	504	3	1576
05:00 PM	134	29	1	3	1	0	0	0	3	58	0	1	3	0	143	0	376
05:15 PM	157	42	1	4	0	0	0	0	2	49	1	0	2	1	137	2	398
05:30 PM	148	26	2	2	2	1	1	2	1	31	1	1	4	1	128	0	351
05:45 PM	128	32	1	2	0	1	0	0	0	22	0	0	4	0	107	0	297
Total	567	129	5	11	3	2	1	2	6	160	2	2	13	2	515	2	1422
Grand Total	2257	533	14	53	32	7	11	6	13	666	13	11	51	12	1998	22	5699
Apprch %	79	18.7	0.5	1.9	57.1	12.5	19.6	10.7	1.8	94.7	1.8	1.6	2.4	0.6	95.9	1.1	
Total %	39.6	9.4	0.2	0.9	0.6	0.1	0.2	0.1	0.2	11.7	0.2	0.2	0.9	0.2	35.1	0.4	

	River St From North					Sears Way From East					Baldwin St From South					River St From West					
Start Time	Right	Thru	Left	Trucks	App. Total	Right	Thru	Left	Truck	App. Total	Right	Thru	Left	Trucks	App. Total	Right	Thru	Left	Trucks	App. Total	Int. Total
Peak Hour Analysis From 02:00 PM to 05:45 PM - Peak 1 of 1																					
Peak Hour for Entire Intersection Begins at 04:30 PM																					
04:30 PM	**170**	37	**1**	1	**209**	**5**	0	0	0	**5**	1	**71**	1	**2**	**75**	**8**	0	138	0	**146**	**435**
04:45 PM	168	32	0	1	201	1	0	**1**	**1**	3	1	52	**3**	0	56	3	0	121	1	125	385
05:00 PM	134	29	1	3	167	1	0	0	0	1	**3**	58	0	1	62	3	0	**143**	0	146	376
05:15 PM	157	**42**	1	**4**	204	0	0	0	0	0	2	49	1	0	52	2	**1**	137	**2**	142	398
Total Volume	629	140	3	9	781	7	0	1	1	9	7	230	5	3	245	16	1	539	3	559	1594
% App. Total	80.5	17.9	0.4	1.2		77.8	0	11.1	11.1		2.9	93.9	2	1.2		2.9	0.2	96.4	0.5		
PHF	.925	.833	.750	.563	.934	.350	.000	.250	.250	.450	.583	.810	.417	.375	.817	.500	.250	.942	.375	.957	.916

Pioneer Valley Planning Commission

60 Congress Street
Springfield, MA 01140
(413) 781-6045 / www.pvpc.org

Location: West Springfield
Counter#: 0452
Operator: AB
Fun. Class: U5

File Name : 5216 PM
Site Code : 00005216
Start Date : 5/31/2012
Page No : 1

Groups Printed- Unshifted

	Elm St From North			Park St From East				Elm St From South			
Start Time	Right	Thru	Trucks	Right	Thru	Left	Trucks	Thru	Left	Trucks	Int. Total
04:00 PM	39	106	1	116	183	23	8	101	26	0	603
04:15 PM	35	102	6	145	193	37	13	96	29	0	656
04:30 PM	27	90	1	165	216	30	9	79	21	2	640
04:45 PM	46	113	1	125	194	37	7	77	41	0	641
Total	147	411	9	551	786	127	37	353	117	2	2540
05:00 PM	30	107	1	116	181	27	5	96	37	2	602
05:15 PM	28	88	1	134	193	40	14	90	21	0	609
05:30 PM	28	95	5	118	184	23	6	92	26	1	578
05:45 PM	20	90	3	106	139	47	5	62	28	0	500
Total	106	380	10	474	697	137	30	340	112	3	2289
Grand Total	253	791	19	1025	1483	264	67	693	229	5	4829
Apprch %	23.8	74.4	1.8	36.1	52.2	9.3	2.4	74.8	24.7	0.5	
Total %	5.2	16.4	0.4	21.2	30.7	5.5	1.4	14.4	4.7	0.1	

	Elm St From North				Park St From East					Elm St From South				
Start Time	Right	Thru	Trucks	App. Total	Right	Thru	Left	Trucks	App. Total	Thru	Left	Trucks	App. Total	Int. Total
Peak Hour Analysis From 04:00 PM to 05:45 PM - Peak 1 of 1														
Peak Hour for Entire Intersection Begins at 04:00 PM														
04:00 PM	39	106	1	146	116	183	23	8	330	**101**	26	0	**127**	603
04:15 PM	35	102	**6**	143	145	193	**37**	**13**	388	96	29	0	125	**656**
04:30 PM	27	90	1	118	**165**	**216**	30	9	**420**	79	21	**2**	102	640
04:45 PM	**46**	**113**	1	**160**	125	194	37	7	363	77	**41**	0	118	641
Total Volume	147	411	9	567	551	786	127	37	1501	353	117	2	472	2540
% App. Total	25.9	72.5	1.6		36.7	52.4	8.5	2.5		74.8	24.8	0.4		
PHF	.799	.909	.375	.886	.835	.910	.858	.712	.893	.874	.713	.250	.929	.968

Pioneer Valley Planning Commission

60 Congress Street
Springfield, MA 01140
(413) 781-6045 / www.pvpc.org

Location :West Springfield
Counter # :D4 5410
Operator :MB
Fun. Class :U3

File Name : 5518 PM
Site Code : 00005518
Start Date : 6/12/2012
Page No : 1

Groups Printed- Unshifted

	Lowell St From North		Memorial Ave From East				Car Dealership From South		Memorial Ave From West				
Start Time	Right	Left	Right	Thru	Left	Trucks	Right	Left	Right	Thru	Left	Peds	Int. Total
Factor	0.98	0.98	0.98	0.98	0.98	0.98	0.98	0.98	0.98	0.98	0.98	0.98	
04:00 PM	4	3	4	232	4	3	5	0	0	172	2	1	430
04:15 PM	6	2	6	224	5	4	2	0	2	151	2	4	408
04:30 PM	2	4	5	249	2	4	3	2	0	164	1	7	443
04:45 PM	4	3	1	258	3	5	4	3	0	147	1	7	436
Total	16	12	16	963	14	16	14	5	2	634	6	19	1717
05:00 PM	2	4	5	291	3	0	5	1	0	185	1	4	501
05:15 PM	1	4	2	279	3	1	4	1	1	164	1	4	465
05:30 PM	1	0	2	228	0	2	1	0	0	138	1	4	377
05:45 PM	1	3	2	201	2	4	2	2	0	92	0	3	312
Total	5	11	11	999	8	7	12	4	1	579	3	15	1655
Grand Total	21	23	27	1962	22	23	26	9	3	1213	9	34	3372
Apprch %	47.7	52.3	1.3	96.5	1.1	1.1	74.3	25.7	0.2	96.3	0.7	2.7	
Total %	0.6	0.7	0.8	58.2	0.7	0.7	0.8	0.3	0.1	36	0.3	1	

	Lowell St From North			Memorial Ave From East					Car Dealership From South			Memorial Ave From West					
Start Time	Right	Left	App. Total	Right	Thru	Left	Trucks	App. Total	Right	Left	App. Total	Right	Thru	Left	Peds	App. Total	Int. Total
Peak Hour Analysis From 04:00 PM to 05:45 PM - Peak 1 of 1																	
Peak Hour for Entire Intersection Begins at 04:30 PM																	
04:30 PM	2	**4**	6	**5**	249	2	4	260	3	2	5	0	164	**1**	**7**	172	443
04:45 PM	**4**	3	**7**	1	258	**3**	**5**	267	4	**3**	**7**	0	147	1	7	155	436
05:00 PM	2	4	6	5	**291**	3	0	**299**	**5**	1	6	0	**185**	1	4	**190**	**501**
05:15 PM	1	4	5	2	279	3	1	285	4	1	5	**1**	164	1	4	170	465
Total Volume	9	15	24	13	1077	11	10	1111	16	7	23	1	660	4	22	687	1845
% App. Total	37.5	62.5		1.2	96.9	1	0.9		69.6	30.4		0.1	96.1	0.6	3.2		
PHF	.563	.938	.857	.650	.925	.917	.500	.929	.800	.583	.821	.250	.892	1.00	.786	.904	.921

Pioneer Valley Planning Commission

60 Congress Street
Springfield, MA 01140
(413) 781-6045 / www.pvpc.org

Location :West Springfield
Counter # :0944
Operator :AG
Fun. Class :U3

File Name : 5517 PM
Site Code : 00005517
Start Date : 6/13/2012
Page No : 1

Groups Printed- Unshifted

	Barnard St From North				Memorial Ave From East				Plaza Entrance From South				Memorial Ave From West				
Start Time	Right	Thru	Left	Trucks	Right	Thru	Left	Trucks	Right	Thru	Left	Trucks	Right	Thru	Left	Trucks	Int. Total
Factor	0.98	0.98	0.98	0.98	0.98	0.98	0.98	0.98	0.98	0.98	0.98	0.98	0.98	0.98	0.98	0.98	
04:00 PM	4	0	1	0	1	231	12	5	16	0	12	0	14	221	4	1	522
04:15 PM	1	0	0	0	1	214	13	2	12	0	7	0	4	189	1	6	450
04:30 PM	2	0	0	1	1	236	12	7	13	0	10	0	11	246	2	3	544
04:45 PM	4	0	0	0	3	238	10	5	13	0	14	0	8	193	3	5	496
Total	11	0	1	1	6	919	47	19	54	0	43	0	37	849	10	15	2012
05:00 PM	3	0	1	0	0	217	15	5	22	0	14	0	15	201	2	2	497
05:15 PM	1	0	1	1	0	254	22	4	21	0	10	0	5	162	3	1	485
05:30 PM	0	0	0	0	2	213	16	6	21	0	7	1	13	169	2	1	451
05:45 PM	0	0	1	1	0	182	24	4	10	0	13	1	14	151	4	4	409
Total	4	0	3	2	2	866	77	19	74	0	44	2	47	683	11	8	1842
Grand Total	15	0	4	3	8	1785	124	38	128	0	87	2	84	1532	21	23	3854
Apprch %	68.2	0	18.2	13.6	0.4	91.3	6.3	1.9	59	0	40.1	0.9	5.1	92.3	1.3	1.4	
Total %	0.4	0	0.1	0.1	0.2	46.3	3.2	1	3.3	0	2.3	0.1	2.2	39.8	0.5	0.6	

	Barnard St From North					Memorial Ave From East					Plaza Entrance From South					Memorial Ave From West					
Start Time	Right	Thru	Left	Trucks	App. Total	Right	Thru	Left	Trucks	App. Total	Right	Thru	Left	Trucks	App. Total	Right	Thru	Left	Trucks	App. Total	Int. Total
Peak Hour Analysis From 04:00 PM to 05:45 PM - Peak 1 of 1																					
Peak Hour for Entire Intersection Begins at 04:30 PM																					
04:30 PM	2	0	0	**1**	3	1	236	12	**7**	256	13	0	10	0	23	11	**246**	2	3	**262**	**544**
04:45 PM	**4**	0	0	0	**4**	**3**	238	10	5	256	13	0	**14**	0	27	8	193	**3**	**5**	209	496
05:00 PM	3	0	**1**	0	4	0	217	15	5	237	**22**	0	14	0	**36**	**15**	201	2	2	220	**497**
05:15 PM	1	0	1	1	3	0	**254**	**22**	4	**280**	21	0	10	0	31	5	162	3	1	171	485
Total Volume	10	0	2	2	14	4	945	59	21	1029	69	0	48	0	117	39	802	10	11	862	2022
% App. Total	71.4	0	14.3	14.3		0.4	91.8	5.7	2		59	0	41	0		4.5	93	1.2	1.3		
PHF	.625	.000	.500	.500	.875	.333	.930	.670	.750	.919	.784	.000	.857	.000	.813	.650	.815	.833	.550	.823	.929

Pioneer Valley Planning Commission

60 Congress Street
Springfield, MA 01140
(413) 781-6045 / www.pvpc.org

Location: West Springfield
Counter#: 0944
Operator: TS
Fun. Class: U5

File Name : 5529 PM
Site Code : 00005529
Start Date : 6/27/2012
Page No : 1

Groups Printed- Unshifted

	Union St From North				Bliss St From East			Union St From South				Bliss St From West				
Start Time	Right	Thru	Left	Trucks	Right	Thru	Left	Right	Thru	Left	Trucks	Right	Thru	Left	Trucks	Int. Total
04:00 PM	9	91	1	6	9	5	0	3	87	28	4	20	3	4	1	271
04:15 PM	2	98	5	5	8	2	2	3	90	20	6	12	3	2	0	258
04:30 PM	5	86	5	3	6	1	3	2	111	25	2	17	4	5	1	276
04:45 PM	2	79	3	4	3	5	0	2	104	24	3	15	1	1	0	246
Total	18	354	14	18	26	13	5	10	392	97	15	64	11	12	2	1051
05:00 PM	2	69	4	2	6	1	1	3	120	22	2	16	5	8	0	261
05:15 PM	1	71	3	4	4	5	2	4	115	18	4	11	0	4	1	247
05:30 PM	3	67	4	3	5	3	1	2	109	9	3	8	2	2	0	221
05:45 PM	3	62	4	5	6	6	2	1	66	11	2	2	2	3	1	176
Total	9	269	15	14	21	15	6	10	410	60	11	37	9	17	2	905
Grand Total	27	623	29	32	47	28	11	20	802	157	26	101	20	29	4	1956
Apprch %	3.8	87.6	4.1	4.5	54.7	32.6	12.8	2	79.8	15.6	2.6	65.6	13	18.8	2.6	
Total %	1.4	31.9	1.5	1.6	2.4	1.4	0.6	1	41	8	1.3	5.2	1	1.5	0.2	

	Union St From North					Bliss St From East				Union St From South					Bliss St From West					
Start Time	Right	Thru	Left	Trucks	App. Total	Right	Thru	Left	App. Total	Right	Thru	Left	Trucks	App. Total	Right	Thru	Left	Trucks	App. Total	Int. Total
Peak Hour Analysis From 04:00 PM to 05:45 PM - Peak 1 of 1																				
Peak Hour for Entire Intersection Begins at 04:00 PM																				
04:00 PM	**9**	91	1	**6**	107	**9**	**5**	0	**14**	**3**	87	**28**	4	122	**20**	3	4	**1**	**28**	271
04:15 PM	2	**98**	**5**	5	**110**	8	2	2	12	3	90	20	**6**	119	12	3	2	0	17	258
04:30 PM	5	86	5	3	99	6	1	**3**	10	2	**111**	25	2	**140**	17	**4**	**5**	1	27	**276**
04:45 PM	2	79	3	4	88	3	5	0	8	2	104	24	3	133	15	1	1	0	17	246
Total Volume	18	354	14	18	404	26	13	5	44	10	392	97	15	514	64	11	12	2	89	1051
% App. Total	4.5	87.6	3.5	4.5		59.1	29.5	11.4		1.9	76.3	18.9	2.9		71.9	12.4	13.5	2.2		
PHF	.500	.903	.700	.750	.918	.722	.650	.417	.786	.833	.883	.866	.625	.918	.800	.688	.600	.500	.795	.952

Transportation Data Appendix

3. Vehicle Classification Data

Pioneer Valley Planning Commission
60 Congress Street
Springfield, MA 01104
(413) 781-6045

Location : West Springfield
Operator : AB, MB
Counter # : 1843
Road Class : U5

Site Code: 8808
Station ID:
Union St
N/O Bliss St
Latitude: 0' 0.0000 Undefined

NB

Start Time	Bikes	Cars & Trailers	2 Axle Long	Buses	2 Axle 6 Tire	3 Axle Single	4 Axle Single	<5 Axl Double	5 Axle Double	>6 Axl Double	<6 Axl Multi	6 Axle Multi	>6 Axl Multi	Total
05/21/12	*	*	*	*	*	*	*	*	*	*	*	*	*	*
01:00	*	*	*	*	*	*	*	*	*	*	*	*	*	*
02:00	*	*	*	*	*	*	*	*	*	*	*	*	*	*
03:00	*	*	*	*	*	*	*	*	*	*	*	*	*	*
04:00	*	*	*	*	*	*	*	*	*	*	*	*	*	*
05:00	*	*	*	*	*	*	*	*	*	*	*	*	*	*
06:00	*	*	*	*	*	*	*	*	*	*	*	*	*	*
07:00	*	*	*	*	*	*	*	*	*	*	*	*	*	*
08:00	*	*	*	*	*	*	*	*	*	*	*	*	*	*
09:00	*	*	*	*	*	*	*	*	*	*	*	*	*	*
10:00	8	190	**73**	**4**	**32**	6	0	**5**	8	0	0	0	**1**	327
11:00	**12**	**202**	73	1	30	**7**	0	1	**12**	0	0	0	1	**339**
12 PM	8	267	115	2	26	6	0	4	**9**	0	0	0	0	**437**
13:00	6	255	104	**10**	23	7	0	2	9	0	0	0	0	416
14:00	**11**	235	97	4	**39**	**10**	**1**	2	9	0	0	0	0	408
15:00	9	246	**123**	4	23	9	0	0	8	0	0	0	0	422
16:00	5	**286**	91	3	22	2	0	1	5	**1**	0	0	0	416
17:00	4	268	82	0	16	7	0	0	8	0	0	0	0	385
18:00	2	186	76	2	20	1	0	1	2	0	0	0	0	290
19:00	0	152	55	0	15	2	0	0	**0**	0	0	0	0	224
20:00	2	111	35	1	5	2	0	0	3	0	0	0	0	159
21:00	1	79	30	1	8	1	0	1	0	0	0	0	0	121
22:00	0	44	14	0	8	0	0	**5**	3	0	0	0	0	74
23:00	1	34	12	1	5	1	0	0	0	0	0	0	0	54
Day Total	69	2555	980	33	272	61	1	22	76	1	0	0	2	4072
Percent	1.7%	62.7%	24.1%	0.8%	6.7%	1.5%	0.0%	0.5%	1.9%	0.0%	0.0%	0.0%	0.0%	
AM Peak	11:00	11:00	10:00	10:00	10:00	11:00		10:00	11:00				10:00	11:00
Vol.	12	202	73	4	32	7		5	12				1	339
PM Peak	14:00	16:00	15:00	13:00	14:00	14:00	14:00	22:00	12:00	16:00				12:00
Vol.	11	286	123	10	39	10	1	5	9	1				437

Pioneer Valley Planning Commission
60 Congress Street
Springfield, MA 01104
(413) 781-6045

Location : West Springfield
Operator : AB, MB
Counter # : 1843
Road Class : U5

Site Code: 8808
Station ID:
Union St
N/O Bliss St
Latitude: 0' 0.0000 Undefined

NB

Start Time	Bikes	Cars & Trailers	2 Axle Long	Buses	2 Axle 6 Tire	3 Axle Single	4 Axle Single	<5 Axl Double	5 Axle Double	>6 Axl Double	<6 Axl Multi	6 Axle Multi	>6 Axl Multi	Total
05/22/12	1	13	4	0	1	1	0	2	2	0	0	0	0	24
01:00	0	6	2	1	2	0	0	1	0	0	0	0	0	12
02:00	1	3	5	0	3	1	0	0	2	0	0	0	0	15
03:00	2	5	5	2	0	2	0	0	4	0	0	0	0	20
04:00	2	3	4	2	0	2	0	0	5	0	0	0	0	18
05:00	4	19	13	10	5	3	**1**	0	11	0	0	0	0	66
06:00	1	36	16	6	10	2	0	**6**	**16**	0	0	0	0	93
07:00	3	73	36	**13**	20	1	0	4	9	0	0	0	0	159
08:00	0	124	51	8	25	2	1	1	13	0	0	0	0	225
09:00	3	172	68	4	27	2	0	1	2	0	0	0	0	279
10:00	3	**206**	74	5	**29**	2	0	3	11	0	0	0	0	333
11:00	**5**	199	**80**	4	24	**11**	0	6	8	0	0	0	0	**337**
12 PM	5	251	75	3	**22**	10	0	**4**	**12**	**1**	0	0	0	383
13:00	**9**	226	59	6	15	5	0	2	7	0	0	0	0	329
14:00	6	239	**81**	**7**	15	**12**	0	3	4	1	0	0	0	368
15:00	4	224	42	0	15	4	0	2	4	0	0	0	0	295
16:00	6	270	62	1	16	10	0	1	3	0	0	0	0	369
17:00	4	**292**	75	3	19	2	0	2	3	1	0	0	0	**401**
18:00	5	191	70	0	9	2	0	0	2	1	0	0	0	280
19:00	3	156	63	1	12	2	0	0	6	0	0	0	0	243
20:00	1	135	47	0	9	4	0	1	1	0	0	0	0	198
21:00	1	77	25	1	5	0	0	1	0	0	0	0	0	110
22:00	1	61	18	0	11	4	0	4	1	0	0	0	0	100
23:00	0	33	6	0	2	2	0	1	0	0	0	0	0	44
Day Total	70	3014	981	77	296	86	2	45	126	4	0	0	0	4701
Percent	1.5%	64.1%	20.9%	1.6%	6.3%	1.8%	0.0%	1.0%	2.7%	0.1%	0.0%	0.0%	0.0%	
AM Peak	11:00	10:00	11:00	07:00	10:00	11:00	05:00	06:00	06:00					11:00
Vol.	5	206	80	13	29	11	1	6	16					337
PM Peak	13:00	17:00	14:00	14:00	12:00	14:00		12:00	12:00	12:00				17:00
Vol.	9	292	81	7	22	12		4	12	1				401

Pioneer Valley Planning Commission
60 Congress Street
Springfield, MA 01104
(413) 781-6045

Location : West Springfield
Operator : AB, MB
Counter # : 1843
Road Class : U5

Site Code: 8808
Station ID:
Union St
N/O Bliss St
Latitude: 0' 0.0000 Undefined

NB

Start Time	Bikes	Cars & Trailers	2 Axle Long	Buses	2 Axle 6 Tire	3 Axle Single	4 Axle Single	<5 Axl Double	5 Axle Double	>6 Axl Double	<6 Axl Multi	6 Axle Multi	>6 Axl Multi	Total
05/23/12	1	16	5	1	1	1	0	1	0	0	0	0	0	26
01:00	0	7	2	0	4	2	0	0	0	0	0	0	0	15
02:00	0	7	1	0	3	0	0	1	1	0	0	0	0	13
03:00	3	5	2	1	0	3	0	0	1	0	0	0	0	15
04:00	1	7	5	2	1	1	0	1	2	0	0	0	0	20
05:00	1	11	7	9	1	1	0	4	12	0	0	0	0	46
06:00	3	38	19	9	7	3	0	3	12	0	0	0	0	94
07:00	7	81	41	12	19	4	0	3	13	1	0	0	0	181
08:00	1	142	54	6	30	2	0	4	10	1	0	0	0	250
09:00	5	173	58	3	33	3	0	1	7	0	0	0	0	283
10:00	7	220	72	2	26	4	0	2	11	0	0	0	0	344
11:00	*	*	*	*	*	*	*	*	*	*	*	*	*	*
12 PM	*	*	*	*	*	*	*	*	*	*	*	*	*	*
13:00	*	*	*	*	*	*	*	*	*	*	*	*	*	*
14:00	*	*	*	*	*	*	*	*	*	*	*	*	*	*
15:00	*	*	*	*	*	*	*	*	*	*	*	*	*	*
16:00	*	*	*	*	*	*	*	*	*	*	*	*	*	*
17:00	*	*	*	*	*	*	*	*	*	*	*	*	*	*
18:00	*	*	*	*	*	*	*	*	*	*	*	*	*	*
19:00	*	*	*	*	*	*	*	*	*	*	*	*	*	*
20:00	*	*	*	*	*	*	*	*	*	*	*	*	*	*
21:00	*	*	*	*	*	*	*	*	*	*	*	*	*	*
22:00	*	*	*	*	*	*	*	*	*	*	*	*	*	*
23:00	*	*	*	*	*	*	*	*	*	*	*	*	*	*
Day Total	29	707	266	45	125	24	0	20	69	2	0	0	0	1287
Percent	2.3%	54.9%	20.7%	3.5%	9.7%	1.9%	0.0%	1.6%	5.4%	0.2%	0.0%	0.0%	0.0%	
AM Peak	07:00	10:00	10:00	07:00	09:00	07:00		05:00	07:00	07:00				10:00
Vol.	7	220	72	12	33	4		4	13	1				344
PM Peak Vol.														
Grand Total	168	6276	2227	155	693	171	3	87	271	7	0	0	2	10060
Percent	1.7%	62.4%	22.1%	1.5%	6.9%	1.7%	0.0%	0.9%	2.7%	0.1%	0.0%	0.0%	0.0%	

Pioneer Valley Planning Commission
60 Congress Street
Springfield, MA 01104
(413) 781-6045

Location : West Springfield
Operator : AB, MB
Counter # : 1843
Road Class : U5

Site Code: 8808
Station ID:
Union St
N/O Bliss St
Latitude: 0' 0.0000 Undefined

SB

Start Time	Bikes	Cars & Trailers	2 Axle Long	Buses	2 Axle 6 Tire	3 Axle Single	4 Axle Single	<5 Axl Double	5 Axle Double	>6 Axl Double	<6 Axl Multi	6 Axle Multi	>6 Axl Multi	Total
05/21/12	*	*	*	*	*	*	*	*	*	*	*	*	*	*
01:00	*	*	*	*	*	*	*	*	*	*	*	*	*	*
02:00	*	*	*	*	*	*	*	*	*	*	*	*	*	*
03:00	*	*	*	*	*	*	*	*	*	*	*	*	*	*
04:00	*	*	*	*	*	*	*	*	*	*	*	*	*	*
05:00	*	*	*	*	*	*	*	*	*	*	*	*	*	*
06:00	*	*	*	*	*	*	*	*	*	*	*	*	*	*
07:00	*	*	*	*	*	*	*	*	*	*	*	*	*	*
08:00	*	*	*	*	*	*	*	*	*	*	*	*	*	*
09:00	*	*	*	*	*	*	*	*	*	*	*	*	*	*
10:00	2	252	**54**	**1**	**17**	5	0	**2**	9	0	0	0	0	342
11:00	**10**	**312**	40	1	9	**10**	0	0	**20**	0	0	0	0	**402**
12 PM	**12**	302	**48**	3	**13**	3	0	3	13	0	0	0	0	397
13:00	11	311	40	6	9	5	**1**	2	10	0	0	0	0	395
14:00	7	**326**	40	3	12	**6**	1	1	**14**	0	0	0	0	**410**
15:00	6	309	43	**8**	9	5	0	2	9	0	0	0	0	391
16:00	6	284	36	0	9	1	0	1	14	0	0	0	0	351
17:00	9	282	33	1	7	**3**	0	0	4	0	0	0	0	339
18:00	4	189	20	0	5	1	0	4	1	0	0	0	0	224
19:00	3	161	15	1	1	2	0	1	2	0	0	0	0	186
20:00	1	114	9	0	2	0	0	0	1	0	0	0	0	127
21:00	0	83	4	0	2	1	0	2	3	0	0	0	0	95
22:00	1	57	6	0	0	1	0	**5**	0	0	0	0	0	70
23:00	0	36	3	0	0	1	0	1	1	0	0	0	0	42
Day Total	72	3018	391	24	95	44	2	24	101	0	0	0	0	3771
Percent	1.9%	80.0%	10.4%	0.6%	2.5%	1.2%	0.1%	0.6%	2.7%	0.0%	0.0%	0.0%	0.0%	
AM Peak	11:00	11:00	10:00	10:00	10:00	11:00		10:00	11:00					11:00
Vol.	10	312	54	1	17	10		2	20					402
PM Peak	12:00	14:00	12:00	15:00	12:00	14:00	13:00	22:00	14:00					14:00
Vol.	12	326	48	8	13	6	1	5	14					410

Pioneer Valley Planning Commission
60 Congress Street
Springfield, MA 01104
(413) 781-6045

Location : West Springfield
Operator : AB, MB
Counter # : 1843
Road Class : U5

Site Code: 8808
Station ID:
Union St
N/O Bliss St
Latitude: 0' 0.0000 Undefined

SB

Start Time	Bikes	Cars & Trailers	2 Axle Long	Buses	2 Axle 6 Tire	3 Axle Single	4 Axle Single	<5 Axl Double	5 Axle Double	>6 Axl Double	<6 Axl Multi	6 Axle Multi	>6 Axl Multi	Total
05/22/12	0	16	1	1	0	1	0	0	0	0	0	0	0	19
01:00	0	7	1	0	0	0	0	3	2	0	0	0	0	13
02:00	0	6	0	0	0	1	0	0	1	0	0	0	0	8
03:00	0	10	1	0	0	0	0	0	0	0	0	0	0	11
04:00	0	12	2	0	0	0	0	0	0	0	0	0	0	14
05:00	0	38	12	0	2	5	0	0	2	0	0	0	0	59
06:00	1	94	23	2	1	**10**	0	0	0	0	0	0	0	131
07:00	3	206	42	**8**	12	1	0	0	4	0	0	0	0	276
08:00	3	271	53	1	14	5	0	0	3	0	0	0	0	350
09:00	3	240	**59**	0	**15**	4	0	0	8	0	0	0	**1**	330
10:00	2	264	36	1	15	2	0	**4**	8	0	0	0	0	332
11:00	**10**	**313**	41	2	15	8	0	3	**10**	0	0	0	1	**403**
12 PM	9	298	39	2	11	4	0	1	8	0	0	0	0	372
13:00	**11**	**320**	**42**	**5**	12	**6**	**1**	**5**	6	0	0	0	**1**	**409**
14:00	8	295	34	3	**14**	3	0	4	9	**1**	0	0	0	371
15:00	10	278	27	3	7	3	0	1	**13**	0	0	0	0	342
16:00	8	318	36	4	7	3	0	2	6	0	0	0	0	384
17:00	6	278	25	1	3	5	0	0	4	1	0	0	0	323
18:00	3	213	30	0	2	0	0	0	0	0	0	0	0	248
19:00	3	188	22	1	2	2	0	0	6	0	0	0	0	224
20:00	2	125	11	0	0	0	0	2	7	0	0	0	0	147
21:00	0	78	7	0	3	0	0	1	2	0	0	0	0	91
22:00	3	59	5	0	2	2	0	3	2	0	0	0	0	76
23:00	0	26	2	0	1	0	0	0	2	0	0	0	0	31
Day Total	85	3953	551	34	138	65	1	29	103	2	0	0	3	4964
Percent	1.7%	79.6%	11.1%	0.7%	2.8%	1.3%	0.0%	0.6%	2.1%	0.0%	0.0%	0.0%	0.1%	
AM Peak	11:00	11:00	09:00	07:00	09:00	06:00		10:00	11:00				09:00	11:00
Vol.	10	313	59	8	15	10		4	10				1	403
PM Peak	13:00	13:00	13:00	13:00	14:00	13:00	13:00	13:00	15:00	14:00			13:00	13:00
Vol.	11	320	42	5	14	6	1	5	13	1			1	409

Pioneer Valley Planning Commission
60 Congress Street
Springfield, MA 01104
(413) 781-6045

Location : West Springfield
Operator : AB, MB
Counter # : 1843
Road Class : U5

Site Code: 8808
Station ID:
Union St
N/O Bliss St
Latitude: 0' 0.0000 Undefined

SB

Start Time	Bikes	Cars & Trailers	2 Axle Long	Buses	2 Axle 6 Tire	3 Axle Single	4 Axle Single	<5 Axl Double	5 Axle Double	>6 Axl Double	<6 Axl Multi	6 Axle Multi	>6 Axl Multi	Total
05/23/12	0	20	2	0	0	0	0	1	2	0	0	0	0	25
01:00	0	10	2	0	0	0	0	**4**	0	0	0	0	0	16
02:00	0	9	0	0	1	0	0	0	0	0	0	0	0	10
03:00	0	8	1	0	1	0	0	0	0	0	0	0	0	10
04:00	1	14	4	0	0	1	0	0	1	0	0	0	0	21
05:00	2	43	9	1	2	3	0	1	2	0	0	0	0	63
06:00	0	98	27	1	3	6	0	0	2	0	0	0	0	137
07:00	5	197	42	**7**	7	**9**	**1**	1	6	0	0	0	0	275
08:00	1	**255**	42	2	11	5	0	4	3	0	0	0	0	323
09:00	3	255	**49**	3	**14**	5	0	2	6	1	0	0	0	**338**
10:00	**7**	233	40	1	11	6	0	1	**7**	**2**	0	0	0	308
11:00	*	*	*	*	*	*	*	*	*	*	*	*	*	*
12 PM	*	*	*	*	*	*	*	*	*	*	*	*	*	*
13:00	*	*	*	*	*	*	*	*	*	*	*	*	*	*
14:00	*	*	*	*	*	*	*	*	*	*	*	*	*	*
15:00	*	*	*	*	*	*	*	*	*	*	*	*	*	*
16:00	*	*	*	*	*	*	*	*	*	*	*	*	*	*
17:00	*	*	*	*	*	*	*	*	*	*	*	*	*	*
18:00	*	*	*	*	*	*	*	*	*	*	*	*	*	*
19:00	*	*	*	*	*	*	*	*	*	*	*	*	*	*
20:00	*	*	*	*	*	*	*	*	*	*	*	*	*	*
21:00	*	*	*	*	*	*	*	*	*	*	*	*	*	*
22:00	*	*	*	*	*	*	*	*	*	*	*	*	*	*
23:00	*	*	*	*	*	*	*	*	*	*	*	*	*	*
Day Total	19	1142	218	15	50	35	1	14	29	3	0	0	0	1526
Percent	1.2%	74.8%	14.3%	1.0%	3.3%	2.3%	0.1%	0.9%	1.9%	0.2%	0.0%	0.0%	0.0%	
AM Peak	10:00	08:00	09:00	07:00	09:00	07:00	07:00	01:00	10:00	10:00				09:00
Vol.	7	255	49	7	14	9	1	4	7	2				338
PM Peak Vol.														
Grand Total	176	8113	1160	73	283	144	4	67	233	5	0	0	3	10261
Percent	1.7%	79.1%	11.3%	0.7%	2.8%	1.4%	0.0%	0.7%	2.3%	0.0%	0.0%	0.0%	0.0%	

Pioneer Valley Planning Commission
60 Congress Street
Springfield, MA 01104
(413) 781-6045

Location : West Springfield
Operator : AB, MB
Counter # : 1446
Road Class : U5

Site Code: 9712
Station ID:
Union St
S/O Bridge St
Latitude: 0' 0.0000 Undefined

SB

Start Time	Bikes	Cars & Trailers	2 Axle Long	Buses	2 Axle 6 Tire	3 Axle Single	4 Axle Single	<5 Axl Double	5 Axle Double	>6 Axl Double	<6 Axl Multi	6 Axle Multi	>6 Axl Multi	Total
05/29/12	*	*	*	*	*	*	*	*	*	*	*	*	*	*
01:00	*	*	*	*	*	*	*	*	*	*	*	*	*	*
02:00	*	*	*	*	*	*	*	*	*	*	*	*	*	*
03:00	*	*	*	*	*	*	*	*	*	*	*	*	*	*
04:00	*	*	*	*	*	*	*	*	*	*	*	*	*	*
05:00	*	*	*	*	*	*	*	*	*	*	*	*	*	*
06:00	*	*	*	*	*	*	*	*	*	*	*	*	*	*
07:00	*	*	*	*	*	*	*	*	*	*	*	*	*	*
08:00	*	*	*	*	*	*	*	*	*	*	*	*	*	*
09:00	*	*	*	*	*	*	*	*	*	*	*	*	*	*
10:00	*	*	*	*	*	*	*	*	*	*	*	*	*	*
11:00	*	*	*	*	*	*	*	*	*	*	*	*	*	*
12 PM	11	**285**	**28**	0	0	**6**	0	**3**	1	0	0	0	0	**334**
13:00	10	240	24	0	**4**	4	**1**	1	0	0	0	0	0	284
14:00	7	249	25	0	4	4	0	1	0	0	0	0	0	290
15:00	11	237	17	**4**	4	3	0	1	0	0	0	0	0	277
16:00	**17**	246	24	0	1	5	0	0	1	0	0	0	0	294
17:00	14	228	17	2	2	1	0	0	**2**	0	0	0	0	266
18:00	5	168	14	0	0	1	0	1	1	0	0	0	0	190
19:00	4	130	2	0	0	1	0	0	1	0	0	0	0	138
20:00	1	54	2	0	0	0	0	1	0	0	0	0	0	58
21:00	2	36	2	0	3	0	0	0	0	0	0	0	0	43
22:00	1	32	2	0	0	0	0	0	0	0	0	0	0	35
23:00	0	12	4	0	0	0	0	0	0	0	0	0	0	16
Day Total	83	1917	161	6	18	25	1	8	6	0	0	0	0	2225
Percent	3.7%	86.2%	7.2%	0.3%	0.8%	1.1%	0.0%	0.4%	0.3%	0.0%	0.0%	0.0%	0.0%	
AM Peak Vol.														
PM Peak Vol.	16:00 17	12:00 285	12:00 28	15:00 4	13:00 4	12:00 6	13:00 1	12:00 3	17:00 2					12:00 334

Pioneer Valley Planning Commission
60 Congress Street
Springfield, MA 01104
(413) 781-6045

Location : West Springfield
Operator : AB, MB
Counter # : 1446
Road Class : U5

Site Code: 9712
Station ID:
Union St
S/O Bridge St
Latitude: 0' 0.0000 Undefined

SB

Start Time	Bikes	Cars & Trailers	2 Axle Long	Buses	2 Axle 6 Tire	3 Axle Single	4 Axle Single	<5 Axl Double	5 Axle Double	>6 Axl Double	<6 Axl Multi	6 Axle Multi	>6 Axl Multi	Total
05/30/12	0	14	1	1	1	0	0	0	0	0	0	0	0	17
01:00	0	7	1	0	0	0	0	0	0	0	0	0	0	8
02:00	0	7	0	0	0	0	0	0	0	0	0	0	0	7
03:00	0	4	1	0	0	0	0	0	0	0	0	0	0	5
04:00	0	5	2	0	0	0	0	0	0	0	0	0	0	7
05:00	0	20	7	0	0	0	0	0	0	0	0	0	0	27
06:00	0	52	17	0	1	0	0	0	0	0	0	0	0	70
07:00	5	96	20	**2**	**6**	1	0	0	0	0	0	0	0	130
08:00	4	159	23	2	3	**3**	0	**3**	0	0	0	0	0	197
09:00	4	170	**31**	0	1	0	0	0	**1**	0	0	0	0	207
10:00	**16**	198	18	0	5	3	0	1	0	0	0	0	0	241
11:00	6	**235**	31	0	1	3	0	1	0	0	0	0	0	**277**
12 PM	7	**262**	29	0	1	2	0	2	0	0	0	0	0	303
13:00	7	249	**39**	**1**	1	**6**	0	**3**	**1**	0	0	0	0	**307**
14:00	8	220	31	0	**6**	2	0	1	0	0	0	0	0	268
15:00	**16**	246	26	1	4	2	0	0	1	0	0	0	0	296
16:00	10	248	24	0	2	3	0	2	0	0	0	0	0	289
17:00	5	234	20	0	2	3	0	1	0	0	0	0	0	265
18:00	3	152	9	0	0	3	0	0	0	0	0	0	0	167
19:00	1	141	11	0	1	1	0	0	0	0	0	0	0	155
20:00	1	102	4	0	1	0	0	1	0	0	0	0	0	109
21:00	2	56	4	0	0	0	0	1	0	0	0	0	0	63
22:00	2	41	3	0	0	1	0	0	0	0	0	0	0	47
23:00	1	15	2	0	0	0	0	1	0	0	0	0	0	19
Day Total	98	2933	354	7	36	33	0	17	3	0	0	0	0	3481
Percent	2.8%	84.3%	10.2%	0.2%	1.0%	0.9%	0.0%	0.5%	0.1%	0.0%	0.0%	0.0%	0.0%	
AM Peak	10:00	11:00	09:00	07:00	07:00	08:00		08:00	09:00					11:00
Vol.	16	235	31	2	6	3		3	1					277
PM Peak	15:00	12:00	13:00	13:00	14:00	13:00		13:00	13:00					13:00
Vol.	16	262	39	1	6	6		3	1					307

Pioneer Valley Planning Commission
60 Congress Street
Springfield, MA 01104
(413) 781-6045

Location : West Springfield
Operator : AB, MB
Counter # : 1446
Road Class : U5

Site Code: 9712
Station ID:
Union St
S/O Bridge St
Latitude: 0' 0.0000 Undefined

SB

Start Time	Bikes	Cars & Trailers	2 Axle Long	Buses	2 Axle 6 Tire	3 Axle Single	4 Axle Single	<5 Axl Double	5 Axle Double	>6 Axl Double	<6 Axl Multi	6 Axle Multi	>6 Axl Multi	Total
05/31/12	0	17	0	0	1	0	0	0	0	0	0	0	0	18
01:00	0	10	0	0	0	0	0	0	0	0	0	0	0	10
02:00	0	7	1	0	0	0	0	0	0	0	0	0	0	8
03:00	0	0	0	0	0	0	0	0	0	0	0	0	0	0
04:00	0	8	1	0	0	0	0	0	0	0	0	0	0	9
05:00	1	17	5	0	1	0	0	0	0	0	0	0	0	24
06:00	2	58	15	0	0	0	0	0	0	0	0	0	0	75
07:00	1	118	26	1	**5**	0	0	0	**1**	0	0	0	0	152
08:00	**5**	**171**	**36**	**2**	4	**2**	0	0	0	0	0	0	0	**220**
09:00	5	149	22	0	2	2	0	0	0	0	0	0	0	180
10:00	*	*	*	*	*	*	*	*	*	*	*	*	*	*
11:00	*	*	*	*	*	*	*	*	*	*	*	*	*	*
12 PM	*	*	*	*	*	*	*	*	*	*	*	*	*	*
13:00	*	*	*	*	*	*	*	*	*	*	*	*	*	*
14:00	*	*	*	*	*	*	*	*	*	*	*	*	*	*
15:00	*	*	*	*	*	*	*	*	*	*	*	*	*	*
16:00	*	*	*	*	*	*	*	*	*	*	*	*	*	*
17:00	*	*	*	*	*	*	*	*	*	*	*	*	*	*
18:00	*	*	*	*	*	*	*	*	*	*	*	*	*	*
19:00	*	*	*	*	*	*	*	*	*	*	*	*	*	*
20:00	*	*	*	*	*	*	*	*	*	*	*	*	*	*
21:00	*	*	*	*	*	*	*	*	*	*	*	*	*	*
22:00	*	*	*	*	*	*	*	*	*	*	*	*	*	*
23:00	*	*	*	*	*	*	*	*	*	*	*	*	*	*
Day Total	14	555	106	3	13	4	0	0	1	0	0	0	0	696
Percent	2.0%	79.7%	15.2%	0.4%	1.9%	0.6%	0.0%	0.0%	0.1%	0.0%	0.0%	0.0%	0.0%	
AM Peak	08:00	08:00	08:00	08:00	07:00	08:00			07:00					08:00
Vol.	5	171	36	2	5	2			1					220
PM Peak Vol.														
Grand Total	195	5405	621	16	67	62	1	25	10	0	0	0	0	6402
Percent	3.0%	84.4%	9.7%	0.2%	1.0%	1.0%	0.0%	0.4%	0.2%	0.0%	0.0%	0.0%	0.0%	

Pioneer Valley Planning Commission
60 Congress Street
Springfield, MA 01104
(413) 781-6045

Location : West Springfield
Operator : AB, MB
Counter # : 1446
Road Class : U5

Site Code: 9712
Station ID:
Union St
S/O Bridge St
Latitude: 0' 0.0000 Undefined

NB

Start Time	Bikes	Cars & Trailers	2 Axle Long	Buses	2 Axle 6 Tire	3 Axle Single	4 Axle Single	<5 Axl Double	5 Axle Double	>6 Axl Double	<6 Axl Multi	6 Axle Multi	>6 Axl Multi	Total
05/29/12	*	*	*	*	*	*	*	*	*	*	*	*	*	*
01:00	*	*	*	*	*	*	*	*	*	*	*	*	*	*
02:00	*	*	*	*	*	*	*	*	*	*	*	*	*	*
03:00	*	*	*	*	*	*	*	*	*	*	*	*	*	*
04:00	*	*	*	*	*	*	*	*	*	*	*	*	*	*
05:00	*	*	*	*	*	*	*	*	*	*	*	*	*	*
06:00	*	*	*	*	*	*	*	*	*	*	*	*	*	*
07:00	*	*	*	*	*	*	*	*	*	*	*	*	*	*
08:00	*	*	*	*	*	*	*	*	*	*	*	*	*	*
09:00	*	*	*	*	*	*	*	*	*	*	*	*	*	*
10:00	*	*	*	*	*	*	*	*	*	*	*	*	*	*
11:00	*	*	*	*	*	*	*	*	*	*	*	*	*	*
12 PM	21	329	34	**2**	4	6	0	1	**1**	0	0	0	0	398
13:00	**23**	357	**40**	1	**5**	**7**	0	2	0	0	0	0	0	**435**
14:00	18	307	37	0	4	1	0	2	1	0	0	0	0	370
15:00	18	**366**	31	0	5	4	0	1	0	**1**	0	0	0	426
16:00	21	325	24	1	2	5	0	**4**	0	0	0	0	0	382
17:00	23	363	33	0	3	5	0	0	**0**	0	0	**1**	0	428
18:00	13	232	22	0	0	2	0	0	1	0	0	0	0	270
19:00	10	213	17	0	1	3	0	0	0	0	0	0	0	244
20:00	3	138	9	0	1	0	0	0	0	0	0	0	0	151
21:00	7	89	5	0	1	0	0	0	0	0	0	0	0	102
22:00	4	56	2	0	0	0	0	1	0	0	0	0	0	63
23:00	0	35	4	0	1	0	0	0	0	0	0	0	0	40
Day Total	161	2810	258	4	27	33	0	11	3	1	0	1	0	3309
Percent	4.9%	84.9%	7.8%	0.1%	0.8%	1.0%	0.0%	0.3%	0.1%	0.0%	0.0%	0.0%	0.0%	
AM Peak Vol.														
PM Peak Vol.	13:00 23	15:00 366	13:00 40	12:00 2	13:00 5	13:00 7		16:00 4	12:00 1	15:00 1		17:00 1		13:00 435

Pioneer Valley Planning Commission
60 Congress Street
Springfield, MA 01104
(413) 781-6045

Location : West Springfield
Operator : AB, MB
Counter # : 1446
Road Class : U5

Site Code: 9712
Station ID:
Union St
S/O Bridge St
Latitude: 0' 0.0000 Undefined

NB

Start Time	Bikes	Cars & Trailers	2 Axle Long	Buses	2 Axle 6 Tire	3 Axle Single	4 Axle Single	<5 Axl Double	5 Axle Double	>6 Axl Double	<6 Axl Multi	6 Axle Multi	>6 Axl Multi	Total
05/30/12	0	16	0	0	0	0	0	0	0	0	0	0	0	16
01:00	0	14	1	0	0	0	0	0	0	0	0	0	0	15
02:00	0	8	0	0	0	0	0	0	0	0	0	0	0	8
03:00	0	9	2	0	0	0	0	0	0	0	0	0	0	11
04:00	0	14	1	0	1	0	0	0	0	0	0	0	0	16
05:00	0	29	7	0	0	0	0	0	0	0	0	0	0	36
06:00	2	57	16	1	0	0	0	0	0	1	0	0	0	77
07:00	11	118	28	1	3	1	0	1	1	0	0	0	0	164
08:00	20	210	28	0	6	2	0	1	0	0	0	0	0	267
09:00	10	227	25	0	3	2	0	2	0	0	0	0	0	269
10:00	12	275	27	0	3	1	0	0	0	0	1	0	0	319
11:00	14	306	35	0	7	2	0	0	0	0	0	0	0	364
12 PM	23	371	33	1	0	5	0	0	0	0	0	0	0	433
13:00	17	329	43	0	3	5	0	2	2	0	1	0	0	402
14:00	22	336	38	0	6	4	0	1	0	1	0	1	0	409
15:00	17	324	32	0	1	3	0	1	0	0	0	0	0	378
16:00	18	373	37	0	4	6	0	1	0	0	0	0	0	439
17:00	19	360	28	1	3	5	1	1	0	0	0	0	0	418
18:00	13	267	14	0	2	2	0	2	0	0	0	0	0	300
19:00	10	175	10	0	3	1	0	0	0	0	0	0	0	199
20:00	4	177	12	0	0	1	0	0	0	0	0	0	0	194
21:00	4	152	8	0	0	0	0	0	0	0	0	0	0	164
22:00	4	67	4	0	2	0	0	1	0	0	0	0	0	78
23:00	5	33	0	0	0	1	0	0	0	0	0	0	0	39
Day Total	225	4247	429	4	47	41	1	13	3	2	2	1	0	5015
Percent	4.5%	84.7%	8.6%	0.1%	0.9%	0.8%	0.0%	0.3%	0.1%	0.0%	0.0%	0.0%	0.0%	
AM Peak	08:00	11:00	11:00	06:00	11:00	08:00		09:00	07:00	06:00	10:00			11:00
Vol.	20	306	35	1	7	2		2	1	1	1			364
PM Peak	12:00	16:00	13:00	12:00	14:00	16:00	17:00	13:00	13:00	14:00	13:00	14:00		16:00
Vol.	23	373	43	1	6	6	1	2	2	1	1	1		439

Pioneer Valley Planning Commission
60 Congress Street
Springfield, MA 01104
(413) 781-6045

Location : West Springfield
Operator : AB, MB
Counter # : 1446
Road Class : U5

Site Code: 9712
Station ID:
Union St
S/O Bridge St
Latitude: 0' 0.0000 Undefined

NB

Start Time	Bikes	Cars & Trailers	2 Axle Long	Buses	2 Axle 6 Tire	3 Axle Single	4 Axle Single	<5 Axl Double	5 Axle Double	>6 Axl Double	<6 Axl Multi	6 Axle Multi	>6 Axl Multi	Total
05/31/12	1	26	0	0	1	0	0	0	0	0	0	0	0	28
01:00	0	14	0	0	0	0	0	0	0	0	0	0	0	14
02:00	0	7	2	0	0	0	0	0	0	0	0	0	0	9
03:00	0	5	1	0	0	0	0	0	0	0	0	0	0	6
04:00	0	10	2	0	0	0	0	0	0	0	0	0	0	12
05:00	0	27	4	0	0	0	0	0	0	0	0	0	0	31
06:00	3	48	19	0	2	1	0	0	1	0	0	0	0	74
07:00	**14**	144	32	**1**	3	0	0	**1**	0	0	0	0	0	195
08:00	10	**211**	**36**	0	4	**3**	0	0	0	0	0	0	0	**264**
09:00	7	183	23	1	**8**	1	0	0	**2**	0	0	0	0	225
10:00	*	*	*	*	*	*	*	*	*	*	*	*	*	*
11:00	*	*	*	*	*	*	*	*	*	*	*	*	*	*
12 PM	*	*	*	*	*	*	*	*	*	*	*	*	*	*
13:00	*	*	*	*	*	*	*	*	*	*	*	*	*	*
14:00	*	*	*	*	*	*	*	*	*	*	*	*	*	*
15:00	*	*	*	*	*	*	*	*	*	*	*	*	*	*
16:00	*	*	*	*	*	*	*	*	*	*	*	*	*	*
17:00	*	*	*	*	*	*	*	*	*	*	*	*	*	*
18:00	*	*	*	*	*	*	*	*	*	*	*	*	*	*
19:00	*	*	*	*	*	*	*	*	*	*	*	*	*	*
20:00	*	*	*	*	*	*	*	*	*	*	*	*	*	*
21:00	*	*	*	*	*	*	*	*	*	*	*	*	*	*
22:00	*	*	*	*	*	*	*	*	*	*	*	*	*	*
23:00	*	*	*	*	*	*	*	*	*	*	*	*	*	*
Day Total	35	675	119	2	18	5	0	1	3	0	0	0	0	858
Percent	4.1%	78.7%	13.9%	0.2%	2.1%	0.6%	0.0%	0.1%	0.3%	0.0%	0.0%	0.0%	0.0%	
AM Peak	07:00	08:00	08:00	07:00	09:00	08:00		07:00	09:00					08:00
Vol.	14	211	36	1	8	3		1	2					264
PM Peak Vol.														
Grand Total	421	7732	806	10	92	79	1	25	9	3	2	2	0	9182
Percent	4.6%	84.2%	8.8%	0.1%	1.0%	0.9%	0.0%	0.3%	0.1%	0.0%	0.0%	0.0%	0.0%	

Pioneer Valley Planning Commission
60 Congress Street
Springfield, MA 01104
(413) 781-6045

Location : West Springfield
Operator : AB, MB
Counter # : 1477
Road Class : U6

Site Code: 9713
Station ID:
Union St
S/O Memorial Ave
Latitude: 0' 0.0000 Undefined

SB

Start Time	Bikes	Cars & Trailers	2 Axle Long	Buses	2 Axle 6 Tire	3 Axle Single	4 Axle Single	<5 Axl Double	5 Axle Double	>6 Axl Double	<6 Axl Multi	6 Axle Multi	>6 Axl Multi	Total
05/21/12	*	*	*	*	*	*	*	*	*	*	*	*	*	*
01:00	*	*	*	*	*	*	*	*	*	*	*	*	*	*
02:00	*	*	*	*	*	*	*	*	*	*	*	*	*	*
03:00	*	*	*	*	*	*	*	*	*	*	*	*	*	*
04:00	*	*	*	*	*	*	*	*	*	*	*	*	*	*
05:00	*	*	*	*	*	*	*	*	*	*	*	*	*	*
06:00	*	*	*	*	*	*	*	*	*	*	*	*	*	*
07:00	*	*	*	*	*	*	*	*	*	*	*	*	*	*
08:00	*	*	*	*	*	*	*	*	*	*	*	*	*	*
09:00	*	*	*	*	*	*	*	*	*	*	*	*	*	*
10:00	*	*	*	*	*	*	*	*	*	*	*	*	*	*
11:00	*	*	*	*	*	*	*	*	*	*	*	*	*	*
12 PM	2	**161**	**31**	**1**	7	**3**	**1**	1	**4**	0	0	0	0	**211**
13:00	**3**	161	29	0	7	2	0	4	0	0	0	0	0	206
14:00	1	119	24	0	**9**	2	0	1	3	0	0	0	0	159
15:00	3	127	20	0	2	2	0	3	2	0	0	0	0	159
16:00	1	137	10	1	3	1	0	**6**	1	0	0	0	0	160
17:00	1	90	12	1	0	0	0	5	2	**1**	0	0	0	112
18:00	0	65	12	0	2	1	0	6	2	0	0	0	0	88
19:00	1	49	5	0	0	1	0	1	0	0	0	0	0	57
20:00	1	26	2	0	0	0	0	1	1	0	0	0	0	31
21:00	0	14	3	0	0	0	0	1	1	0	0	0	0	19
22:00	0	2	0	0	0	0	0	0	2	0	0	0	0	4
23:00	13	951	148	3	30	12	1	29	18	1	0	0	0	1206
Day Total	1.1%	78.9%	12.3%	0.2%	2.5%	1.0%	0.1%	2.4%	1.5%	0.1%	0.0%	0.0%	0.0%	
Percent														
AM Peak														13:00
Vol.														211
PM Peak	14:00	13:00	13:00	13:00	15:00	13:00	13:00	17:00	13:00	18:00				
Vol.	3	161	31	1	9	3	1	6	4	1				

Pioneer Valley Planning Commission
60 Congress Street
Springfield, MA 01104
(413) 781-6045

Location : West Springfield
Operator : AB, MB
Counter # : 1477
Road Class : U6

Site Code: 9713
Station ID:
Union St
S/O Memorial Ave
Latitude: 0' 0.0000 Undefined

SB

Start Time	Bikes	Cars & Trailers	2 Axle Long	Buses	2 Axle 6 Tire	3 Axle Single	4 Axle Single	<5 Axl Double	5 Axle Double	>6 Axl Double	<6 Axl Multi	6 Axle Multi	>6 Axl Multi	Total
05/22/12	0	3	0	0	0	0	0	0	2	0	0	0	0	5
01:00	0	3	0	0	0	0	0	3	1	0	0	0	0	7
02:00	0	2	1	0	0	0	0	0	2	0	0	0	0	5
03:00	0	4	0	0	0	0	0	1	1	0	0	0	0	6
04:00	0	7	0	0	1	1	0	3	4	0	0	0	0	16
05:00	0	24	11	0	2	0	0	0	1	0	0	0	0	38
06:00	0	43	14	0	3	0	0	4	5	0	0	0	0	69
07:00	0	48	20	1	7	1	0	1	**8**	0	0	0	0	86
08:00	1	81	26	1	**11**	1	0	**6**	1	0	0	0	0	128
09:00	2	110	26	**2**	5	**2**	0	3	2	0	0	0	0	152
10:00	1	95	28	1	10	1	0	1	1	0	0	0	0	138
11:00	**7**	**142**	**31**	2	8	2	0	0	2	0	0	0	0	**194**
12 PM	**4**	155	**27**	1	7	1	0	4	2	0	0	0	0	201
13:00	2	147	27	1	10	**6**	0	2	**6**	0	0	0	0	201
14:00	1	**159**	21	0	**14**	2	0	2	4	0	0	0	0	**203**
15:00	1	145	15	0	11	1	0	2	2	0	0	0	**1**	178
16:00	4	142	14	0	7	0	0	6	4	0	0	0	0	177
17:00	3	136	22	1	2	2	0	3	1	0	0	0	0	170
18:00	4	93	8	**2**	1	1	0	4	2	0	0	0	0	115
19:00	0	74	7	0	2	2	0	**7**	3	0	0	0	0	95
20:00	0	60	5	0	0	0	0	2	2	0	0	0	0	69
21:00	1	24	6	0	0	2	0	1	0	0	0	0	0	34
22:00	0	9	1	0	0	0	0	1	1	0	0	0	0	12
23:00	0	4	0	0	0	1	0	1	2	0	0	0	0	8
Day Total	31	1710	310	12	101	26	0	57	59	0	0	0	1	2307
Percent	1.3%	74.1%	13.4%	0.5%	4.4%	1.1%	0.0%	2.5%	2.6%	0.0%	0.0%	0.0%	0.0%	
AM Peak	11:00	11:00	11:00	09:00	08:00	09:00		08:00	07:00					11:00
Vol.	7	142	31	2	11	2		6	8					194
PM Peak	12:00	14:00	12:00	18:00	14:00	13:00		19:00	13:00				15:00	14:00
Vol.	4	159	27	2	14	6		7	6				1	203

Pioneer Valley Planning Commission
60 Congress Street
Springfield, MA 01104
(413) 781-6045

Location : West Springfield
Operator : AB, MB
Counter # : 1477
Road Class : U6

Site Code: 9713
Station ID:
Union St
S/O Memorial Ave
Latitude: 0' 0.0000 Undefined

SB

Start Time	Bikes	Cars & Trailers	2 Axle Long	Buses	2 Axle 6 Tire	3 Axle Single	4 Axle Single	<5 Axl Double	5 Axle Double	>6 Axl Double	<6 Axl Multi	6 Axle Multi	>6 Axl Multi	Total
05/23/12	0	5	0	0	0	0	0	0	0	0	0	0	0	5
01:00	0	4	0	0	0	0	0	1	**5**	0	0	0	0	10
02:00	0	2	0	0	0	0	0	1	1	0	0	0	0	4
03:00	0	4	0	0	0	1	0	1	4	0	0	0	0	10
04:00	0	8	1	0	0	0	0	2	1	0	0	0	0	12
05:00	0	30	8	0	2	0	0	2	2	0	0	0	0	44
06:00	0	41	14	0	4	**2**	0	1	3	0	0	0	0	65
07:00	1	73	23	0	2	0	0	**6**	4	0	0	0	0	109
08:00	**2**	64	31	1	**12**	1	0	2	4	0	0	0	0	117
09:00	1	108	27	1	9	0	0	5	5	0	0	0	0	156
10:00	0	**126**	26	1	7	2	0	3	0	0	0	0	0	165
11:00	2	116	**35**	**2**	4	0	0	4	4	0	0	0	0	**167**
12 PM	*	*	*	*	*	*	*	*	*	*	*	*	*	*
13:00	*	*	*	*	*	*	*	*	*	*	*	*	*	*
14:00	*	*	*	*	*	*	*	*	*	*	*	*	*	*
15:00	*	*	*	*	*	*	*	*	*	*	*	*	*	*
16:00	*	*	*	*	*	*	*	*	*	*	*	*	*	*
17:00	*	*	*	*	*	*	*	*	*	*	*	*	*	*
18:00	*	*	*	*	*	*	*	*	*	*	*	*	*	*
19:00	*	*	*	*	*	*	*	*	*	*	*	*	*	*
20:00	*	*	*	*	*	*	*	*	*	*	*	*	*	*
21:00	*	*	*	*	*	*	*	*	*	*	*	*	*	*
22:00	*	*	*	*	*	*	*	*	*	*	*	*	*	*
23:00	*	*	*	*	*	*	*	*	*	*	*	*	*	*
Day Total	6	581	165	5	40	6	0	28	33	0	0	0	0	864
Percent	0.7%	67.2%	19.1%	0.6%	4.6%	0.7%	0.0%	3.2%	3.8%	0.0%	0.0%	0.0%	0.0%	
AM Peak	08:00	10:00	11:00	11:00	08:00	06:00		07:00	01:00					11:00
Vol.	2	126	35	2	12	2		6	5					167
PM Peak														
Vol.														
Grand Total	50	3242	623	20	171	44	1	114	110	1	0	0	1	4377
Percent	1.1%	74.1%	14.2%	0.5%	3.9%	1.0%	0.0%	2.6%	2.5%	0.0%	0.0%	0.0%	0.0%	

Pioneer Valley Planning Commission
60 Congress Street
Springfield, MA 01104
(413) 781-6045

Location : West Springfield
Operator : AB, MB
Counter # : 1477
Road Class : U6

Site Code: 9713
Station ID:
Union St
S/O Memorial Ave
Latitude: 0' 0.0000 Undefined

NB

Start Time	Bikes	Cars & Trailers	2 Axle Long	Buses	2 Axle 6 Tire	3 Axle Single	4 Axle Single	<5 Axl Double	5 Axle Double	>6 Axl Double	<6 Axl Multi	6 Axle Multi	>6 Axl Multi	Total
05/21/12	*	*	*	*	*	*	*	*	*	*	*	*	*	*
01:00	*	*	*	*	*	*	*	*	*	*	*	*	*	*
02:00	*	*	*	*	*	*	*	*	*	*	*	*	*	*
03:00	*	*	*	*	*	*	*	*	*	*	*	*	*	*
04:00	*	*	*	*	*	*	*	*	*	*	*	*	*	*
05:00	*	*	*	*	*	*	*	*	*	*	*	*	*	*
06:00	*	*	*	*	*	*	*	*	*	*	*	*	*	*
07:00	*	*	*	*	*	*	*	*	*	*	*	*	*	*
08:00	*	*	*	*	*	*	*	*	*	*	*	*	*	*
09:00	*	*	*	*	*	*	*	*	*	*	*	*	*	*
10:00	*	*	*	*	*	*	*	*	*	*	*	*	*	*
11:00	*	*	*	*	*	*	*	*	*	*	*	*	*	*
12 PM	3	**198**	28	**1**	7	2	0	**2**	**2**	0	0	0	0	**243**
13:00	2	197	24	1	9	1	0	1	2	0	0	0	0	237
14:00	2	159	**33**	0	7	1	0	1	2	**1**	0	0	0	206
15:00	2	164	27	0	**10**	**3**	0	2	2	0	0	0	0	210
16:00	**4**	188	15	1	4	0	0	2	0	0	0	0	0	214
17:00	0	125	13	0	1	2	0	1	1	0	0	0	0	143
18:00	1	82	13	0	2	1	0	0	0	0	0	0	0	99
19:00	1	64	7	0	0	0	0	0	0	0	0	0	0	72
20:00	0	44	2	0	0	0	0	1	1	0	0	0	0	48
21:00	0	13	3	0	0	0	0	2	0	0	0	0	0	18
22:00	0	20	1	0	0	0	0	0	1	0	0	0	0	22
23:00	15	1254	166	3	40	10	0	12	11	1	0	0	0	1512
Day Total	1.0%	82.9%	11.0%	0.2%	2.6%	0.7%	0.0%	0.8%	0.7%	0.1%	0.0%	0.0%	0.0%	
Percent														
AM Peak														13:00
Vol.														243
PM Peak	17:00	13:00	15:00	13:00	16:00	16:00		13:00	13:00	15:00				
Vol.	4	198	33	1	10	3		2	2	1				

Pioneer Valley Planning Commission
60 Congress Street
Springfield, MA 01104
(413) 781-6045

Location : West Springfield
Operator : AB, MB
Counter # : 1477
Road Class : U6

Site Code: 9713
Station ID:
Union St
S/O Memorial Ave
Latitude: 0' 0.0000 Undefined

NB

Start Time	Bikes	Cars & Trailers	2 Axle Long	Buses	2 Axle 6 Tire	3 Axle Single	4 Axle Single	<5 Axl Double	5 Axle Double	>6 Axl Double	<6 Axl Multi	6 Axle Multi	>6 Axl Multi	Total
05/22/12	0	4	0	0	0	0	0	0	3	0	0	0	0	7
01:00	0	1	0	0	0	0	0	3	1	0	0	0	0	5
02:00	0	2	0	0	0	0	0	0	2	0	0	0	0	4
03:00	0	1	1	0	0	0	0	1	1	0	0	0	0	4
04:00	0	1	0	1	0	0	0	2	3	0	0	0	0	7
05:00	0	7	1	0	1	0	0	1	1	0	0	0	0	11
06:00	0	13	6	**2**	3	0	0	3	**4**	0	0	0	0	31
07:00	1	35	11	1	4	1	0	2	4	0	0	0	0	59
08:00	2	58	23	1	6	**2**	0	3	2	0	0	0	0	97
09:00	2	99	22	0	**8**	1	0	**6**	3	0	0	0	0	141
10:00	2	119	**31**	1	7	1	0	5	4	0	0	0	0	170
11:00	**5**	**148**	24	1	6	2	0	1	4	0	0	0	0	**191**
12 PM	2	193	34	1	**11**	1	0	1	1	0	0	0	0	**244**
13:00	3	178	**36**	**3**	7	**3**	0	1	1	0	0	0	0	232
14:00	**6**	173	22	1	7	0	0	1	**2**	0	0	0	0	212
15:00	2	185	20	0	8	0	0	1	2	**1**	0	0	0	219
16:00	2	206	28	0	3	2	0	1	2	0	0	0	0	244
17:00	1	**207**	17	1	2	2	0	1	1	0	0	0	0	232
18:00	4	142	5	0	1	0	0	1	1	0	0	0	0	154
19:00	1	92	7	0	3	0	0	0	0	0	0	0	0	103
20:00	1	75	6	0	0	0	0	0	0	0	0	0	0	82
21:00	0	35	0	0	0	0	0	0	0	0	0	0	0	35
22:00	0	20	3	0	0	2	0	**2**	2	0	0	0	0	29
23:00	0	21	0	0	0	0	0	1	2	0	0	0	0	24
Day Total	34	2015	297	13	77	17	0	37	46	1	0	0	0	2537
Percent	1.3%	79.4%	11.7%	0.5%	3.0%	0.7%	0.0%	1.5%	1.8%	0.0%	0.0%	0.0%	0.0%	
AM Peak	11:00	11:00	10:00	06:00	09:00	08:00		09:00	06:00					11:00
Vol.	5	148	31	2	8	2		6	4					191
PM Peak	14:00	17:00	13:00	13:00	12:00	13:00		22:00	14:00	15:00				12:00
Vol.	6	207	36	3	11	3		2	2	1				244

Pioneer Valley Planning Commission
60 Congress Street
Springfield, MA 01104
(413) 781-6045

Location : West Springfield
Operator : AB, MB
Counter # : 1477
Road Class : U6

Site Code: 9713
Station ID:
Union St
S/O Memorial Ave
Latitude: 0' 0.0000 Undefined

NB

Start Time	Bikes	Cars & Trailers	2 Axle Long	Buses	2 Axle 6 Tire	3 Axle Single	4 Axle Single	<5 Axl Double	5 Axle Double	>6 Axl Double	<6 Axl Multi	6 Axle Multi	>6 Axl Multi	Total
05/23/12	0	0	0	0	0	0	0	0	2	0	0	0	0	2
01:00	0	2	0	0	0	0	0	1	**6**	0	0	0	0	9
02:00	0	4	0	0	0	0	0	0	2	0	0	0	0	6
03:00	0	2	1	0	0	1	0	1	2	0	0	0	0	7
04:00	0	0	0	0	1	0	0	2	5	0	0	0	0	8
05:00	0	12	0	1	0	1	0	1	2	0	0	0	0	17
06:00	0	15	6	**3**	0	0	0	2	3	0	0	0	0	29
07:00	2	51	7	0	4	0	0	2	3	0	0	0	0	69
08:00	1	69	26	2	**18**	1	0	4	1	0	0	0	0	122
09:00	2	90	21	1	8	**2**	0	7	2	0	0	0	0	133
10:00	**3**	124	**32**	0	7	1	0	**10**	3	0	0	0	0	180
11:00	1	**171**	27	2	7	0	0	3	2	0	0	0	0	**213**
12 PM	*	*	*	*	*	*	*	*	*	*	*	*	*	*
13:00	*	*	*	*	*	*	*	*	*	*	*	*	*	*
14:00	*	*	*	*	*	*	*	*	*	*	*	*	*	*
15:00	*	*	*	*	*	*	*	*	*	*	*	*	*	*
16:00	*	*	*	*	*	*	*	*	*	*	*	*	*	*
17:00	*	*	*	*	*	*	*	*	*	*	*	*	*	*
18:00	*	*	*	*	*	*	*	*	*	*	*	*	*	*
19:00	*	*	*	*	*	*	*	*	*	*	*	*	*	*
20:00	*	*	*	*	*	*	*	*	*	*	*	*	*	*
21:00	*	*	*	*	*	*	*	*	*	*	*	*	*	*
22:00	*	*	*	*	*	*	*	*	*	*	*	*	*	*
23:00	*	*	*	*	*	*	*	*	*	*	*	*	*	*
Day Total	9	540	120	9	45	6	0	33	33	0	0	0	0	795
Percent	1.1%	67.9%	15.1%	1.1%	5.7%	0.8%	0.0%	4.2%	4.2%	0.0%	0.0%	0.0%	0.0%	
AM Peak	10:00	11:00	10:00	06:00	08:00	09:00		10:00	01:00					11:00
Vol.	3	171	32	3	18	2		10	6					213
PM Peak Vol.														
Grand Total	58	3809	583	25	162	33	0	82	90	2	0	0	0	4844
Percent	1.2%	78.6%	12.0%	0.5%	3.3%	0.7%	0.0%	1.7%	1.9%	0.0%	0.0%	0.0%	0.0%	

Pioneer Valley Planning Commission
60 Congress Street
Springfield, MA 01104
(413) 781-6045

Location : West Springfield
Operator : AB, MB
Counter # : 1843
Road Class : U6

Site Code: 8965
Station ID:
Main St
S/O Bridge St
Latitude: 0' 0.0000 Undefined

SB

Start Time	Bikes	Cars & Trailers	2 Axle Long	Buses	2 Axle 6 Tire	3 Axle Single	4 Axle Single	<5 Axl Double	5 Axle Double	>6 Axl Double	<6 Axl Multi	6 Axle Multi	>6 Axl Multi	Total
06/19/12	*	*	*	*	*	*	*	*	*	*	*	*	*	*
01:00	*	*	*	*	*	*	*	*	*	*	*	*	*	*
02:00	*	*	*	*	*	*	*	*	*	*	*	*	*	*
03:00	*	*	*	*	*	*	*	*	*	*	*	*	*	*
04:00	*	*	*	*	*	*	*	*	*	*	*	*	*	*
05:00	*	*	*	*	*	*	*	*	*	*	*	*	*	*
06:00	*	*	*	*	*	*	*	*	*	*	*	*	*	*
07:00	*	*	*	*	*	*	*	*	*	*	*	*	*	*
08:00	*	*	*	*	*	*	*	*	*	*	*	*	*	*
09:00	*	*	*	*	*	*	*	*	*	*	*	*	*	*
10:00	*	*	*	*	*	*	*	*	*	*	*	*	*	*
11:00	*	*	*	*	*	*	*	*	*	*	*	*	*	*
12 PM	5	310	31	0	2	1	0	1	0	0	0	0	0	350
13:00	8	309	28	0	2	2	0	1	**2**	0	0	0	0	352
14:00	9	289	24	**1**	3	1	0	0	0	0	0	0	0	327
15:00	**14**	**418**	**34**	0	**4**	2	0	**2**	0	0	0	0	0	**474**
16:00	4	314	29	0	2	**3**	0	1	0	0	0	0	0	353
17:00	7	269	31	0	1	1	0	1	0	0	0	0	0	310
18:00	3	169	8	0	1	0	0	1	0	0	0	0	0	182
19:00	4	157	6	0	3	1	0	0	0	0	0	0	0	171
20:00	2	128	6	0	2	1	0	0	0	0	0	0	0	139
21:00	1	91	5	0	3	0	0	0	0	0	0	0	0	100
22:00	1	55	4	0	1	0	0	0	0	0	0	0	0	61
23:00	0	47	3	0	0	0	0	0	0	0	0	0	0	50
Day Total	58	2556	209	1	24	12	0	7	2	0	0	0	0	2869
Percent	2.0%	89.1%	7.3%	0.0%	0.8%	0.4%	0.0%	0.2%	0.1%	0.0%	0.0%	0.0%	0.0%	
AM Peak Vol.														15:00
PM Peak Vol.	15:00 14	15:00 418	15:00 34	14:00 1	15:00 4	16:00 3		15:00 2	13:00 2					474

Pioneer Valley Planning Commission
60 Congress Street
Springfield, MA 01104
(413) 781-6045

Location : West Springfield
Operator : AB, MB
Counter # : 1843
Road Class : U6

Site Code: 8965
Station ID:
Main St
S/O Bridge St
Latitude: 0' 0.0000 Undefined

SB

Start Time	Bikes	Cars & Trailers	2 Axle Long	Buses	2 Axle 6 Tire	3 Axle Single	4 Axle Single	<5 Axl Double	5 Axle Double	>6 Axl Double	<6 Axl Multi	6 Axle Multi	>6 Axl Multi	Total
06/20/12	0	31	1	0	0	0	0	0	0	0	0	0	0	32
01:00	0	7	3	0	0	0	0	0	0	0	0	0	0	10
02:00	0	5	1	0	0	0	0	0	0	0	0	0	0	6
03:00	1	11	1	0	0	0	0	0	0	0	0	0	0	13
04:00	0	13	0	0	0	0	0	0	0	0	0	0	0	13
05:00	4	37	4	0	1	0	0	0	**1**	0	0	0	0	47
06:00	3	86	13	0	3	0	0	0	0	0	0	0	0	105
07:00	5	112	22	0	4	0	0	0	0	0	0	0	0	143
08:00	5	154	23	1	3	**2**	0	0	0	0	0	0	0	188
09:00	6	196	**25**	0	2	1	0	0	1	0	0	0	0	231
10:00	5	199	21	**3**	1	2	0	0	0	0	0	0	0	231
11:00	**7**	**222**	20	0	**5**	0	0	0	0	0	0	0	0	**254**
12 PM	3	256	29	0	2	**3**	0	**1**	0	0	0	0	0	294
13:00	5	237	**39**	**1**	1	1	0	0	0	0	0	0	0	284
14:00	9	260	21	0	**3**	2	0	0	0	0	0	0	0	295
15:00	6	247	31	1	2	1	0	0	0	0	0	0	0	288
16:00	**11**	**285**	22	0	2	2	0	1	0	0	0	0	0	**323**
17:00	4	251	17	1	0	0	0	0	0	0	0	0	0	273
18:00	2	193	10	0	1	2	0	0	0	0	0	0	0	208
19:00	3	148	7	1	0	1	0	0	0	0	0	0	0	160
20:00	4	129	6	0	1	2	0	0	0	0	0	0	0	142
21:00	3	109	8	0	2	1	0	0	0	0	0	0	0	123
22:00	2	71	3	0	1	0	0	0	0	0	0	0	0	77
23:00	2	44	0	0	0	0	0	0	0	0	0	0	0	46
Day Total	90	3303	327	8	34	20	0	2	2	0	0	0	0	3786
Percent	2.4%	87.2%	8.6%	0.2%	0.9%	0.5%	0.0%	0.1%	0.1%	0.0%	0.0%	0.0%	0.0%	
AM Peak	11:00	11:00	09:00	10:00	11:00	08:00			05:00					11:00
Vol.	7	222	25	3	5	2			1					254
PM Peak	16:00	16:00	13:00	13:00	14:00	12:00		12:00						16:00
Vol.	11	285	39	1	3	3		1						323

Pioneer Valley Planning Commission
60 Congress Street
Springfield, MA 01104
(413) 781-6045

Location : West Springfield
Operator : AB, MB
Counter # : 1843
Road Class : U6

Site Code: 8965
Station ID:
Main St
S/O Bridge St
Latitude: 0' 0.0000 Undefined

SB

Start Time	Bikes	Cars & Trailers	2 Axle Long	Buses	2 Axle 6 Tire	3 Axle Single	4 Axle Single	<5 Axl Double	5 Axle Double	>6 Axl Double	<6 Axl Multi	6 Axle Multi	>6 Axl Multi	Total
06/21/12	0	26	1	0	0	0	0	0	0	0	0	0	0	27
01:00	0	22	0	0	0	0	0	0	0	0	0	0	0	22
02:00	0	8	0	0	0	0	0	0	0	0	0	0	0	8
03:00	0	13	0	0	0	0	0	0	0	0	0	0	0	13
04:00	1	17	1	0	0	0	0	0	0	0	0	0	0	19
05:00	4	48	6	0	1	0	0	0	0	0	0	0	0	59
06:00	4	103	8	0	2	0	0	0	0	0	0	0	0	117
07:00	3	123	13	0	4	0	0	1	0	0	0	0	0	144
08:00	3	165	22	0	4	0	0	0	**1**	0	0	0	0	195
09:00	3	204	**23**	0	3	**3**	0	0	0	0	0	0	0	236
10:00	**7**	**220**	19	0	**5**	1	0	**3**	0	0	0	0	0	**255**
11:00	*	*	*	*	*	*	*	*	*	*	*	*	*	*
12 PM	*	*	*	*	*	*	*	*	*	*	*	*	*	*
13:00	*	*	*	*	*	*	*	*	*	*	*	*	*	*
14:00	*	*	*	*	*	*	*	*	*	*	*	*	*	*
15:00	*	*	*	*	*	*	*	*	*	*	*	*	*	*
16:00	*	*	*	*	*	*	*	*	*	*	*	*	*	*
17:00	*	*	*	*	*	*	*	*	*	*	*	*	*	*
18:00	*	*	*	*	*	*	*	*	*	*	*	*	*	*
19:00	*	*	*	*	*	*	*	*	*	*	*	*	*	*
20:00	*	*	*	*	*	*	*	*	*	*	*	*	*	*
21:00	*	*	*	*	*	*	*	*	*	*	*	*	*	*
22:00	*	*	*	*	*	*	*	*	*	*	*	*	*	*
23:00	*	*	*	*	*	*	*	*	*	*	*	*	*	*
Day Total	25	949	93	0	19	4	0	4	1	0	0	0	0	1095
Percent	2.3%	86.7%	8.5%	0.0%	1.7%	0.4%	0.0%	0.4%	0.1%	0.0%	0.0%	0.0%	0.0%	
AM Peak	10:00	10:00	09:00		10:00	09:00		10:00	08:00					10:00
Vol.	7	220	23		5	3		3	1					255
PM Peak Vol.														
Grand Total	173	6808	629	9	77	36	0	13	5	0	0	0	0	7750
Percent	2.2%	87.8%	8.1%	0.1%	1.0%	0.5%	0.0%	0.2%	0.1%	0.0%	0.0%	0.0%	0.0%	

Pioneer Valley Planning Commission
60 Congress Street
Springfield, MA 01104
(413) 781-6045

Location : West Springfield
Operator : AB, MB
Counter # : 1843
Road Class : U6

Site Code: 8965
Station ID:
Main St
S/O Bridge St
Latitude: 0' 0.0000 Undefined

NB

Start Time	Bikes	Cars & Trailers	2 Axle Long	Buses	2 Axle 6 Tire	3 Axle Single	4 Axle Single	<5 Axl Double	5 Axle Double	>6 Axl Double	<6 Axl Multi	6 Axle Multi	>6 Axl Multi	Total
06/19/12	*	*	*	*	*	*	*	*	*	*	*	*	*	*
01:00	*	*	*	*	*	*	*	*	*	*	*	*	*	*
02:00	*	*	*	*	*	*	*	*	*	*	*	*	*	*
03:00	*	*	*	*	*	*	*	*	*	*	*	*	*	*
04:00	*	*	*	*	*	*	*	*	*	*	*	*	*	*
05:00	*	*	*	*	*	*	*	*	*	*	*	*	*	*
06:00	*	*	*	*	*	*	*	*	*	*	*	*	*	*
07:00	*	*	*	*	*	*	*	*	*	*	*	*	*	*
08:00	*	*	*	*	*	*	*	*	*	*	*	*	*	*
09:00	*	*	*	*	*	*	*	*	*	*	*	*	*	*
10:00	*	*	*	*	*	*	*	*	*	*	*	*	*	*
11:00	*	*	*	*	*	*	*	*	*	*	*	*	*	*
12 PM	4	219	**35**	0	3	**3**	0	**1**	0	0	0	0	0	265
13:00	7	239	29	0	**7**	0	0	0	0	0	0	0	0	282
14:00	4	217	30	**2**	4	1	0	0	0	0	0	0	0	258
15:00	**11**	262	33	0	3	2	0	0	0	0	0	0	0	**311**
16:00	5	**272**	27	0	3	0	0	0	0	0	0	0	0	307
17:00	1	245	18	1	2	0	0	0	0	0	0	0	0	267
18:00	3	150	13	0	4	1	0	1	0	0	0	0	0	172
19:00	0	145	11	0	1	1	0	0	0	0	0	0	0	158
20:00	3	133	4	0	3	0	0	0	0	0	0	0	0	143
21:00	1	112	9	0	2	0	0	0	0	0	0	0	0	124
22:00	0	61	4	0	1	0	0	0	0	0	0	0	0	66
23:00	0	35	3	1	1	0	0	0	0	0	0	0	0	40
Day Total	39	2090	216	4	34	8	0	2	0	0	0	0	0	2393
Percent	1.6%	87.3%	9.0%	0.2%	1.4%	0.3%	0.0%	0.1%	0.0%	0.0%	0.0%	0.0%	0.0%	
AM Peak Vol.														
PM Peak Vol.	15:00 11	16:00 272	12:00 35	14:00 2	13:00 7	12:00 3		12:00 1						15:00 311

Pioneer Valley Planning Commission
60 Congress Street
Springfield, MA 01104
(413) 781-6045

Location : West Springfield
Operator : AB, MB
Counter # : 1843
Road Class : U6

Site Code: 8965
Station ID:
Main St
S/O Bridge St
Latitude: 0' 0.0000 Undefined

NB

Start Time	Bikes	Cars & Trailers	2 Axle Long	Buses	2 Axle 6 Tire	3 Axle Single	4 Axle Single	<5 Axl Double	5 Axle Double	>6 Axl Double	<6 Axl Multi	6 Axle Multi	>6 Axl Multi	Total
06/20/12	0	34	1	0	0	0	0	0	0	0	0	0	0	35
01:00	0	8	2	0	1	0	0	0	0	0	0	0	0	11
02:00	0	15	0	0	0	0	0	0	0	0	0	0	0	15
03:00	0	7	1	0	0	0	0	0	0	0	0	0	0	8
04:00	1	15	0	0	0	0	0	0	0	0	0	0	0	16
05:00	0	34	2	0	2	**1**	0	0	0	0	0	0	0	39
06:00	1	49	13	0	4	0	0	0	0	0	0	0	0	67
07:00	0	106	21	0	8	0	0	1	0	0	0	0	0	136
08:00	0	153	**32**	**1**	**9**	0	0	0	0	0	0	0	0	195
09:00	**3**	145	18	0	5	1	0	0	0	0	0	0	0	172
10:00	1	157	29	1	6	1	0	**3**	0	0	0	0	0	198
11:00	1	**201**	21	0	7	1	0	0	0	0	0	0	0	**231**
12 PM	**4**	217	**31**	1	5	0	0	0	0	0	0	0	0	258
13:00	2	198	26	0	**8**	0	0	0	0	0	0	0	0	234
14:00	1	179	30	**2**	7	0	0	**1**	0	0	0	0	0	220
15:00	2	243	31	0	4	0	0	0	0	0	0	0	0	280
16:00	4	**288**	31	0	1	1	0	0	0	0	0	0	0	**325**
17:00	2	217	19	0	2	**2**	0	0	0	0	0	0	0	242
18:00	1	145	8	1	2	0	0	1	0	0	0	0	0	158
19:00	3	134	7	0	1	0	0	0	0	0	0	0	0	145
20:00	1	152	6	0	2	2	0	0	0	0	0	0	0	163
21:00	0	121	11	0	1	0	0	0	0	0	0	0	0	133
22:00	0	83	5	0	0	0	0	0	0	0	0	0	0	88
23:00	0	45	2	0	0	0	0	0	0	0	0	0	0	47
Day Total	27	2946	347	6	75	9	0	6	0	0	0	0	0	3416
Percent	0.8%	86.2%	10.2%	0.2%	2.2%	0.3%	0.0%	0.2%	0.0%	0.0%	0.0%	0.0%	0.0%	
AM Peak	09:00	11:00	08:00	08:00	08:00	05:00		10:00						11:00
Vol.	3	201	32	1	9	1		3						231
PM Peak	12:00	16:00	12:00	14:00	13:00	17:00		14:00						16:00
Vol.	4	288	31	2	8	2		1						325

Pioneer Valley Planning Commission
60 Congress Street
Springfield, MA 01104
(413) 781-6045

Location : West Springfield
Operator : AB, MB
Counter # : 1843
Road Class : U6

Site Code: 8965
Station ID:
Main St
S/O Bridge St
Latitude: 0' 0.0000 Undefined

NB

Start Time	Bikes	Cars & Trailers	2 Axle Long	Buses	2 Axle 6 Tire	3 Axle Single	4 Axle Single	<5 Axl Double	5 Axle Double	>6 Axl Double	<6 Axl Multi	6 Axle Multi	>6 Axl Multi	Total
06/21/12	0	23	0	0	0	0	0	0	0	0	0	0	0	23
01:00	0	24	0	0	0	0	0	0	0	0	0	0	0	24
02:00	0	14	0	0	0	0	0	0	0	0	0	0	0	14
03:00	0	11	3	0	0	0	0	0	0	0	0	0	0	14
04:00	0	12	1	0	0	0	0	0	0	0	0	0	0	13
05:00	0	37	3	0	3	0	0	0	0	0	0	0	0	43
06:00	0	56	15	0	5	2	0	0	0	0	0	0	0	78
07:00	1	113	14	0	7	0	0	2	0	0	0	0	0	137
08:00	0	146	26	0	8	1	0	1	0	0	0	0	0	182
09:00	3	162	24	0	8	0	0	1	0	0	0	0	0	198
10:00	0	179	19	0	4	1	0	1	0	0	0	0	0	204
11:00	*	*	*	*	*	*	*	*	*	*	*	*	*	*
12 PM	*	*	*	*	*	*	*	*	*	*	*	*	*	*
13:00	*	*	*	*	*	*	*	*	*	*	*	*	*	*
14:00	*	*	*	*	*	*	*	*	*	*	*	*	*	*
15:00	*	*	*	*	*	*	*	*	*	*	*	*	*	*
16:00	*	*	*	*	*	*	*	*	*	*	*	*	*	*
17:00	*	*	*	*	*	*	*	*	*	*	*	*	*	*
18:00	*	*	*	*	*	*	*	*	*	*	*	*	*	*
19:00	*	*	*	*	*	*	*	*	*	*	*	*	*	*
20:00	*	*	*	*	*	*	*	*	*	*	*	*	*	*
21:00	*	*	*	*	*	*	*	*	*	*	*	*	*	*
22:00	*	*	*	*	*	*	*	*	*	*	*	*	*	*
23:00	*	*	*	*	*	*	*	*	*	*	*	*	*	*
Day Total	4	777	105	0	35	4	0	5	0	0	0	0	0	930
Percent	0.4%	83.5%	11.3%	0.0%	3.8%	0.4%	0.0%	0.5%	0.0%	0.0%	0.0%	0.0%	0.0%	
AM Peak	09:00	10:00	08:00		08:00	06:00		07:00						10:00
Vol.	3	179	26		8	2		2						204
PM Peak														
Vol.														
Grand Total	70	5813	668	10	144	21	0	13	0	0	0	0	0	6739
Percent	1.0%	86.3%	9.9%	0.1%	2.1%	0.3%	0.0%	0.2%	0.0%	0.0%	0.0%	0.0%	0.0%	

Pioneer Valley Planning Commission
60 Congress Street
Springfield, MA 01104
(413) 781-6045

Location : West Springfield
Operator : AB, MB
Counter # : 1477
Road Class : U6

Site Code: 8969
Station ID:
Main St
S/O Park Ave
Latitude: 0' 0.0000 Undefined

SB

Start Time	Bikes	Cars & Trailers	2 Axle Long	Buses	2 Axle 6 Tire	3 Axle Single	4 Axle Single	<5 Axl Double	5 Axle Double	>6 Axl Double	<6 Axl Multi	6 Axle Multi	>6 Axl Multi	Total
05/09/12	*	*	*	*	*	*	*	*	*	*	*	*	*	*
01:00	*	*	*	*	*	*	*	*	*	*	*	*	*	*
02:00	*	*	*	*	*	*	*	*	*	*	*	*	*	*
03:00	*	*	*	*	*	*	*	*	*	*	*	*	*	*
04:00	*	*	*	*	*	*	*	*	*	*	*	*	*	*
05:00	*	*	*	*	*	*	*	*	*	*	*	*	*	*
06:00	*	*	*	*	*	*	*	*	*	*	*	*	*	*
07:00	*	*	*	*	*	*	*	*	*	*	*	*	*	*
08:00	*	*	*	*	*	*	*	*	*	*	*	*	*	*
09:00	*	*	*	*	*	*	*	*	*	*	*	*	*	*
10:00	*	*	*	*	*	*	*	*	*	*	*	*	*	*
11:00	**9**	**190**	**25**	0	**10**	**1**	0	**1**	0	0	0	0	0	**236**
12 PM	6	217	19	2	4	1	0	0	0	0	0	0	0	249
13:00	**11**	201	25	**3**	**6**	**3**	0	0	0	0	0	0	0	249
14:00	8	219	**29**	2	4	1	0	0	**1**	0	0	0	0	264
15:00	11	240	27	1	6	1	0	0	0	0	0	0	0	286
16:00	6	**290**	26	1	3	2	0	0	0	0	0	0	0	**328**
17:00	4	229	24	0	5	2	0	0	0	0	0	0	0	264
18:00	3	188	18	1	1	0	0	0	0	0	0	0	0	211
19:00	5	164	14	0	3	0	0	0	0	0	0	0	0	186
20:00	3	119	10	0	1	0	0	0	0	0	0	0	0	133
21:00	2	82	3	0	2	0	0	0	0	0	0	0	0	89
22:00	1	58	5	0	2	0	0	0	0	0	0	0	0	66
23:00	0	40	0	0	0	0	0	0	0	0	0	0	0	40
Day Total	69	2237	225	10	47	11	0	1	1	0	0	0	0	2601
Percent	2.7%	86.0%	8.7%	0.4%	1.8%	0.4%	0.0%	0.0%	0.0%	0.0%	0.0%	0.0%	0.0%	
AM Peak	11:00	11:00	11:00		11:00	11:00		11:00						11:00
Vol.	9	190	25		10	1		1						236
PM Peak	13:00	16:00	14:00	13:00	13:00	13:00			14:00					16:00
Vol.	11	290	29	3	6	3			1					328

Pioneer Valley Planning Commission
60 Congress Street
Springfield, MA 01104
(413) 781-6045

Location : West Springfield
Operator : AB, MB
Counter # : 1477
Road Class : U6

Site Code: 8969
Station ID:
Main St
S/O Park Ave
Latitude: 0' 0.0000 Undefined

SB

Start Time	Bikes	Cars & Trailers	2 Axle Long	Buses	2 Axle 6 Tire	3 Axle Single	4 Axle Single	<5 Axl Double	5 Axle Double	>6 Axl Double	<6 Axl Multi	6 Axle Multi	>6 Axl Multi	Total
05/10/12	0	18	1	1	0	0	0	0	0	0	0	0	0	20
01:00	0	16	0	1	0	0	0	0	0	0	0	0	0	17
02:00	0	11	1	0	0	0	0	0	0	0	0	0	0	12
03:00	0	6	1	0	0	0	0	0	0	0	0	0	0	7
04:00	0	5	1	0	0	0	0	1	0	0	0	0	0	7
05:00	0	38	10	0	5	1	0	1	0	0	0	0	0	55
06:00	1	85	15	3	5	2	0	1	0	0	0	0	0	112
07:00	1	117	22	1	8	0	0	1	1	0	0	0	0	151
08:00	4	149	37	1	5	1	0	1	0	0	0	0	0	198
09:00	2	139	31	0	6	0	0	0	0	0	0	0	0	178
10:00	4	158	25	1	6	2	0	2	1	0	0	0	0	199
11:00	7	167	28	0	9	2	0	0	0	0	0	0	0	213
12 PM	2	223	33	3	5	2	0	0	1	0	0	0	0	269
13:00	12	236	21	0	7	2	0	1	0	0	0	0	0	279
14:00	11	255	27	4	5	2	0	0	0	0	0	0	0	304
15:00	8	249	28	3	7	0	0	1	0	0	0	0	0	296
16:00	11	302	31	1	4	1	0	0	0	0	0	0	0	350
17:00	15	309	25	1	6	2	0	1	0	0	0	0	0	359
18:00	4	225	23	1	6	1	0	0	0	0	0	0	0	260
19:00	3	197	21	1	2	0	0	1	0	0	0	0	0	225
20:00	2	126	11	0	3	0	0	1	0	0	0	0	0	143
21:00	3	102	8	0	2	0	0	0	0	0	0	0	0	115
22:00	1	66	5	0	2	0	0	0	0	0	0	0	0	74
23:00	0	40	2	0	0	0	0	0	0	0	0	0	0	42
Day Total	91	3239	407	22	93	18	0	12	3	0	0	0	0	3885
Percent	2.3%	83.4%	10.5%	0.6%	2.4%	0.5%	0.0%	0.3%	0.1%	0.0%	0.0%	0.0%	0.0%	
AM Peak	11:00	11:00	08:00	06:00	11:00	06:00		10:00	07:00					11:00
Vol.	7	167	37	3	9	2		2	1					213
PM Peak	17:00	17:00	12:00	14:00	13:00	12:00		13:00	12:00					17:00
Vol.	15	309	33	4	7	2		1	1					359

Pioneer Valley Planning Commission
60 Congress Street
Springfield, MA 01104
(413) 781-6045

Location : West Springfield
Operator : AB, MB
Counter # : 1477
Road Class : U6

Site Code: 8969
Station ID:
Main St
S/O Park Ave
Latitude: 0' 0.0000 Undefined

SB

Start Time	Bikes	Cars & Trailers	2 Axle Long	Buses	2 Axle 6 Tire	3 Axle Single	4 Axle Single	<5 Axl Double	5 Axle Double	>6 Axl Double	<6 Axl Multi	6 Axle Multi	>6 Axl Multi	Total
05/11/12	0	15	2	0	0	0	0	0	0	0	0	0	0	17
01:00	1	11	0	1	0	0	0	0	0	0	0	0	0	13
02:00	0	16	1	0	0	0	0	0	0	0	0	0	0	17
03:00	1	6	1	0	0	0	0	**1**	0	0	0	0	0	9
04:00	0	11	1	0	1	0	0	1	0	0	0	0	0	14
05:00	1	34	11	1	4	0	0	0	0	0	0	0	0	51
06:00	0	109	18	2	**9**	**1**	0	0	**1**	0	0	0	0	140
07:00	0	123	22	**5**	8	1	0	0	0	0	0	0	0	159
08:00	2	**160**	23	1	5	1	0	0	1	0	0	0	0	**193**
09:00	**5**	142	**34**	1	8	0	0	1	0	0	0	0	0	191
10:00	*	*	*	*	*	*	*	*	*	*	*	*	*	*
11:00	*	*	*	*	*	*	*	*	*	*	*	*	*	*
12 PM	*	*	*	*	*	*	*	*	*	*	*	*	*	*
13:00	*	*	*	*	*	*	*	*	*	*	*	*	*	*
14:00	*	*	*	*	*	*	*	*	*	*	*	*	*	*
15:00	*	*	*	*	*	*	*	*	*	*	*	*	*	*
16:00	*	*	*	*	*	*	*	*	*	*	*	*	*	*
17:00	*	*	*	*	*	*	*	*	*	*	*	*	*	*
18:00	*	*	*	*	*	*	*	*	*	*	*	*	*	*
19:00	*	*	*	*	*	*	*	*	*	*	*	*	*	*
20:00	*	*	*	*	*	*	*	*	*	*	*	*	*	*
21:00	*	*	*	*	*	*	*	*	*	*	*	*	*	*
22:00	*	*	*	*	*	*	*	*	*	*	*	*	*	*
23:00	*	*	*	*	*	*	*	*	*	*	*	*	*	*
Day Total	10	627	113	11	35	3	0	3	2	0	0	0	0	804
Percent	1.2%	78.0%	14.1%	1.4%	4.4%	0.4%	0.0%	0.4%	0.2%	0.0%	0.0%	0.0%	0.0%	
AM Peak	09:00	08:00	09:00	07:00	06:00	06:00		03:00	06:00					08:00
Vol.	5	160	34	5	9	1		1	1					193
PM Peak Vol.														
Grand Total	170	6103	745	43	175	32	0	16	6	0	0	0	0	7290
Percent	2.3%	83.7%	10.2%	0.6%	2.4%	0.4%	0.0%	0.2%	0.1%	0.0%	0.0%	0.0%	0.0%	

Pioneer Valley Planning Commission
60 Congress Street
Springfield, MA 01104
(413) 781-6045

Location : West Springfield
Operator : AB, MB
Counter # : 1477
Road Class : U6

Site Code: 8969
Station ID:
Main St
S/O Park Ave
Latitude: 0' 0.0000 Undefined

NB

Start Time	Bikes	Cars & Trailers	2 Axle Long	Buses	2 Axle 6 Tire	3 Axle Single	4 Axle Single	<5 Axl Double	5 Axle Double	>6 Axl Double	<6 Axl Multi	6 Axle Multi	>6 Axl Multi	Total
05/09/12	*	*	*	*	*	*	*	*	*	*	*	*	*	*
01:00	*	*	*	*	*	*	*	*	*	*	*	*	*	*
02:00	*	*	*	*	*	*	*	*	*	*	*	*	*	*
03:00	*	*	*	*	*	*	*	*	*	*	*	*	*	*
04:00	*	*	*	*	*	*	*	*	*	*	*	*	*	*
05:00	*	*	*	*	*	*	*	*	*	*	*	*	*	*
06:00	*	*	*	*	*	*	*	*	*	*	*	*	*	*
07:00	*	*	*	*	*	*	*	*	*	*	*	*	*	*
08:00	*	*	*	*	*	*	*	*	*	*	*	*	*	*
09:00	*	*	*	*	*	*	*	*	*	*	*	*	*	*
10:00	*	*	*	*	*	*	*	*	*	*	*	*	*	*
11:00	**2**	**190**	**32**	0	**7**	**2**	0	0	0	**1**	0	0	0	**234**
12 PM	3	233	34	2	9	1	0	1	0	0	0	0	0	283
13:00	7	265	23	1	**10**	2	0	0	**1**	0	0	0	0	309
14:00	2	241	**37**	2	10	**4**	0	**2**	0	0	0	0	0	298
15:00	4	285	36	**5**	9	0	0	0	0	0	0	0	0	**339**
16:00	5	**287**	30	1	9	3	0	1	1	0	0	0	0	337
17:00	**8**	228	26	1	1	0	0	1	0	0	0	0	0	265
18:00	2	216	24	0	2	0	0	0	0	0	0	0	0	244
19:00	0	136	20	1	0	4	0	0	0	0	0	0	0	161
20:00	0	140	11	0	2	0	0	0	0	0	0	0	0	153
21:00	1	106	11	1	1	1	0	0	0	0	0	0	0	121
22:00	1	65	4	0	3	0	0	0	0	0	0	0	0	73
23:00	0	54	5	0	0	0	0	0	0	0	0	0	0	59
Day Total	35	2446	293	14	63	17	0	5	2	1	0	0	0	2876
Percent	1.2%	85.0%	10.2%	0.5%	2.2%	0.6%	0.0%	0.2%	0.1%	0.0%	0.0%	0.0%	0.0%	
AM Peak	11:00	11:00	11:00		11:00	11:00				11:00				11:00
Vol.	2	190	32		7	2				1				234
PM Peak	17:00	16:00	14:00	15:00	13:00	14:00		14:00	13:00					15:00
Vol.	8	287	37	5	10	4		2	1					339

Pioneer Valley Planning Commission
60 Congress Street
Springfield, MA 01104
(413) 781-6045

Location : West Springfield
Operator : AB, MB
Counter # : 1477
Road Class : U6

Site Code: 8969
Station ID:
Main St
S/O Park Ave
Latitude: 0' 0.0000 Undefined

NB

Start Time	Bikes	Cars & Trailers	2 Axle Long	Buses	2 Axle 6 Tire	3 Axle Single	4 Axle Single	<5 Axl Double	5 Axle Double	>6 Axl Double	<6 Axl Multi	6 Axle Multi	>6 Axl Multi	Total
05/10/12	0	38	2	0	1	0	0	0	0	0	0	0	0	41
01:00	0	11	0	1	0	0	0	0	0	0	0	0	0	12
02:00	0	7	0	0	0	0	0	0	0	0	0	0	0	7
03:00	0	7	1	0	0	0	0	0	**1**	0	0	0	0	9
04:00	0	7	1	0	1	0	0	0	0	0	0	0	0	9
05:00	0	31	3	0	2	0	0	0	0	0	0	0	0	36
06:00	0	65	10	1	3	**2**	0	0	1	0	0	0	0	82
07:00	0	141	22	**2**	7	2	0	**2**	0	0	0	0	0	176
08:00	2	177	**42**	2	9	2	0	1	0	0	0	0	0	235
09:00	0	193	29	1	5	2	0	0	0	0	0	0	0	230
10:00	**6**	185	34	1	8	2	0	0	0	0	0	0	0	236
11:00	4	**195**	33	0	**12**	1	0	0	0	0	0	0	0	**245**
12 PM	2	256	46	0	**11**	0	0	0	0	0	0	0	0	315
13:00	8	220	23	1	5	2	0	**3**	0	0	0	0	0	262
14:00	8	233	**50**	2	7	4	0	1	0	0	0	0	0	305
15:00	4	281	29	**6**	6	2	0	3	**1**	0	0	0	0	332
16:00	9	**336**	37	0	5	1	0	2	0	0	0	0	0	**390**
17:00	**10**	287	31	1	4	**5**	0	1	0	0	0	0	0	339
18:00	4	220	25	0	6	1	0	0	0	0	0	0	0	256
19:00	2	171	19	1	1	0	0	0	0	0	0	0	0	194
20:00	4	150	14	0	3	1	0	0	0	0	0	0	0	172
21:00	1	94	6	0	2	1	0	1	1	0	0	0	0	106
22:00	2	67	9	0	2	0	0	0	0	0	0	0	0	80
23:00	0	55	5	0	0	0	0	0	0	0	0	0	0	60
Day Total	66	3427	471	19	100	28	0	14	4	0	0	0	0	4129
Percent	1.6%	83.0%	11.4%	0.5%	2.4%	0.7%	0.0%	0.3%	0.1%	0.0%	0.0%	0.0%	0.0%	
AM Peak	10:00	11:00	08:00	07:00	11:00	06:00		07:00	03:00					11:00
Vol.	6	195	42	2	12	2		2	1					245
PM Peak	17:00	16:00	14:00	15:00	12:00	17:00		13:00	15:00					16:00
Vol.	10	336	50	6	11	5		3	1					390

Pioneer Valley Planning Commission
60 Congress Street
Springfield, MA 01104
(413) 781-6045

Location : West Springfield
Operator : AB, MB
Counter # : 1477
Road Class : U6

Site Code: 8969
Station ID:
Main St
S/O Park Ave
Latitude: 0' 0.0000 Undefined

NB

Start Time	Bikes	Cars & Trailers	2 Axle Long	Buses	2 Axle 6 Tire	3 Axle Single	4 Axle Single	<5 Axl Double	5 Axle Double	>6 Axl Double	<6 Axl Multi	6 Axle Multi	>6 Axl Multi	Total
05/11/12	0	20	0	0	0	0	0	0	0	0	0	0	0	20
01:00	0	22	2	1	1	0	0	0	0	0	0	0	0	26
02:00	0	11	0	0	0	0	0	0	0	0	0	0	0	11
03:00	0	4	2	0	1	0	0	0	0	0	0	0	0	7
04:00	0	10	4	0	1	0	0	0	0	0	0	0	0	15
05:00	1	20	4	1	2	0	0	0	0	0	0	0	0	28
06:00	**2**	65	6	2	2	0	0	**1**	0	0	0	0	0	78
07:00	0	145	13	2	6	2	0	1	0	0	0	0	0	169
08:00	2	207	**42**	**4**	**9**	0	0	1	0	0	0	0	0	265
09:00	2	**227**	29	1	5	**3**	0	1	0	0	0	0	0	**268**
10:00	*	*	*	*	*	*	*	*	*	*	*	*	*	*
11:00	*	*	*	*	*	*	*	*	*	*	*	*	*	*
12 PM	*	*	*	*	*	*	*	*	*	*	*	*	*	*
13:00	*	*	*	*	*	*	*	*	*	*	*	*	*	*
14:00	*	*	*	*	*	*	*	*	*	*	*	*	*	*
15:00	*	*	*	*	*	*	*	*	*	*	*	*	*	*
16:00	*	*	*	*	*	*	*	*	*	*	*	*	*	*
17:00	*	*	*	*	*	*	*	*	*	*	*	*	*	*
18:00	*	*	*	*	*	*	*	*	*	*	*	*	*	*
19:00	*	*	*	*	*	*	*	*	*	*	*	*	*	*
20:00	*	*	*	*	*	*	*	*	*	*	*	*	*	*
21:00	*	*	*	*	*	*	*	*	*	*	*	*	*	*
22:00	*	*	*	*	*	*	*	*	*	*	*	*	*	*
23:00	*	*	*	*	*	*	*	*	*	*	*	*	*	*
Day Total	7	731	102	11	27	5	0	4	0	0	0	0	0	887
Percent	0.8%	82.4%	11.5%	1.2%	3.0%	0.6%	0.0%	0.5%	0.0%	0.0%	0.0%	0.0%	0.0%	
AM Peak	06:00	09:00	08:00	08:00	08:00	09:00		06:00						09:00
Vol.	2	227	42	4	9	3		1						268
PM Peak Vol.														
Grand Total	108	6604	866	44	190	50	0	23	6	1	0	0	0	7892
Percent	1.4%	83.7%	11.0%	0.6%	2.4%	0.6%	0.0%	0.3%	0.1%	0.0%	0.0%	0.0%	0.0%	

Pioneer Valley Planning Commission
60 Congress Street
Springfield, MA 01104
(413) 781-6045

Location : West Springfield
Operator : AB, MB
Counter # : 1602
Road Class : U5

Site Code: 8896
Station ID:
River St
S/O Roanoke Ave
Latitude: 0' 0.0000 Undefined

NB

Start Time	Bikes	Cars & Trailers	2 Axle Long	Buses	2 Axle 6 Tire	3 Axle Single	4 Axle Single	<5 Axl Double	5 Axle Double	>6 Axl Double	<6 Axl Multi	6 Axle Multi	>6 Axl Multi	Total
06/12/12	*	*	*	*	*	*	*	*	*	*	*	*	*	*
01:00	*	*	*	*	*	*	*	*	*	*	*	*	*	*
02:00	*	*	*	*	*	*	*	*	*	*	*	*	*	*
03:00	*	*	*	*	*	*	*	*	*	*	*	*	*	*
04:00	*	*	*	*	*	*	*	*	*	*	*	*	*	*
05:00	*	*	*	*	*	*	*	*	*	*	*	*	*	*
06:00	*	*	*	*	*	*	*	*	*	*	*	*	*	*
07:00	*	*	*	*	*	*	*	*	*	*	*	*	*	*
08:00	*	*	*	*	*	*	*	*	*	*	*	*	*	*
09:00	*	*	*	*	*	*	*	*	*	*	*	*	*	*
10:00	*	*	*	*	*	*	*	*	*	*	*	*	*	*
11:00	*	*	*	*	*	*	*	*	*	*	*	*	*	*
12 PM	*	*	*	*	*	*	*	*	*	*	*	*	*	*
13:00	*	*	*	*	*	*	*	*	*	*	*	*	*	*
14:00	7	343	38	0	1	1	0	**3**	0	0	0	0	0	393
15:00	**14**	339	**43**	**1**	**4**	**5**	0	1	**1**	0	0	0	0	408
16:00	5	**370**	28	0	1	3	0	1	1	0	0	0	0	**409**
17:00	6	354	34	0	1	1	0	1	1	0	0	0	0	398
18:00	5	243	19	0	1	1	0	0	0	0	0	0	0	269
19:00	4	208	10	0	0	1	0	1	0	0	0	0	0	224
20:00	1	160	8	0	0	0	0	0	0	0	0	0	0	169
21:00	1	144	9	0	1	0	0	0	0	0	0	0	0	155
22:00	0	74	1	0	1	0	0	0	0	0	0	0	0	76
23:00	0	45	2	0	0	0	0	0	0	0	0	0	0	47
Day Total	43	2280	192	1	10	12	0	7	3	0	0	0	0	2548
Percent	1.7%	89.5%	7.5%	0.0%	0.4%	0.5%	0.0%	0.3%	0.1%	0.0%	0.0%	0.0%	0.0%	
AM Peak Vol.														
PM Peak Vol.	15:00 14	16:00 370	15:00 43	15:00 1	15:00 4	15:00 5		14:00 3	15:00 1					16:00 409

Pioneer Valley Planning Commission
60 Congress Street
Springfield, MA 01104
(413) 781-6045

Location : West Springfield
Operator : AB, MB
Counter # : 1602
Road Class : U5

Site Code: 8896
Station ID:
River St
S/O Roanoke Ave
Latitude: 0' 0.0000 Undefined

NB

Start Time	Bikes	Cars & Trailers	2 Axle Long	Buses	2 Axle 6 Tire	3 Axle Single	4 Axle Single	<5 Axl Double	5 Axle Double	>6 Axl Double	<6 Axl Multi	6 Axle Multi	>6 Axl Multi	Total
06/13/12	0	30	3	0	0	0	0	0	0	0	0	0	0	33
01:00	0	17	1	0	0	0	0	0	**1**	0	0	0	0	19
02:00	0	20	2	0	0	0	0	0	0	0	0	0	0	22
03:00	0	13	1	0	0	0	0	0	0	0	0	0	0	14
04:00	0	32	5	0	0	1	0	0	0	0	0	0	0	38
05:00	1	69	9	0	2	0	0	0	0	0	0	0	0	81
06:00	4	199	27	**2**	**9**	5	0	0	1	0	0	0	0	247
07:00	**9**	**319**	32	2	3	0	0	**2**	1	0	0	0	0	**368**
08:00	8	307	31	2	6	**8**	0	0	0	0	0	0	0	362
09:00	6	294	25	2	3	1	**1**	1	0	0	0	0	0	333
10:00	6	297	38	0	4	5	0	0	0	0	0	0	0	350
11:00	7	312	**42**	1	1	2	0	1	0	0	0	0	0	366
12 PM	7	287	25	0	3	**5**	1	1	1	0	0	0	0	330
13:00	8	305	36	**5**	**11**	3	**2**	0	1	0	0	0	0	371
14:00	**13**	**405**	**47**	0	2	5	1	**2**	1	0	0	0	0	**476**
15:00	8	383	37	0	0	4	1	1	0	0	0	0	0	434
16:00	4	368	20	0	1	3	0	0	**2**	0	0	0	0	398
17:00	9	375	32	0	3	1	0	0	0	0	0	0	0	420
18:00	7	257	14	0	0	4	0	2	0	0	0	0	0	284
19:00	6	243	19	0	1	0	0	1	0	0	0	0	0	270
20:00	3	203	15	0	0	0	0	0	0	0	0	0	0	221
21:00	0	164	9	0	1	1	0	0	1	0	0	0	0	176
22:00	1	88	1	0	0	1	0	0	0	0	0	0	0	91
23:00	0	69	2	0	0	0	0	0	1	0	0	0	0	72
Day Total	107	5056	473	14	50	49	6	11	10	0	0	0	0	5776
Percent	1.9%	87.5%	8.2%	0.2%	0.9%	0.8%	0.1%	0.2%	0.2%	0.0%	0.0%	0.0%	0.0%	
AM Peak	07:00	07:00	11:00	06:00	06:00	08:00	09:00	07:00	01:00					07:00
Vol.	9	319	42	2	9	8	1	2	1					368
PM Peak	14:00	14:00	14:00	13:00	13:00	12:00	13:00	14:00	16:00					14:00
Vol.	13	405	47	5	11	5	2	2	2					476

Pioneer Valley Planning Commission
60 Congress Street
Springfield, MA 01104
(413) 781-6045

Location : West Springfield
Operator : AB, MB
Counter # : 1602
Road Class : U5

Site Code: 8896
Station ID:
River St
S/O Roanoke Ave
Latitude: 0' 0.0000 Undefined

NB

Start Time	Bikes	Cars & Trailers	2 Axle Long	Buses	2 Axle 6 Tire	3 Axle Single	4 Axle Single	<5 Axl Double	5 Axle Double	>6 Axl Double	<6 Axl Multi	6 Axle Multi	>6 Axl Multi	Total
06/14/12	0	32	1	0	0	0	0	0	0	0	0	0	0	33
01:00	0	28	2	0	0	0	0	0	0	0	0	0	0	30
02:00	0	8	2	0	0	0	0	0	0	0	0	0	0	10
03:00	0	18	4	0	0	0	0	0	0	0	0	0	0	22
04:00	1	23	4	0	2	0	0	0	0	0	0	0	0	30
05:00	2	73	10	0	0	1	0	0	0	0	0	0	0	86
06:00	6	194	29	**2**	7	0	0	0	0	0	0	0	0	238
07:00	**11**	**350**	32	2	1	3	0	**1**	0	0	0	0	0	**400**
08:00	11	303	29	1	**9**	3	0	0	0	0	0	0	0	356
09:00	3	305	**37**	1	3	5	0	1	0	0	0	0	0	355
10:00	10	279	27	0	4	3	0	0	0	0	0	0	0	323
11:00	7	301	36	2	4	**7**	0	1	**1**	0	0	0	0	359
12 PM	**7**	**334**	**33**	0	**6**	**4**	0	**1**	0	0	0	0	0	**385**
13:00	*	*	*	*	*	*	*	*	*	*	*	*	*	*
14:00	*	*	*	*	*	*	*	*	*	*	*	*	*	*
15:00	*	*	*	*	*	*	*	*	*	*	*	*	*	*
16:00	*	*	*	*	*	*	*	*	*	*	*	*	*	*
17:00	*	*	*	*	*	*	*	*	*	*	*	*	*	*
18:00	*	*	*	*	*	*	*	*	*	*	*	*	*	*
19:00	*	*	*	*	*	*	*	*	*	*	*	*	*	*
20:00	*	*	*	*	*	*	*	*	*	*	*	*	*	*
21:00	*	*	*	*	*	*	*	*	*	*	*	*	*	*
22:00	*	*	*	*	*	*	*	*	*	*	*	*	*	*
23:00	*	*	*	*	*	*	*	*	*	*	*	*	*	*
Day Total	58	2248	246	8	36	26	0	4	1	0	0	0	0	2627
Percent	2.2%	85.6%	9.4%	0.3%	1.4%	1.0%	0.0%	0.2%	0.0%	0.0%	0.0%	0.0%	0.0%	
AM Peak	07:00	07:00	09:00	06:00	08:00	11:00		07:00	11:00					07:00
Vol.	11	350	37	2	9	7		1	1					400
PM Peak	12:00	12:00	12:00		12:00	12:00		12:00						12:00
Vol.	7	334	33		6	4		1						385
Grand Total	208	9584	911	23	96	87	6	22	14	0	0	0	0	10951
Percent	1.9%	87.5%	8.3%	0.2%	0.9%	0.8%	0.1%	0.2%	0.1%	0.0%	0.0%	0.0%	0.0%	

Pioneer Valley Planning Commission
60 Congress Street
Springfield, MA 01104
(413) 781-6045

Location : West Springfield
Operator : AB, MB
Counter # : 1602
Road Class : U5

Site Code: 8896
Station ID:
River St
S/O Roanoke Ave
Latitude: 0' 0.0000 Undefined

SB

Start Time	Bikes	Cars & Trailers	2 Axle Long	Buses	2 Axle 6 Tire	3 Axle Single	4 Axle Single	<5 Axl Double	5 Axle Double	>6 Axl Double	<6 Axl Multi	6 Axle Multi	>6 Axl Multi	Total
06/12/12	*	*	*	*	*	*	*	*	*	*	*	*	*	*
01:00	*	*	*	*	*	*	*	*	*	*	*	*	*	*
02:00	*	*	*	*	*	*	*	*	*	*	*	*	*	*
03:00	*	*	*	*	*	*	*	*	*	*	*	*	*	*
04:00	*	*	*	*	*	*	*	*	*	*	*	*	*	*
05:00	*	*	*	*	*	*	*	*	*	*	*	*	*	*
06:00	*	*	*	*	*	*	*	*	*	*	*	*	*	*
07:00	*	*	*	*	*	*	*	*	*	*	*	*	*	*
08:00	*	*	*	*	*	*	*	*	*	*	*	*	*	*
09:00	*	*	*	*	*	*	*	*	*	*	*	*	*	*
10:00	*	*	*	*	*	*	*	*	*	*	*	*	*	*
11:00	*	*	*	*	*	*	*	*	*	*	*	*	*	*
12 PM	*	*	*	*	*	*	*	*	*	*	*	*	*	*
13:00	*	*	*	*	*	*	*	*	*	*	*	*	*	*
14:00	4	337	**89**	**3**	10	3	**2**	1	0	0	0	0	0	449
15:00	6	355	73	3	**20**	**8**	0	2	0	**1**	0	0	0	468
16:00	**8**	**424**	68	1	17	3	0	**5**	0	0	0	0	0	**526**
17:00	4	418	77	0	14	2	0	0	0	0	0	0	0	515
18:00	8	267	56	0	4	2	0	0	0	0	0	0	0	337
19:00	3	200	36	0	4	0	0	0	0	0	0	0	0	243
20:00	2	169	27	0	5	1	0	0	0	0	0	0	0	204
21:00	0	136	16	0	4	0	0	0	0	0	0	0	0	156
22:00	2	86	12	0	5	0	0	0	0	0	0	0	0	105
23:00	1	61	11	0	1	0	0	0	0	0	0	0	0	74
Day Total	38	2453	465	7	84	19	2	8	0	1	0	0	0	3077
Percent	1.2%	79.7%	15.1%	0.2%	2.7%	0.6%	0.1%	0.3%	0.0%	0.0%	0.0%	0.0%	0.0%	
AM Peak Vol.														
PM Peak	16:00	16:00	14:00	14:00	15:00	15:00	14:00	16:00		15:00				16:00
Vol.	8	424	89	3	20	8	2	5		1				526

Pioneer Valley Planning Commission
60 Congress Street
Springfield, MA 01104
(413) 781-6045

Location : West Springfield
Operator : AB, MB
Counter # : 1602
Road Class : U5

Site Code: 8896
Station ID:
River St
S/O Roanoke Ave
Latitude: 0' 0.0000 Undefined

SB

Start Time	Bikes	Cars & Trailers	2 Axle Long	Buses	2 Axle 6 Tire	3 Axle Single	4 Axle Single	<5 Axl Double	5 Axle Double	>6 Axl Double	<6 Axl Multi	6 Axle Multi	>6 Axl Multi	Total
06/13/12	0	31	8	0	0	0	0	0	0	0	0	0	0	39
01:00	0	21	6	0	1	0	0	0	0	0	0	0	0	28
02:00	0	18	2	0	2	0	0	0	0	0	0	0	0	22
03:00	0	13	7	0	3	0	0	0	0	0	0	0	0	23
04:00	0	35	8	0	2	0	0	0	0	0	0	0	0	45
05:00	1	79	20	0	6	0	0	0	0	0	0	0	0	106
06:00	6	166	39	0	10	0	0	0	0	0	0	0	0	221
07:00	6	219	50	1	18	**6**	**3**	0	0	0	0	0	0	303
08:00	**10**	274	50	**8**	13	5	1	0	0	0	0	0	0	361
09:00	4	247	59	2	18	4	1	**4**	1	0	0	0	0	340
10:00	4	276	**73**	3	13	1	3	0	0	0	0	0	0	373
11:00	2	**305**	71	4	**23**	2	2	1	**2**	0	0	0	0	**412**
12 PM	5	294	69	0	19	**4**	**3**	0	0	0	0	0	0	394
13:00	5	283	69	2	16	4	3	0	0	0	0	0	0	382
14:00	6	364	68	3	15	3	0	2	0	0	0	0	0	461
15:00	**7**	360	89	**6**	19	3	0	5	0	0	0	0	0	489
16:00	5	389	84	1	**20**	2	0	**8**	0	0	0	0	0	509
17:00	6	**413**	**100**	3	17	2	0	4	0	0	0	0	0	**545**
18:00	4	273	53	0	9	2	0	0	0	0	0	0	0	341
19:00	2	201	48	1	7	0	0	1	0	0	0	0	0	260
20:00	2	198	31	0	10	0	0	0	0	0	0	0	0	241
21:00	1	146	29	0	3	0	0	1	0	0	0	0	0	180
22:00	0	100	11	0	0	1	0	0	0	0	0	0	0	112
23:00	0	68	10	0	3	0	0	0	**1**	0	0	0	0	82
Day Total	76	4773	1054	34	247	39	16	26	4	0	0	0	0	6269
Percent	1.2%	76.1%	16.8%	0.5%	3.9%	0.6%	0.3%	0.4%	0.1%	0.0%	0.0%	0.0%	0.0%	
AM Peak	08:00	11:00	10:00	08:00	11:00	07:00	07:00	09:00	11:00					11:00
Vol.	10	305	73	8	23	6	3	4	2					412
PM Peak	15:00	17:00	17:00	15:00	16:00	12:00	12:00	16:00	23:00					17:00
Vol.	7	413	100	6	20	4	3	8	1					545

Pioneer Valley Planning Commission
60 Congress Street
Springfield, MA 01104
(413) 781-6045

Location : West Springfield
Operator : AB, MB
Counter # : 1602
Road Class : U5

Site Code: 8896
Station ID:
River St
S/O Roanoke Ave
Latitude: 0' 0.0000 Undefined

SB

Start Time	Bikes	Cars & Trailers	2 Axle Long	Buses	2 Axle 6 Tire	3 Axle Single	4 Axle Single	<5 Axl Double	5 Axle Double	>6 Axl Double	<6 Axl Multi	6 Axle Multi	>6 Axl Multi	Total
06/14/12	0	32	6	0	2	0	0	0	**1**	0	0	0	0	41
01:00	0	28	1	0	1	0	0	0	0	0	0	0	0	30
02:00	0	27	5	0	1	0	0	0	0	0	0	0	0	33
03:00	0	12	9	0	4	0	0	0	0	0	0	0	0	25
04:00	0	33	10	0	3	0	0	0	0	0	0	0	0	46
05:00	0	67	20	1	11	0	0	0	0	0	0	0	0	99
06:00	5	157	40	1	10	2	0	0	0	0	0	0	0	215
07:00	4	227	61	1	18	**5**	**5**	3	1	0	0	0	0	325
08:00	7	277	60	**9**	16	2	1	3	0	0	0	0	0	375
09:00	3	263	**83**	6	**33**	1	2	1	0	0	0	0	0	392
10:00	2	312	83	3	16	2	1	**6**	1	0	0	0	0	426
11:00	**10**	**360**	75	3	27	1	1	5	1	0	0	0	0	**483**
12 PM	**8**	**340**	**91**	**1**	**26**	**7**	0	**3**	**1**	0	0	0	0	**477**
13:00	*	*	*	*	*	*	*	*	*	*	*	*	*	*
14:00	*	*	*	*	*	*	*	*	*	*	*	*	*	*
15:00	*	*	*	*	*	*	*	*	*	*	*	*	*	*
16:00	*	*	*	*	*	*	*	*	*	*	*	*	*	*
17:00	*	*	*	*	*	*	*	*	*	*	*	*	*	*
18:00	*	*	*	*	*	*	*	*	*	*	*	*	*	*
19:00	*	*	*	*	*	*	*	*	*	*	*	*	*	*
20:00	*	*	*	*	*	*	*	*	*	*	*	*	*	*
21:00	*	*	*	*	*	*	*	*	*	*	*	*	*	*
22:00	*	*	*	*	*	*	*	*	*	*	*	*	*	*
23:00	*	*	*	*	*	*	*	*	*	*	*	*	*	*
Day Total	39	2135	544	25	168	20	10	21	5	0	0	0	0	2967
Percent	1.3%	72.0%	18.3%	0.8%	5.7%	0.7%	0.3%	0.7%	0.2%	0.0%	0.0%	0.0%	0.0%	
AM Peak	11:00	11:00	09:00	08:00	09:00	07:00	07:00	10:00	00:00					11:00
Vol.	10	360	83	9	33	5	5	6	1					483
PM Peak	12:00	12:00	12:00	12:00	12:00	12:00		12:00	12:00					12:00
Vol.	8	340	91	1	26	7		3	1					477
Grand Total	153	9361	2063	66	499	78	28	55	9	1	0	0	0	12313
Percent	1.2%	76.0%	16.8%	0.5%	4.1%	0.6%	0.2%	0.4%	0.1%	0.0%	0.0%	0.0%	0.0%	

Pioneer Valley Planning Commission
60 Congress Street
Springfield, MA 01104
(413) 781-6045

Location : West Springfield
Operator : AB, MB
Counter # : 1449
Road Class : U6

Site Code: 8810
Station ID:
Western Ave
S/O Park Ave
Latitude: 0' 0.0000 Undefined

NB

Start Time	Bikes	Cars & Trailers	2 Axle Long	Buses	2 Axle 6 Tire	3 Axle Single	4 Axle Single	<5 Axl Double	5 Axle Double	>6 Axl Double	<6 Axl Multi	6 Axle Multi	>6 Axl Multi	Total
05/09/12	*	*	*	*	*	*	*	*	*	*	*	*	*	*
01:00	*	*	*	*	*	*	*	*	*	*	*	*	*	*
02:00	*	*	*	*	*	*	*	*	*	*	*	*	*	*
03:00	*	*	*	*	*	*	*	*	*	*	*	*	*	*
04:00	*	*	*	*	*	*	*	*	*	*	*	*	*	*
05:00	*	*	*	*	*	*	*	*	*	*	*	*	*	*
06:00	*	*	*	*	*	*	*	*	*	*	*	*	*	*
07:00	*	*	*	*	*	*	*	*	*	*	*	*	*	*
08:00	*	*	*	*	*	*	*	*	*	*	*	*	*	*
09:00	*	*	*	*	*	*	*	*	*	*	*	*	*	*
10:00	*	*	*	*	*	*	*	*	*	*	*	*	*	*
11:00	**2**	**76**	**18**	**3**	**2**	0	0	**2**	**1**	0	0	0	0	**104**
12 PM	1	87	16	0	4	2	**1**	**4**	1	**1**	0	0	0	117
13:00	**4**	75	14	0	4	**3**	0	4	0	0	0	0	0	104
14:00	**6**	106	20	**2**	3	3	0	1	1	0	0	0	0	**142**
15:00	2	86	**25**	1	4	0	0	1	2	0	0	0	0	121
16:00	3	**110**	12	0	4	1	0	1	**5**	0	0	0	0	136
17:00	1	106	16	0	**5**	0	0	0	1	0	0	0	0	129
18:00	0	53	8	1	2	1	0	0	2	0	0	0	0	67
19:00	1	35	12	0	2	2	0	0	0	0	0	0	0	52
20:00	0	29	6	0	0	0	0	0	0	0	0	0	0	35
21:00	0	18	2	0	0	1	0	1	0	1	0	0	0	23
22:00	1	25	1	0	0	0	0	0	2	0	0	0	0	29
23:00	1	5	0	0	0	1	0	0	3	0	0	0	0	10
Day Total	22	811	150	7	30	14	1	14	18	2	0	0	0	1069
Percent	2.1%	75.9%	14.0%	0.7%	2.8%	1.3%	0.1%	1.3%	1.7%	0.2%	0.0%	0.0%	0.0%	
AM Peak	11:00	11:00	11:00	11:00	11:00			11:00	11:00					11:00
Vol.	2	76	18	3	2			2	1					104
PM Peak	14:00	16:00	15:00	14:00	17:00	13:00	12:00	12:00	16:00	12:00				14:00
Vol.	6	110	25	2	5	3	1	4	5	1				142

Pioneer Valley Planning Commission
60 Congress Street
Springfield, MA 01104
(413) 781-6045

Location : West Springfield
Operator : AB, MB
Counter # : 1449
Road Class : U6

Site Code: 8810
Station ID:
Western Ave
S/O Park Ave
Latitude: 0' 0.0000 Undefined

NB

Start Time	Bikes	Cars & Trailers	2 Axle Long	Buses	2 Axle 6 Tire	3 Axle Single	4 Axle Single	<5 Axl Double	5 Axle Double	>6 Axl Double	<6 Axl Multi	6 Axle Multi	>6 Axl Multi	Total
05/10/12	1	9	3	0	0	0	0	1	0	0	0	0	0	14
01:00	0	2	1	0	0	0	0	0	2	0	0	0	0	5
02:00	1	0	0	0	1	1	0	0	0	0	0	0	0	3
03:00	1	2	1	0	0	0	0	0	7	0	0	0	0	11
04:00	0	4	1	0	0	0	0	0	7	0	0	0	0	12
05:00	0	14	0	0	1	0	0	1	1	0	0	0	0	17
06:00	3	25	9	0	4	**4**	0	1	5	0	0	0	0	51
07:00	2	26	8	**1**	5	1	0	1	**8**	0	0	0	0	52
08:00	1	36	**19**	1	**7**	0	0	1	3	0	0	0	0	68
09:00	0	49	16	0	3	0	0	4	3	0	0	0	0	75
10:00	2	61	13	1	5	0	**1**	**5**	3	0	0	0	0	91
11:00	**4**	**85**	14	0	7	3	0	2	1	0	0	0	0	**116**
12 PM	5	83	7	0	0	3	**1**	1	2	0	0	0	0	102
13:00	5	70	18	1	3	**6**	0	1	1	0	0	0	0	105
14:00	2	120	24	**4**	4	0	0	**3**	2	0	0	0	0	**159**
15:00	3	102	**26**	0	3	4	0	0	1	0	0	0	0	139
16:00	**6**	111	18	0	3	1	0	2	2	0	0	0	**1**	144
17:00	1	**126**	18	0	**6**	3	0	0	**3**	0	0	0	0	157
18:00	0	64	11	0	2	0	0	0	0	0	0	0	1	78
19:00	0	31	11	0	0	0	0	0	2	0	0	0	0	44
20:00	0	34	8	0	0	1	0	1	1	0	0	0	0	45
21:00	0	26	8	0	1	0	0	0	2	0	0	0	0	37
22:00	2	35	1	0	0	0	0	0	2	0	0	0	0	40
23:00	0	4	1	0	0	0	0	3	2	0	0	0	0	10
Day Total	39	1119	236	8	55	27	2	27	60	0	0	0	2	1575
Percent	2.5%	71.0%	15.0%	0.5%	3.5%	1.7%	0.1%	1.7%	3.8%	0.0%	0.0%	0.0%	0.1%	
AM Peak	11:00	11:00	08:00	07:00	08:00	06:00	10:00	10:00	07:00					11:00
Vol.	4	85	19	1	7	4	1	5	8					116
PM Peak	16:00	17:00	15:00	14:00	17:00	13:00	12:00	14:00	17:00				16:00	14:00
Vol.	6	126	26	4	6	6	1	3	3				1	159

Pioneer Valley Planning Commission
60 Congress Street
Springfield, MA 01104
(413) 781-6045

Location : West Springfield
Operator : AB, MB
Counter # : 1449
Road Class : U6

Site Code: 8810
Station ID:
Western Ave
S/O Park Ave
Latitude: 0' 0.0000 Undefined

NB

Start Time	Bikes	Cars & Trailers	2 Axle Long	Buses	2 Axle 6 Tire	3 Axle Single	4 Axle Single	<5 Axl Double	5 Axle Double	>6 Axl Double	<6 Axl Multi	6 Axle Multi	>6 Axl Multi	Total
05/11/12	0	9	0	0	0	0	0	0	1	0	0	0	0	10
01:00	0	2	0	0	0	0	0	0	0	0	0	0	0	2
02:00	0	3	0	0	0	1	0	0	2	0	0	0	0	6
03:00	0	0	0	0	0	0	0	0	5	0	0	0	0	5
04:00	0	2	1	0	0	1	0	0	4	0	0	0	0	8
05:00	0	11	1	0	0	1	0	0	4	0	0	0	0	17
06:00	2	19	8	0	4	1	0	0	4	0	0	0	0	38
07:00	0	24	9	**2**	3	**4**	0	1	**11**	0	0	0	0	54
08:00	2	32	**20**	1	**5**	0	0	1	3	0	0	0	0	64
09:00	**3**	**54**	17	1	2	1	0	**5**	4	0	0	0	0	**87**
10:00	*	*	*	*	*	*	*	*	*	*	*	*	*	*
11:00	*	*	*	*	*	*	*	*	*	*	*	*	*	*
12 PM	*	*	*	*	*	*	*	*	*	*	*	*	*	*
13:00	*	*	*	*	*	*	*	*	*	*	*	*	*	*
14:00	*	*	*	*	*	*	*	*	*	*	*	*	*	*
15:00	*	*	*	*	*	*	*	*	*	*	*	*	*	*
16:00	*	*	*	*	*	*	*	*	*	*	*	*	*	*
17:00	*	*	*	*	*	*	*	*	*	*	*	*	*	*
18:00	*	*	*	*	*	*	*	*	*	*	*	*	*	*
19:00	*	*	*	*	*	*	*	*	*	*	*	*	*	*
20:00	*	*	*	*	*	*	*	*	*	*	*	*	*	*
21:00	*	*	*	*	*	*	*	*	*	*	*	*	*	*
22:00	*	*	*	*	*	*	*	*	*	*	*	*	*	*
23:00	*	*	*	*	*	*	*	*	*	*	*	*	*	*
Day Total	7	156	56	4	14	9	0	7	38	0	0	0	0	291
Percent	2.4%	53.6%	19.2%	1.4%	4.8%	3.1%	0.0%	2.4%	13.1%	0.0%	0.0%	0.0%	0.0%	
AM Peak	09:00	09:00	08:00	07:00	08:00	07:00		09:00	07:00					09:00
Vol.	3	54	20	2	5	4		5	11					87
PM Peak Vol.														
Grand Total	68	2086	442	19	99	50	3	48	116	2	0	0	2	2935
Percent	2.3%	71.1%	15.1%	0.6%	3.4%	1.7%	0.1%	1.6%	4.0%	0.1%	0.0%	0.0%	0.1%	

Pioneer Valley Planning Commission
60 Congress Street
Springfield, MA 01104
(413) 781-6045

Location : West Springfield
Operator : AB, MB
Counter # : 1449
Road Class : U6

Site Code: 8810
Station ID:
Western Ave
S/O Park Ave
Latitude: 0' 0.0000 Undefined

SB

Start Time	Bikes	Cars & Trailers	2 Axle Long	Buses	2 Axle 6 Tire	3 Axle Single	4 Axle Single	<5 Axl Double	5 Axle Double	>6 Axl Double	<6 Axl Multi	6 Axle Multi	>6 Axl Multi	Total
05/09/12	*	*	*	*	*	*	*	*	*	*	*	*	*	*
01:00	*	*	*	*	*	*	*	*	*	*	*	*	*	*
02:00	*	*	*	*	*	*	*	*	*	*	*	*	*	*
03:00	*	*	*	*	*	*	*	*	*	*	*	*	*	*
04:00	*	*	*	*	*	*	*	*	*	*	*	*	*	*
05:00	*	*	*	*	*	*	*	*	*	*	*	*	*	*
06:00	*	*	*	*	*	*	*	*	*	*	*	*	*	*
07:00	*	*	*	*	*	*	*	*	*	*	*	*	*	*
08:00	*	*	*	*	*	*	*	*	*	*	*	*	*	*
09:00	*	*	*	*	*	*	*	*	*	*	*	*	*	*
10:00	*	*	*	*	*	*	*	*	*	*	*	*	*	*
11:00	0	**50**	**6**	**1**	**2**	0	0	0	**4**	0	0	0	0	**63**
12 PM	**6**	63	4	0	2	3	0	4	6	0	0	0	0	**88**
13:00	3	**72**	3	0	0	**4**	0	2	4	0	0	0	0	88
14:00	3	53	1	0	1	0	0	2	3	0	0	0	0	63
15:00	0	60	**6**	0	**5**	0	0	2	7	0	0	0	0	80
16:00	0	50	1	0	4	0	0	2	8	0	0	0	0	65
17:00	0	33	1	**1**	1	1	0	3	**10**	0	0	0	0	50
18:00	0	28	4	0	1	1	0	**5**	2	0	0	0	0	41
19:00	0	15	1	0	2	0	0	3	7	**1**	0	0	0	29
20:00	0	16	0	0	0	1	0	0	3	0	0	0	0	20
21:00	0	31	1	0	0	1	0	1	2	1	0	0	0	37
22:00	1	5	0	0	0	1	0	0	3	0	0	0	0	10
23:00	0	3	0	0	0	0	0	1	4	0	0	0	0	8
Day Total	13	479	28	2	18	12	0	25	63	2	0	0	0	642
Percent	2.0%	74.6%	4.4%	0.3%	2.8%	1.9%	0.0%	3.9%	9.8%	0.3%	0.0%	0.0%	0.0%	
AM Peak		11:00	11:00	11:00	11:00				11:00					11:00
Vol.		50	6	1	2				4					63
PM Peak	12:00	13:00	15:00	17:00	15:00	13:00		18:00	17:00	19:00				12:00
Vol.	6	72	6	1	5	4		5	10	1				88

Pioneer Valley Planning Commission
60 Congress Street
Springfield, MA 01104
(413) 781-6045

Location : West Springfield
Operator : AB, MB
Counter # : 1449
Road Class : U6

Site Code: 8810
Station ID:
Western Ave
S/O Park Ave
Latitude: 0' 0.0000 Undefined

SB

Start Time	Bikes	Cars & Trailers	2 Axle Long	Buses	2 Axle 6 Tire	3 Axle Single	4 Axle Single	<5 Axl Double	5 Axle Double	>6 Axl Double	<6 Axl Multi	6 Axle Multi	>6 Axl Multi	Total
05/10/12	0	0	0	0	0	0	0	**3**	1	0	0	0	0	4
01:00	0	3	0	0	0	0	0	1	3	0	0	0	0	7
02:00	0	5	1	0	0	0	0	0	3	0	0	0	0	9
03:00	0	8	1	0	0	0	0	2	3	0	0	0	0	14
04:00	0	17	0	0	0	1	0	3	4	0	0	0	0	25
05:00	0	**60**	3	0	0	**5**	0	1	2	0	0	0	0	71
06:00	0	52	6	0	2	2	0	3	1	0	0	0	0	66
07:00	0	55	6	0	1	0	0	3	2	0	0	0	0	67
08:00	2	44	**7**	**1**	**4**	1	0	2	4	0	0	0	0	65
09:00	1	44	4	0	2	1	0	3	2	0	0	0	0	57
10:00	3	44	5	0	2	2	0	1	4	0	0	0	0	61
11:00	**4**	53	2	0	2	3	0	2	**6**	0	0	0	0	**72**
12 PM	1	66	3	0	0	1	0	0	0	0	0	0	0	71
13:00	**2**	**79**	3	0	4	1	0	1	4	0	0	0	0	**94**
14:00	0	46	**5**	0	6	1	0	0	10	0	0	0	0	68
15:00	0	72	5	0	**8**	0	0	0	6	**1**	0	0	**1**	93
16:00	1	53	4	0	3	0	0	4	3	0	0	0	0	68
17:00	1	49	2	0	1	0	0	2	10	0	0	0	0	65
18:00	1	38	2	0	3	**2**	0	**7**	**12**	0	0	0	0	65
19:00	0	19	0	0	2	0	0	4	7	0	0	0	0	32
20:00	0	17	1	0	0	0	0	2	2	0	0	0	0	22
21:00	0	30	0	0	0	1	0	1	3	0	0	0	0	35
22:00	0	11	0	0	0	0	0	1	1	0	0	0	0	13
23:00	0	4	0	0	1	0	0	3	4	0	0	0	0	12
Day Total	16	869	60	1	41	21	0	49	97	1	0	0	1	1156
Percent	1.4%	75.2%	5.2%	0.1%	3.5%	1.8%	0.0%	4.2%	8.4%	0.1%	0.0%	0.0%	0.1%	
AM Peak	11:00	05:00	08:00	08:00	08:00	05:00		00:00	11:00					11:00
Vol.	4	60	7	1	4	5		3	6					72
PM Peak	13:00	13:00	14:00		15:00	18:00		18:00	18:00	15:00			15:00	13:00
Vol.	2	79	5		8	2		7	12	1			1	94

Pioneer Valley Planning Commission
60 Congress Street
Springfield, MA 01104
(413) 781-6045

Location : West Springfield
Operator : AB, MB
Counter # : 1449
Road Class : U6

Site Code: 8810
Station ID:
Western Ave
S/O Park Ave
Latitude: 0' 0.0000 Undefined

SB

Start Time	Bikes	Cars & Trailers	2 Axle Long	Buses	2 Axle 6 Tire	3 Axle Single	4 Axle Single	<5 Axl Double	5 Axle Double	>6 Axl Double	<6 Axl Multi	6 Axle Multi	>6 Axl Multi	Total
05/11/12	0	1	0	0	0	0	0	1	0	0	0	0	0	2
01:00	0	2	1	0	0	0	0	1	2	0	0	0	0	6
02:00	**1**	6	2	0	0	1	0	3	2	0	0	0	0	15
03:00	0	5	0	0	0	0	0	1	**5**	0	0	0	0	11
04:00	0	17	0	0	0	0	0	1	1	0	0	0	0	19
05:00	0	**54**	5	0	0	**2**	0	1	3	0	0	0	0	65
06:00	0	44	**6**	0	0	2	0	3	2	0	0	0	0	57
07:00	1	52	2	0	**2**	1	0	2	2	**1**	0	0	0	63
08:00	1	**55**	4	0	1	2	0	**5**	3	0	0	0	0	**71**
09:00	1	50	6	0	1	2	0	4	2	0	0	0	0	66
10:00	*	*	*	*	*	*	*	*	*	*	*	*	*	*
11:00	*	*	*	*	*	*	*	*	*	*	*	*	*	*
12 PM	*	*	*	*	*	*	*	*	*	*	*	*	*	*
13:00	*	*	*	*	*	*	*	*	*	*	*	*	*	*
14:00	*	*	*	*	*	*	*	*	*	*	*	*	*	*
15:00	*	*	*	*	*	*	*	*	*	*	*	*	*	*
16:00	*	*	*	*	*	*	*	*	*	*	*	*	*	*
17:00	*	*	*	*	*	*	*	*	*	*	*	*	*	*
18:00	*	*	*	*	*	*	*	*	*	*	*	*	*	*
19:00	*	*	*	*	*	*	*	*	*	*	*	*	*	*
20:00	*	*	*	*	*	*	*	*	*	*	*	*	*	*
21:00	*	*	*	*	*	*	*	*	*	*	*	*	*	*
22:00	*	*	*	*	*	*	*	*	*	*	*	*	*	*
23:00	*	*	*	*	*	*	*	*	*	*	*	*	*	*
Day Total	4	286	26	0	4	10	0	22	22	1	0	0	0	375
Percent	1.1%	76.3%	6.9%	0.0%	1.1%	2.7%	0.0%	5.9%	5.9%	0.3%	0.0%	0.0%	0.0%	
AM Peak	02:00	08:00	06:00		07:00	05:00		08:00	03:00	07:00				08:00
Vol.	1	55	6		2	2		5	5	1				71
PM Peak Vol.														
Grand Total	33	1634	114	3	63	43	0	96	182	4	0	0	1	2173
Percent	1.5%	75.2%	5.2%	0.1%	2.9%	2.0%	0.0%	4.4%	8.4%	0.2%	0.0%	0.0%	0.0%	

Pioneer Valley Planning Commission
60 Congress Street
Springfield, MA 01104
(413) 781-6045

Location : West Springfield
Operator : AB, MB
Counter # : 1478
Road Class : U0

Site Code: 8809
Station ID:
Progress Ave
S/O Park Ave
Latitude: 0' 0.0000 Undefined

NB

Start Time	Bikes	Cars & Trailers	2 Axle Long	Buses	2 Axle 6 Tire	3 Axle Single	4 Axle Single	<5 Axl Double	5 Axle Double	>6 Axl Double	<6 Axl Multi	6 Axle Multi	>6 Axl Multi	Total
05/09/12	*	*	*	*	*	*	*	*	*	*	*	*	*	*
01:00	*	*	*	*	*	*	*	*	*	*	*	*	*	*
02:00	*	*	*	*	*	*	*	*	*	*	*	*	*	*
03:00	*	*	*	*	*	*	*	*	*	*	*	*	*	*
04:00	*	*	*	*	*	*	*	*	*	*	*	*	*	*
05:00	*	*	*	*	*	*	*	*	*	*	*	*	*	*
06:00	*	*	*	*	*	*	*	*	*	*	*	*	*	*
07:00	*	*	*	*	*	*	*	*	*	*	*	*	*	*
08:00	*	*	*	*	*	*	*	*	*	*	*	*	*	*
09:00	*	*	*	*	*	*	*	*	*	*	*	*	*	*
10:00	*	*	*	*	*	*	*	*	*	*	*	*	*	*
11:00	0	**14**	**2**	0	0	0	0	**1**	0	0	0	0	0	**17**
12 PM	0	20	0	0	1	0	0	**1**	0	0	0	0	0	22
13:00	**1**	13	**5**	0	0	**1**	0	0	0	0	0	0	0	20
14:00	0	16	1	0	1	1	0	1	0	0	0	0	0	20
15:00	0	18	2	0	1	0	0	0	0	0	0	0	0	21
16:00	0	**23**	3	**1**	**2**	0	0	0	0	0	0	0	0	**29**
17:00	0	20	4	0	0	0	0	0	0	0	0	0	0	24
18:00	0	17	0	0	0	0	0	0	0	0	0	0	0	17
19:00	0	2	0	0	0	0	0	0	0	0	0	0	0	2
20:00	0	0	0	0	0	0	0	0	0	0	0	0	0	0
21:00	0	1	0	0	0	0	0	0	0	0	0	0	0	1
22:00	0	0	0	0	0	0	0	0	0	0	0	0	0	0
23:00	0	0	0	0	0	0	0	0	0	0	0	0	0	0
Day Total	1	144	17	1	5	2	0	3	0	0	0	0	0	173
Percent	0.6%	83.2%	9.8%	0.6%	2.9%	1.2%	0.0%	1.7%	0.0%	0.0%	0.0%	0.0%	0.0%	
AM Peak		11:00	11:00					11:00						11:00
Vol.		14	2					1						17
PM Peak	13:00	16:00	13:00	16:00	16:00	13:00		12:00						16:00
Vol.	1	23	5	1	2	1		1						29

Pioneer Valley Planning Commission
60 Congress Street
Springfield, MA 01104
(413) 781-6045

Location : West Springfield
Operator : AB, MB
Counter # : 1478
Road Class : U0

Site Code: 8809
Station ID:
Progress Ave
S/O Park Ave
Latitude: 0' 0.0000 Undefined

NB

Start Time	Bikes	Cars & Trailers	2 Axle Long	Buses	2 Axle 6 Tire	3 Axle Single	4 Axle Single	<5 Axl Double	5 Axle Double	>6 Axl Double	<6 Axl Multi	6 Axle Multi	>6 Axl Multi	Total
05/10/12	0	0	0	0	0	0	0	0	0	0	0	0	0	0
01:00	0	0	0	0	0	0	0	0	0	0	0	0	0	0
02:00	0	0	0	0	0	0	0	0	0	0	0	0	0	0
03:00	0	0	0	0	0	0	0	0	0	0	0	0	0	0
04:00	0	0	0	0	1	0	0	0	0	0	0	0	0	1
05:00	0	0	0	0	0	0	0	0	0	0	0	0	0	0
06:00	0	2	0	**1**	0	**1**	0	0	0	0	0	0	0	4
07:00	0	1	0	1	0	0	0	0	0	0	0	0	0	2
08:00	0	7	2	1	0	0	0	**1**	0	0	0	0	0	11
09:00	0	7	**2**	0	0	0	0	0	0	0	0	0	0	9
10:00	**1**	14	**5**	0	**2**	0	0	1	0	0	0	0	0	**23**
11:00	0	**15**	3	0	1	0	0	0	0	0	0	0	0	19
12 PM	0	23	1	**1**	0	0	0	0	0	0	0	0	0	25
13:00	0	17	**4**	0	0	**1**	0	0	0	0	0	0	0	22
14:00	0	14	2	0	1	1	0	0	0	0	0	0	0	18
15:00	**1**	20	4	0	**2**	0	0	0	0	0	0	0	0	27
16:00	0	**26**	2	0	1	0	0	0	0	0	0	0	0	**29**
17:00	0	25	1	0	0	0	0	0	0	0	0	0	0	26
18:00	0	11	0	0	1	0	0	0	0	0	0	0	0	12
19:00	0	2	0	0	0	0	0	0	0	0	0	0	0	2
20:00	0	1	0	0	0	0	0	0	0	0	0	0	0	1
21:00	0	0	0	0	0	0	0	0	0	0	0	0	0	0
22:00	0	1	0	0	0	0	0	0	0	0	0	0	0	1
23:00	0	0	0	0	0	0	0	0	0	0	0	0	0	0
Day Total	2	186	26	4	9	3	0	2	0	0	0	0	0	232
Percent	0.9%	80.2%	11.2%	1.7%	3.9%	1.3%	0.0%	0.9%	0.0%	0.0%	0.0%	0.0%	0.0%	
AM Peak	10:00	11:00	10:00	06:00	10:00	06:00		08:00						10:00
Vol.	1	15	5	1	2	1		1						23
PM Peak	15:00	16:00	13:00	12:00	15:00	13:00								16:00
Vol.	1	26	4	1	2	1								29

Pioneer Valley Planning Commission
60 Congress Street
Springfield, MA 01104
(413) 781-6045

Location : West Springfield
Operator : AB, MB
Counter # : 1478
Road Class : U0

Site Code: 8809
Station ID:
Progress Ave
S/O Park Ave
Latitude: 0' 0.0000 Undefined

NB

Start Time	Bikes	Cars & Trailers	2 Axle Long	Buses	2 Axle 6 Tire	3 Axle Single	4 Axle Single	<5 Axl Double	5 Axle Double	>6 Axl Double	<6 Axl Multi	6 Axle Multi	>6 Axl Multi	Total
05/11/12	0	0	0	0	0	0	0	0	0	0	0	0	0	0
01:00	0	0	0	0	0	0	0	0	0	0	0	0	0	0
02:00	0	0	0	0	0	0	0	0	0	0	0	0	0	0
03:00	0	0	0	0	0	0	0	0	0	0	0	0	0	0
04:00	0	0	0	0	0	0	0	0	0	0	0	0	0	0
05:00	0	0	0	0	0	0	0	0	0	0	0	0	0	0
06:00	0	1	0	0	**1**	**1**	0	0	0	0	0	0	0	3
07:00	0	1	0	0	0	0	0	0	0	0	0	0	0	1
08:00	0	4	**2**	0	0	0	0	0	0	0	0	0	0	6
09:00	0	**21**	1	0	0	1	0	0	0	0	0	0	0	**23**
10:00	*	*	*	*	*	*	*	*	*	*	*	*	*	*
11:00	*	*	*	*	*	*	*	*	*	*	*	*	*	*
12 PM	*	*	*	*	*	*	*	*	*	*	*	*	*	*
13:00	*	*	*	*	*	*	*	*	*	*	*	*	*	*
14:00	*	*	*	*	*	*	*	*	*	*	*	*	*	*
15:00	*	*	*	*	*	*	*	*	*	*	*	*	*	*
16:00	*	*	*	*	*	*	*	*	*	*	*	*	*	*
17:00	*	*	*	*	*	*	*	*	*	*	*	*	*	*
18:00	*	*	*	*	*	*	*	*	*	*	*	*	*	*
19:00	*	*	*	*	*	*	*	*	*	*	*	*	*	*
20:00	*	*	*	*	*	*	*	*	*	*	*	*	*	*
21:00	*	*	*	*	*	*	*	*	*	*	*	*	*	*
22:00	*	*	*	*	*	*	*	*	*	*	*	*	*	*
23:00	*	*	*	*	*	*	*	*	*	*	*	*	*	*
Day Total	0	27	3	0	1	2	0	0	0	0	0	0	0	33
Percent	0.0%	81.8%	9.1%	0.0%	3.0%	6.1%	0.0%	0.0%	0.0%	0.0%	0.0%	0.0%	0.0%	
AM Peak		09:00	08:00		06:00	06:00								09:00
Vol.		21	2		1	1								23
PM Peak Vol.														
Grand Total	3	357	46	5	15	7	0	5	0	0	0	0	0	438
Percent	0.7%	81.5%	10.5%	1.1%	3.4%	1.6%	0.0%	1.1%	0.0%	0.0%	0.0%	0.0%	0.0%	

Pioneer Valley Planning Commission
60 Congress Street
Springfield, MA 01104
(413) 781-6045

Location : West Springfield
Operator : AB, MB
Counter # : 1478
Road Class : U0

Site Code: 8809
Station ID:
Progress Ave
S/O Park Ave
Latitude: 0' 0.0000 Undefined

SB

Start Time	Bikes	Cars & Trailers	2 Axle Long	Buses	2 Axle 6 Tire	3 Axle Single	4 Axle Single	<5 Axl Double	5 Axle Double	>6 Axl Double	<6 Axl Multi	6 Axle Multi	>6 Axl Multi	Total
05/09/12	*	*	*	*	*	*	*	*	*	*	*	*	*	*
01:00	*	*	*	*	*	*	*	*	*	*	*	*	*	*
02:00	*	*	*	*	*	*	*	*	*	*	*	*	*	*
03:00	*	*	*	*	*	*	*	*	*	*	*	*	*	*
04:00	*	*	*	*	*	*	*	*	*	*	*	*	*	*
05:00	*	*	*	*	*	*	*	*	*	*	*	*	*	*
06:00	*	*	*	*	*	*	*	*	*	*	*	*	*	*
07:00	*	*	*	*	*	*	*	*	*	*	*	*	*	*
08:00	*	*	*	*	*	*	*	*	*	*	*	*	*	*
09:00	*	*	*	*	*	*	*	*	*	*	*	*	*	*
10:00	*	*	*	*	*	*	*	*	*	*	*	*	*	*
11:00	0	**11**	**3**	0	0	0	0	0	0	0	0	0	0	**14**
12 PM	0	**14**	0	0	1	0	0	0	0	0	0	0	0	15
13:00	0	10	**3**	0	**3**	0	0	0	0	0	0	0	0	**16**
14:00	0	10	2	0	0	0	0	0	0	0	0	0	0	12
15:00	0	10	1	0	0	0	0	0	0	0	0	0	0	11
16:00	0	7	1	0	0	0	0	0	0	0	0	0	0	8
17:00	0	4	0	0	0	0	0	0	0	0	0	0	0	4
18:00	0	6	0	0	0	0	0	0	0	0	0	0	0	6
19:00	0	1	1	0	0	0	0	0	0	0	0	0	0	2
20:00	0	0	0	0	0	0	0	0	0	0	0	0	0	0
21:00	0	1	0	0	0	0	0	0	0	0	0	0	0	1
22:00	0	0	0	0	0	0	0	0	0	0	0	0	0	0
23:00	0	0	0	0	0	0	0	0	0	0	0	0	0	0
Day Total	0	74	11	0	4	0	0	0	0	0	0	0	0	89
Percent	0.0%	83.1%	12.4%	0.0%	4.5%	0.0%	0.0%	0.0%	0.0%	0.0%	0.0%	0.0%	0.0%	
AM Peak		11:00	11:00											11:00
Vol.		11	3											14
PM Peak		12:00	13:00		13:00									13:00
Vol.		14	3		3									16

Pioneer Valley Planning Commission
60 Congress Street
Springfield, MA 01104
(413) 781-6045

Location : West Springfield
Operator : AB, MB
Counter # : 1478
Road Class : U0

Site Code: 8809
Station ID:
Progress Ave
S/O Park Ave
Latitude: 0' 0.0000 Undefined

SB

Start Time	Bikes	Cars & Trailers	2 Axle Long	Buses	2 Axle 6 Tire	3 Axle Single	4 Axle Single	<5 Axl Double	5 Axle Double	>6 Axl Double	<6 Axl Multi	6 Axle Multi	>6 Axl Multi	Total
05/10/12	0	0	0	0	0	0	0	0	0	0	0	0	0	0
01:00	0	0	0	0	0	0	0	0	0	0	0	0	0	0
02:00	0	0	0	0	0	0	0	0	0	0	0	0	0	0
03:00	0	0	0	0	0	0	0	0	0	0	0	0	0	0
04:00	0	0	0	0	0	0	0	0	0	0	0	0	0	0
05:00	0	2	1	0	0	**1**	0	0	0	0	0	0	0	4
06:00	0	7	0	0	0	0	0	0	0	0	0	0	0	7
07:00	0	14	2	0	0	0	0	0	0	0	0	0	0	16
08:00	0	**23**	2	0	0	0	0	0	0	0	0	0	0	**25**
09:00	0	18	2	0	0	0	0	0	0	0	0	0	0	20
10:00	**1**	11	**4**	0	**3**	0	0	0	0	0	0	0	0	19
11:00	0	11	1	0	1	0	0	0	0	0	0	0	0	13
12 PM	0	**18**	0	**1**	0	0	0	0	0	0	0	0	0	**19**
13:00	0	4	**2**	0	0	0	0	0	0	0	0	0	0	6
14:00	0	8	0	0	**1**	0	0	**1**	0	0	0	0	0	10
15:00	**1**	9	0	0	0	0	0	0	0	0	0	0	0	10
16:00	0	5	1	0	0	0	0	0	0	0	0	0	0	6
17:00	0	10	0	0	0	0	0	0	0	0	0	0	0	10
18:00	0	1	1	0	0	0	0	0	0	0	0	0	0	2
19:00	0	3	2	0	0	0	0	0	0	0	0	0	0	5
20:00	0	0	0	0	0	0	0	0	0	0	0	0	0	0
21:00	0	0	0	0	0	0	0	0	0	0	0	0	0	0
22:00	0	1	0	0	0	0	0	0	0	0	0	0	0	1
23:00	0	0	0	0	0	0	0	0	0	0	0	0	0	0
Day Total	2	145	18	1	5	1	0	1	0	0	0	0	0	173
Percent	1.2%	83.8%	10.4%	0.6%	2.9%	0.6%	0.0%	0.6%	0.0%	0.0%	0.0%	0.0%	0.0%	
AM Peak	10:00	08:00	10:00		10:00	05:00								08:00
Vol.	1	23	4		3	1								25
PM Peak	15:00	12:00	13:00	12:00	14:00			14:00						12:00
Vol.	1	18	2	1	1			1						19

Pioneer Valley Planning Commission
60 Congress Street
Springfield, MA 01104
(413) 781-6045

Location : West Springfield
Operator : AB, MB
Counter # : 1478
Road Class : U0

Site Code: 8809
Station ID:
Progress Ave
S/O Park Ave
Latitude: 0' 0.0000 Undefined

SB

Start Time	Bikes	Cars & Trailers	2 Axle Long	Buses	2 Axle 6 Tire	3 Axle Single	4 Axle Single	<5 Axl Double	5 Axle Double	>6 Axl Double	<6 Axl Multi	6 Axle Multi	>6 Axl Multi	Total
05/11/12	0	0	0	0	0	0	0	0	0	0	0	0	0	0
01:00	0	0	0	0	0	0	0	0	0	0	0	0	0	0
02:00	0	0	0	0	0	0	0	0	0	0	0	0	0	0
03:00	0	0	0	0	0	0	0	0	0	0	0	0	0	0
04:00	0	0	1	0	0	0	0	0	0	0	0	0	0	1
05:00	0	1	0	0	0	0	0	0	0	0	0	0	0	1
06:00	0	12	0	0	0	0	0	0	0	0	0	0	0	12
07:00	0	13	1	**1**	0	0	0	0	0	0	0	0	0	15
08:00	0	**21**	1	0	**1**	0	0	0	0	0	0	0	0	**23**
09:00	0	15	**6**	0	1	0	0	0	0	0	0	0	0	22
10:00	*	*	*	*	*	*	*	*	*	*	*	*	*	*
11:00	*	*	*	*	*	*	*	*	*	*	*	*	*	*
12 PM	*	*	*	*	*	*	*	*	*	*	*	*	*	*
13:00	*	*	*	*	*	*	*	*	*	*	*	*	*	*
14:00	*	*	*	*	*	*	*	*	*	*	*	*	*	*
15:00	*	*	*	*	*	*	*	*	*	*	*	*	*	*
16:00	*	*	*	*	*	*	*	*	*	*	*	*	*	*
17:00	*	*	*	*	*	*	*	*	*	*	*	*	*	*
18:00	*	*	*	*	*	*	*	*	*	*	*	*	*	*
19:00	*	*	*	*	*	*	*	*	*	*	*	*	*	*
20:00	*	*	*	*	*	*	*	*	*	*	*	*	*	*
21:00	*	*	*	*	*	*	*	*	*	*	*	*	*	*
22:00	*	*	*	*	*	*	*	*	*	*	*	*	*	*
23:00	*	*	*	*	*	*	*	*	*	*	*	*	*	*
Day Total	0	62	9	1	2	0	0	0	0	0	0	0	0	74
Percent	0.0%	83.8%	12.2%	1.4%	2.7%	0.0%	0.0%	0.0%	0.0%	0.0%	0.0%	0.0%	0.0%	
AM Peak		08:00	09:00	07:00	08:00									08:00
Vol.		21	6	1	1									23
PM Peak Vol.														
Grand Total	2	281	38	2	11	1	0	1	0	0	0	0	0	336
Percent	0.6%	83.6%	11.3%	0.6%	3.3%	0.3%	0.0%	0.3%	0.0%	0.0%	0.0%	0.0%	0.0%	

Pioneer Valley Planning Commission
60 Congress Street
Springfield, MA 01104
(413) 781-6045

Location : West Springfield
Operator : AB, MB
Counter # : 1456
Road Class : U0

Site Code: 8811
Station ID:
Sylvan St
S/O Park St
Latitude: 0' 0.0000 Undefined

SB

Start Time	Bikes	Cars & Trailers	2 Axle Long	Buses	2 Axle 6 Tire	3 Axle Single	4 Axle Single	<5 Axl Double	5 Axle Double	>6 Axl Double	<6 Axl Multi	6 Axle Multi	>6 Axl Multi	Total
05/21/12	*	*	*	*	*	*	*	*	*	*	*	*	*	*
01:00	*	*	*	*	*	*	*	*	*	*	*	*	*	*
02:00	*	*	*	*	*	*	*	*	*	*	*	*	*	*
03:00	*	*	*	*	*	*	*	*	*	*	*	*	*	*
04:00	*	*	*	*	*	*	*	*	*	*	*	*	*	*
05:00	*	*	*	*	*	*	*	*	*	*	*	*	*	*
06:00	*	*	*	*	*	*	*	*	*	*	*	*	*	*
07:00	*	*	*	*	*	*	*	*	*	*	*	*	*	*
08:00	*	*	*	*	*	*	*	*	*	*	*	*	*	*
09:00	*	*	*	*	*	*	*	*	*	*	*	*	*	*
10:00	*	*	*	*	*	*	*	*	*	*	*	*	*	*
11:00	0	**12**	**4**	0	**2**	0	0	0	0	0	0	0	0	**18**
12 PM	0	24	3	0	1	0	0	0	0	0	0	0	0	28
13:00	**2**	**28**	**4**	0	1	0	0	0	0	0	0	0	0	**35**
14:00	0	18	4	0	1	0	0	0	**3**	0	0	0	0	26
15:00	0	20	3	0	1	0	0	0	0	0	0	0	0	24
16:00	0	15	1	0	**2**	0	0	0	1	0	0	0	0	19
17:00	0	8	2	0	0	0	**1**	0	1	0	0	0	0	12
18:00	0	5	0	0	0	0	0	0	0	0	0	0	0	5
19:00	0	5	3	0	0	0	0	0	0	0	0	0	0	8
20:00	0	6	1	0	0	**1**	0	0	0	0	0	0	0	8
21:00	0	3	0	0	0	0	0	0	1	0	0	0	0	4
22:00	0	4	0	0	0	0	0	0	1	0	0	0	0	5
23:00	0	1	3	0	0	0	0	0	0	0	0	0	0	4
Day Total	2	149	28	0	8	1	1	0	7	0	0	0	0	196
Percent	1.0%	76.0%	14.3%	0.0%	4.1%	0.5%	0.5%	0.0%	3.6%	0.0%	0.0%	0.0%	0.0%	
AM Peak		11:00	11:00		11:00									11:00
Vol.		12	4		2									18
PM Peak	13:00	13:00	13:00		16:00	20:00	17:00		14:00					13:00
Vol.	2	28	4		2	1	1		3					35

Pioneer Valley Planning Commission
60 Congress Street
Springfield, MA 01104
(413) 781-6045

Location : West Springfield
Operator : AB, MB
Counter # : 1456
Road Class : U0

Site Code: 8811
Station ID:
Sylvan St
S/O Park St
Latitude: 0' 0.0000 Undefined

SB

Start Time	Bikes	Cars & Trailers	2 Axle Long	Buses	2 Axle 6 Tire	3 Axle Single	4 Axle Single	<5 Axl Double	5 Axle Double	>6 Axl Double	<6 Axl Multi	6 Axle Multi	>6 Axl Multi	Total
05/22/12	0	0	1	0	0	0	0	0	0	0	0	0	0	1
01:00	0	2	0	0	0	0	0	1	0	0	0	0	0	3
02:00	0	3	3	1	0	1	0	0	0	0	0	0	0	8
03:00	0	3	3	1	0	0	0	0	0	0	0	0	0	7
04:00	0	5	2	1	0	0	0	1	2	0	0	0	0	11
05:00	0	5	4	1	0	0	0	0	0	0	0	0	0	10
06:00	0	16	5	0	0	0	0	0	1	0	0	0	0	22
07:00	0	35	2	0	1	0	0	0	0	0	0	0	0	38
08:00	0	32	12	0	0	0	0	0	1	0	0	0	0	45
09:00	0	10	6	0	0	1	0	0	0	0	0	0	0	17
10:00	0	22	9	0	2	0	0	0	0	0	0	0	1	34
11:00	0	19	6	0	0	0	0	0	0	0	0	0	0	25
12 PM	0	17	4	0	0	0	0	0	0	0	0	0	0	21
13:00	0	28	6	0	0	0	0	0	0	0	0	0	0	34
14:00	0	17	2	0	1	0	0	0	0	0	0	0	0	20
15:00	0	11	3	0	0	0	0	0	1	0	0	0	0	15
16:00	0	11	3	0	1	0	0	0	0	0	0	0	0	15
17:00	0	12	5	0	0	0	0	0	2	0	0	0	0	19
18:00	0	8	1	0	0	1	0	0	0	0	0	0	0	10
19:00	0	8	1	0	0	0	0	0	0	0	0	0	0	9
20:00	1	5	0	0	0	1	0	1	0	0	0	0	0	8
21:00	0	5	1	0	0	1	0	0	0	0	0	0	0	7
22:00	0	5	0	0	0	0	0	0	0	0	0	0	0	5
23:00	1	4	3	0	0	0	0	2	0	0	0	0	0	10
Day Total	2	283	82	4	5	5	0	5	7	0	0	0	1	394
Percent	0.5%	71.8%	20.8%	1.0%	1.3%	1.3%	0.0%	1.3%	1.8%	0.0%	0.0%	0.0%	0.3%	
AM Peak		07:00	08:00	02:00	10:00	02:00		01:00	04:00				10:00	08:00
Vol.		35	12	1	2	1		1	2				1	45
PM Peak	20:00	13:00	13:00		14:00	18:00		23:00	17:00					13:00
Vol.	1	28	6		1	1		2	2					34

Pioneer Valley Planning Commission
60 Congress Street
Springfield, MA 01104
(413) 781-6045

Location : West Springfield
Operator : AB, MB
Counter # : 1456
Road Class : U0

Site Code: 8811
Station ID:
Sylvan St
S/O Park St
Latitude: 0' 0.0000 Undefined

SB

Start Time	Bikes	Cars & Trailers	2 Axle Long	Buses	2 Axle 6 Tire	3 Axle Single	4 Axle Single	<5 Axl Double	5 Axle Double	>6 Axl Double	<6 Axl Multi	6 Axle Multi	>6 Axl Multi	Total
05/23/12	0	3	1	0	0	0	0	0	**1**	0	0	0	0	5
01:00	0	0	0	0	0	0	0	0	1	0	0	0	0	1
02:00	0	2	0	0	0	0	0	0	0	0	0	0	0	2
03:00	**1**	3	4	0	0	**1**	0	0	1	0	0	0	0	10
04:00	1	4	5	0	0	1	0	0	0	0	0	0	0	11
05:00	0	7	7	0	0	0	**1**	**1**	0	0	0	0	0	16
06:00	0	16	6	**1**	0	0	0	0	0	0	0	0	0	23
07:00	1	28	5	0	0	0	0	0	0	0	0	0	0	34
08:00	0	**33**	**12**	0	**2**	1	0	0	0	0	0	0	0	**48**
09:00	0	25	7	1	2	1	0	0	0	0	0	0	0	36
10:00	0	25	5	0	1	0	0	0	1	0	0	0	0	32
11:00	*	*	*	*	*	*	*	*	*	*	*	*	*	*
12 PM	*	*	*	*	*	*	*	*	*	*	*	*	*	*
13:00	*	*	*	*	*	*	*	*	*	*	*	*	*	*
14:00	*	*	*	*	*	*	*	*	*	*	*	*	*	*
15:00	*	*	*	*	*	*	*	*	*	*	*	*	*	*
16:00	*	*	*	*	*	*	*	*	*	*	*	*	*	*
17:00	*	*	*	*	*	*	*	*	*	*	*	*	*	*
18:00	*	*	*	*	*	*	*	*	*	*	*	*	*	*
19:00	*	*	*	*	*	*	*	*	*	*	*	*	*	*
20:00	*	*	*	*	*	*	*	*	*	*	*	*	*	*
21:00	*	*	*	*	*	*	*	*	*	*	*	*	*	*
22:00	*	*	*	*	*	*	*	*	*	*	*	*	*	*
23:00	*	*	*	*	*	*	*	*	*	*	*	*	*	*
Day Total	3	146	52	2	5	4	1	1	4	0	0	0	0	218
Percent	1.4%	67.0%	23.9%	0.9%	2.3%	1.8%	0.5%	0.5%	1.8%	0.0%	0.0%	0.0%	0.0%	
AM Peak	03:00	08:00	08:00	06:00	08:00	03:00	05:00	05:00	00:00					08:00
Vol.	1	33	12	1	2	1	1	1	1					48
PM Peak Vol.														
Grand Total	7	578	162	6	18	10	2	6	18	0	0	0	1	808
Percent	0.9%	71.5%	20.0%	0.7%	2.2%	1.2%	0.2%	0.7%	2.2%	0.0%	0.0%	0.0%	0.1%	

Pioneer Valley Planning Commission
60 Congress Street
Springfield, MA 01104
(413) 781-6045

Location : West Springfield
Operator : AB, MB
Counter # : 1456
Road Class : U0

Site Code: 8811
Station ID:
Sylvan St
S/O Park St
Latitude: 0' 0.0000 Undefined

NB

Start Time	Bikes	Cars & Trailers	2 Axle Long	Buses	2 Axle 6 Tire	3 Axle Single	4 Axle Single	<5 Axl Double	5 Axle Double	>6 Axl Double	<6 Axl Multi	6 Axle Multi	>6 Axl Multi	Total
05/21/12	*	*	*	*	*	*	*	*	*	*	*	*	*	*
01:00	*	*	*	*	*	*	*	*	*	*	*	*	*	*
02:00	*	*	*	*	*	*	*	*	*	*	*	*	*	*
03:00	*	*	*	*	*	*	*	*	*	*	*	*	*	*
04:00	*	*	*	*	*	*	*	*	*	*	*	*	*	*
05:00	*	*	*	*	*	*	*	*	*	*	*	*	*	*
06:00	*	*	*	*	*	*	*	*	*	*	*	*	*	*
07:00	*	*	*	*	*	*	*	*	*	*	*	*	*	*
08:00	*	*	*	*	*	*	*	*	*	*	*	*	*	*
09:00	*	*	*	*	*	*	*	*	*	*	*	*	*	*
10:00	*	*	*	*	*	*	*	*	*	*	*	*	*	*
11:00	0	**17**	**5**	0	0	0	0	0	0	0	0	0	0	**22**
12 PM	0	22	3	0	**1**	0	0	0	0	0	0	0	0	26
13:00	0	**28**	**7**	0	1	0	0	0	0	0	0	0	0	**36**
14:00	1	18	6	0	1	0	0	**1**	**1**	0	0	0	0	28
15:00	0	20	4	0	0	0	0	0	0	0	0	0	0	24
16:00	0	27	7	0	0	0	0	0	0	0	0	0	0	34
17:00	0	21	5	0	0	0	0	0	0	0	0	0	0	26
18:00	0	11	1	0	0	**1**	0	0	0	0	0	0	0	13
19:00	0	5	4	0	0	0	0	0	0	0	0	0	0	9
20:00	0	1	1	0	0	0	0	0	0	0	0	0	0	2
21:00	1	2	0	0	0	0	0	0	0	0	0	0	0	3
22:00	**2**	4	3	0	0	0	0	0	0	0	0	0	0	9
23:00	0	2	2	0	0	0	0	0	0	0	0	0	0	4
Day Total	4	178	48	0	3	1	0	1	1	0	0	0	0	236
Percent	1.7%	75.4%	20.3%	0.0%	1.3%	0.4%	0.0%	0.4%	0.4%	0.0%	0.0%	0.0%	0.0%	
AM Peak		11:00	11:00											11:00
Vol.		17	5											22
PM Peak	22:00	13:00	13:00		12:00	18:00		14:00	14:00					13:00
Vol.	2	28	7		1	1		1	1					36

Pioneer Valley Planning Commission
60 Congress Street
Springfield, MA 01104
(413) 781-6045

Location : West Springfield
Operator : AB, MB
Counter # : 1456
Road Class : U0

Site Code: 8811
Station ID:
Sylvan St
S/O Park St
Latitude: 0' 0.0000 Undefined

NB

Start Time	Bikes	Cars & Trailers	2 Axle Long	Buses	2 Axle 6 Tire	3 Axle Single	4 Axle Single	<5 Axl Double	5 Axle Double	>6 Axl Double	<6 Axl Multi	6 Axle Multi	>6 Axl Multi	Total
05/22/12	0	0	0	0	0	0	0	0	0	0	0	0	0	0
01:00	0	0	0	0	0	0	0	0	**1**	0	0	0	0	1
02:00	0	3	3	0	0	0	0	0	0	0	0	0	0	6
03:00	1	0	0	0	0	1	0	**1**	0	0	0	0	0	3
04:00	1	1	0	0	0	0	0	1	0	0	0	0	0	3
05:00	0	1	0	0	0	0	0	0	0	0	0	0	0	1
06:00	1	5	0	0	0	0	0	0	0	0	0	0	0	6
07:00	0	8	1	0	0	0	0	0	0	0	0	0	0	9
08:00	0	12	**5**	0	**1**	0	0	0	0	0	0	0	0	18
09:00	0	14	5	0	0	0	0	1	0	0	0	0	0	20
10:00	1	22	5	0	1	1	0	0	0	0	0	0	0	30
11:00	**2**	**25**	4	0	0	**2**	0	0	1	0	0	0	0	**34**
12 PM	**1**	**30**	5	0	1	**1**	0	0	0	0	0	0	0	**38**
13:00	0	24	**6**	0	**2**	0	0	0	0	0	0	0	0	32
14:00	0	28	2	0	0	0	0	0	**1**	**1**	0	0	0	32
15:00	1	15	1	0	2	1	0	0	0	0	0	0	0	20
16:00	0	17	6	0	0	0	0	0	0	0	0	0	0	23
17:00	0	15	3	0	0	0	0	0	0	0	0	0	0	18
18:00	0	11	3	0	0	0	0	0	0	0	0	0	0	14
19:00	1	13	1	0	0	0	0	0	0	0	0	0	0	15
20:00	0	4	1	0	0	0	0	0	0	0	0	0	0	5
21:00	0	4	1	0	0	0	0	0	0	0	0	0	0	5
22:00	1	3	1	0	0	0	0	0	0	0	0	0	0	5
23:00	0	3	1	0	0	0	0	0	0	0	0	0	0	4
Day Total	10	258	54	0	7	6	0	3	3	1	0	0	0	342
Percent	2.9%	75.4%	15.8%	0.0%	2.0%	1.8%	0.0%	0.9%	0.9%	0.3%	0.0%	0.0%	0.0%	
AM Peak	11:00	11:00	08:00		08:00	11:00		03:00	01:00					11:00
Vol.	2	25	5		1	2		1	1					34
PM Peak	12:00	12:00	13:00		13:00	12:00			14:00	14:00				12:00
Vol.	1	30	6		2	1			1	1				38

Pioneer Valley Planning Commission
60 Congress Street
Springfield, MA 01104
(413) 781-6045

Location : West Springfield
Operator : AB, MB
Counter # : 1456
Road Class : U0

Site Code: 8811
Station ID:
Sylvan St
S/O Park St
Latitude: 0' 0.0000 Undefined

NB

Start Time	Bikes	Cars & Trailers	2 Axle Long	Buses	2 Axle 6 Tire	3 Axle Single	4 Axle Single	<5 Axl Double	5 Axle Double	>6 Axl Double	<6 Axl Multi	6 Axle Multi	>6 Axl Multi	Total
05/23/12	0	4	2	0	0	0	0	**1**	0	0	0	0	0	7
01:00	**3**	0	2	0	0	0	0	0	1	0	0	0	0	6
02:00	0	3	1	0	0	0	0	0	0	0	0	0	0	4
03:00	0	1	2	0	0	0	0	0	0	0	0	0	0	3
04:00	0	1	1	0	0	0	0	0	1	0	0	0	0	3
05:00	0	2	0	0	0	0	0	0	**2**	0	0	0	0	4
06:00	1	0	1	0	0	0	0	0	0	0	0	0	0	2
07:00	0	4	1	0	**1**	0	0	0	0	0	0	0	0	6
08:00	0	7	**4**	0	0	0	0	0	0	0	0	0	0	11
09:00	1	15	4	0	1	**1**	0	1	0	0	0	0	0	23
10:00	0	**20**	4	0	0	0	0	0	0	0	0	0	0	**24**
11:00	*	*	*	*	*	*	*	*	*	*	*	*	*	*
12 PM	*	*	*	*	*	*	*	*	*	*	*	*	*	*
13:00	*	*	*	*	*	*	*	*	*	*	*	*	*	*
14:00	*	*	*	*	*	*	*	*	*	*	*	*	*	*
15:00	*	*	*	*	*	*	*	*	*	*	*	*	*	*
16:00	*	*	*	*	*	*	*	*	*	*	*	*	*	*
17:00	*	*	*	*	*	*	*	*	*	*	*	*	*	*
18:00	*	*	*	*	*	*	*	*	*	*	*	*	*	*
19:00	*	*	*	*	*	*	*	*	*	*	*	*	*	*
20:00	*	*	*	*	*	*	*	*	*	*	*	*	*	*
21:00	*	*	*	*	*	*	*	*	*	*	*	*	*	*
22:00	*	*	*	*	*	*	*	*	*	*	*	*	*	*
23:00	*	*	*	*	*	*	*	*	*	*	*	*	*	*
Day Total	5	57	22	0	2	1	0	2	4	0	0	0	0	93
Percent	5.4%	61.3%	23.7%	0.0%	2.2%	1.1%	0.0%	2.2%	4.3%	0.0%	0.0%	0.0%	0.0%	
AM Peak	01:00	10:00	08:00		07:00	09:00		00:00	05:00					10:00
Vol.	3	20	4		1	1		1	2					24
PM Peak Vol.														
Grand Total	19	493	124	0	12	8	0	6	8	1	0	0	0	671
Percent	2.8%	73.5%	18.5%	0.0%	1.8%	1.2%	0.0%	0.9%	1.2%	0.1%	0.0%	0.0%	0.0%	

Pioneer Valley Planning Commission
60 Congress Street
Springfield, MA 01104
(413) 781-6045

Location : West Springfield
Operator : AB, MB
Counter # : 1601
Road Class : U6

Site Code: 9714
Station ID:
Agawam Ave
S/O Rt. 5
Latitude: 0' 0.0000 Undefined

NB

Start Time	Bikes	Cars & Trailers	2 Axle Long	Buses	2 Axle 6 Tire	3 Axle Single	4 Axle Single	<5 Axl Double	5 Axle Double	>6 Axl Double	<6 Axl Multi	6 Axle Multi	>6 Axl Multi	Total
05/21/12	*	*	*	*	*	*	*	*	*	*	*	*	*	*
01:00	*	*	*	*	*	*	*	*	*	*	*	*	*	*
02:00	*	*	*	*	*	*	*	*	*	*	*	*	*	*
03:00	*	*	*	*	*	*	*	*	*	*	*	*	*	*
04:00	*	*	*	*	*	*	*	*	*	*	*	*	*	*
05:00	*	*	*	*	*	*	*	*	*	*	*	*	*	*
06:00	*	*	*	*	*	*	*	*	*	*	*	*	*	*
07:00	*	*	*	*	*	*	*	*	*	*	*	*	*	*
08:00	*	*	*	*	*	*	*	*	*	*	*	*	*	*
09:00	*	*	*	*	*	*	*	*	*	*	*	*	*	*
10:00	*	*	*	*	*	*	*	*	*	*	*	*	*	*
11:00	*	*	*	*	*	*	*	*	*	*	*	*	*	*
12 PM	*	*	*	*	*	*	*	*	*	*	*	*	*	*
13:00	*	*	*	*	*	*	*	*	*	*	*	*	*	*
14:00	0	23	8	0	**3**	0	0	1	0	0	0	0	0	35
15:00	**1**	**39**	**12**	**1**	1	**2**	0	0	1	0	0	0	0	**57**
16:00	0	35	10	0	0	0	0	0	0	0	0	0	0	45
17:00	1	37	6	0	1	0	0	0	1	0	0	0	0	46
18:00	0	20	4	0	1	0	0	0	0	0	0	0	0	25
19:00	0	14	4	0	2	0	0	0	0	0	0	0	0	20
20:00	0	11	2	0	0	0	0	0	0	0	0	0	0	13
21:00	1	6	0	0	0	0	0	2	**4**	0	0	0	0	13
22:00	0	1	0	0	0	0	0	**3**	2	0	0	0	0	6
23:00	0	3	0	0	0	0	0	0	1	0	0	0	0	4
Day Total	3	189	46	1	8	2	0	6	9	0	0	0	0	264
Percent	1.1%	71.6%	17.4%	0.4%	3.0%	0.8%	0.0%	2.3%	3.4%	0.0%	0.0%	0.0%	0.0%	
AM Peak Vol.														
PM Peak Vol.	15:00 1	15:00 39	15:00 12	15:00 1	14:00 3	15:00 2		22:00 3	21:00 4					15:00 57

Pioneer Valley Planning Commission
60 Congress Street
Springfield, MA 01104
(413) 781-6045

Location : West Springfield
Operator : AB, MB
Counter # : 1601
Road Class : U6

Site Code: 9714
Station ID:
Agawam Ave
S/O Rt. 5
Latitude: 0' 0.0000 Undefined

NB

Start Time	Bikes	Cars & Trailers	2 Axle Long	Buses	2 Axle 6 Tire	3 Axle Single	4 Axle Single	<5 Axl Double	5 Axle Double	>6 Axl Double	<6 Axl Multi	6 Axle Multi	>6 Axl Multi	Total
05/22/12	0	0	0	0	0	0	0	0	1	0	0	0	0	1
01:00	0	0	0	0	0	0	0	0	0	0	0	0	0	0
02:00	0	0	0	0	0	0	0	0	0	0	0	0	0	0
03:00	0	0	0	0	0	0	0	0	0	0	0	0	0	0
04:00	0	0	0	0	0	0	0	1	2	0	0	0	0	3
05:00	0	2	0	0	0	0	0	1	1	0	0	0	0	4
06:00	0	8	1	1	1	**1**	0	1	2	0	0	0	0	15
07:00	**1**	18	7	0	1	0	0	1	**3**	0	0	0	0	31
08:00	0	12	7	**2**	**5**	1	0	**2**	2	0	0	0	0	31
09:00	0	22	7	2	2	0	0	2	0	0	0	0	0	35
10:00	0	26	6	2	5	0	0	2	2	0	0	0	0	43
11:00	1	**34**	**14**	1	2	0	0	0	0	0	0	0	0	**52**
12 PM	**1**	41	10	0	1	**2**	0	0	0	0	0	0	0	55
13:00	0	33	**13**	0	**5**	2	0	0	1	0	0	0	0	54
14:00	0	39	12	0	1	0	0	2	0	0	0	0	0	54
15:00	0	45	9	0	3	0	0	0	0	0	0	0	0	57
16:00	0	**53**	10	0	1	0	0	0	0	0	0	0	0	**64**
17:00	1	45	12	0	2	0	0	1	0	0	0	0	0	61
18:00	0	22	4	0	0	0	0	1	0	0	0	0	0	27
19:00	0	13	1	0	2	0	0	0	0	0	0	0	0	16
20:00	0	13	0	0	1	0	0	1	0	0	0	0	0	15
21:00	0	5	1	0	0	0	0	0	0	0	0	0	0	6
22:00	1	5	0	0	0	0	0	**4**	**4**	0	0	0	0	14
23:00	0	3	0	0	0	0	0	0	1	0	0	0	0	4
Day Total	5	439	114	8	32	6	0	19	19	0	0	0	0	642
Percent	0.8%	68.4%	17.8%	1.2%	5.0%	0.9%	0.0%	3.0%	3.0%	0.0%	0.0%	0.0%	0.0%	
AM Peak	07:00	11:00	11:00	08:00	08:00	06:00		08:00	07:00					11:00
Vol.	1	34	14	2	5	1		2	3					52
PM Peak	12:00	16:00	13:00		13:00	12:00		22:00	22:00					16:00
Vol.	1	53	13		5	2		4	4					64

Pioneer Valley Planning Commission
60 Congress Street
Springfield, MA 01104
(413) 781-6045

Location : West Springfield
Operator : AB, MB
Counter # : 1601
Road Class : U6

Site Code: 9714
Station ID:
Agawam Ave
S/O Rt. 5
Latitude: 0' 0.0000 Undefined

NB

Start Time	Bikes	Cars & Trailers	2 Axle Long	Buses	2 Axle 6 Tire	3 Axle Single	4 Axle Single	<5 Axl Double	5 Axle Double	>6 Axl Double	<6 Axl Multi	6 Axle Multi	>6 Axl Multi	Total
05/23/12	0	1	0	0	0	0	0	0	0	0	0	0	0	1
01:00	0	1	0	0	0	0	0	0	1	0	0	0	0	2
02:00	0	0	0	0	0	0	0	0	0	0	0	0	0	0
03:00	0	0	0	0	1	0	0	1	0	0	0	0	0	2
04:00	0	0	0	0	0	0	0	0	0	0	0	0	0	0
05:00	1	2	0	0	0	0	0	1	1	0	0	0	0	5
06:00	0	7	1	**1**	1	0	0	1	**3**	0	0	0	0	14
07:00	0	19	5	0	0	0	0	1	3	0	0	0	0	28
08:00	**2**	24	11	1	2	**1**	0	**2**	2	0	0	0	0	**45**
09:00	0	25	9	1	0	0	0	1	0	0	0	0	0	36
10:00	0	20	7	0	**3**	0	0	1	3	0	0	0	0	34
11:00	1	**29**	**12**	0	2	0	0	0	1	0	0	0	0	45
12 PM	*	*	*	*	*	*	*	*	*	*	*	*	*	*
13:00	*	*	*	*	*	*	*	*	*	*	*	*	*	*
14:00	*	*	*	*	*	*	*	*	*	*	*	*	*	*
15:00	*	*	*	*	*	*	*	*	*	*	*	*	*	*
16:00	*	*	*	*	*	*	*	*	*	*	*	*	*	*
17:00	*	*	*	*	*	*	*	*	*	*	*	*	*	*
18:00	*	*	*	*	*	*	*	*	*	*	*	*	*	*
19:00	*	*	*	*	*	*	*	*	*	*	*	*	*	*
20:00	*	*	*	*	*	*	*	*	*	*	*	*	*	*
21:00	*	*	*	*	*	*	*	*	*	*	*	*	*	*
22:00	*	*	*	*	*	*	*	*	*	*	*	*	*	*
23:00	*	*	*	*	*	*	*	*	*	*	*	*	*	*
Day Total	4	128	45	3	9	1	0	8	14	0	0	0	0	212
Percent	1.9%	60.4%	21.2%	1.4%	4.2%	0.5%	0.0%	3.8%	6.6%	0.0%	0.0%	0.0%	0.0%	
AM Peak	08:00	11:00	11:00	06:00	10:00	08:00		08:00	06:00					08:00
Vol.	2	29	12	1	3	1		2	3					45
PM Peak														
Vol.														
Grand Total	12	756	205	12	49	9	0	33	42	0	0	0	0	1118
Percent	1.1%	67.6%	18.3%	1.1%	4.4%	0.8%	0.0%	3.0%	3.8%	0.0%	0.0%	0.0%	0.0%	

Pioneer Valley Planning Commission
60 Congress Street
Springfield, MA 01104
(413) 781-6045

Location : West Springfield
Operator : AB, MB
Counter # : 1601
Road Class : U6

Site Code: 9714
Station ID:
Agawam Ave
S/O Rt. 5
Latitude: 0' 0.0000 Undefined

SB

Start Time	Bikes	Cars & Trailers	2 Axle Long	Buses	2 Axle 6 Tire	3 Axle Single	4 Axle Single	<5 Axl Double	5 Axle Double	>6 Axl Double	<6 Axl Multi	6 Axle Multi	>6 Axl Multi	Total
05/21/12	*	*	*	*	*	*	*	*	*	*	*	*	*	*
01:00	*	*	*	*	*	*	*	*	*	*	*	*	*	*
02:00	*	*	*	*	*	*	*	*	*	*	*	*	*	*
03:00	*	*	*	*	*	*	*	*	*	*	*	*	*	*
04:00	*	*	*	*	*	*	*	*	*	*	*	*	*	*
05:00	*	*	*	*	*	*	*	*	*	*	*	*	*	*
06:00	*	*	*	*	*	*	*	*	*	*	*	*	*	*
07:00	*	*	*	*	*	*	*	*	*	*	*	*	*	*
08:00	*	*	*	*	*	*	*	*	*	*	*	*	*	*
09:00	*	*	*	*	*	*	*	*	*	*	*	*	*	*
10:00	*	*	*	*	*	*	*	*	*	*	*	*	*	*
11:00	*	*	*	*	*	*	*	*	*	*	*	*	*	*
12 PM	*	*	*	*	*	*	*	*	*	*	*	*	*	*
13:00	*	*	*	*	*	*	*	*	*	*	*	*	*	*
14:00	**1**	**10**	0	0	**1**	0	0	0	0	0	0	0	0	**12**
15:00	0	5	0	0	0	0	0	0	0	0	0	0	0	5
16:00	0	8	0	0	0	0	0	0	0	0	0	0	0	8
17:00	0	6	0	0	0	0	0	0	0	0	0	0	0	6
18:00	0	6	0	0	0	0	0	0	0	0	0	0	0	6
19:00	0	3	0	0	0	0	0	0	0	0	0	0	0	3
20:00	0	1	**1**	0	0	0	0	0	0	0	0	0	0	2
21:00	0	2	0	0	0	0	0	0	0	0	0	0	0	2
22:00	0	1	1	0	0	0	0	0	0	0	0	0	0	2
23:00	0	0	0	0	0	0	0	0	0	0	0	0	0	0
Day Total	1	42	2	0	1	0	0	0	0	0	0	0	0	46
Percent	2.2%	91.3%	4.3%	0.0%	2.2%	0.0%	0.0%	0.0%	0.0%	0.0%	0.0%	0.0%	0.0%	
AM Peak Vol.														
PM Peak Vol.	14:00 1	14:00 10	20:00 1		14:00 1									14:00 12

Pioneer Valley Planning Commission
60 Congress Street
Springfield, MA 01104
(413) 781-6045

Location : West Springfield
Operator : AB, MB
Counter # : 1601
Road Class : U6

Site Code: 9714
Station ID:
Agawam Ave
S/O Rt. 5
Latitude: 0' 0.0000 Undefined

SB

Start Time	Bikes	Cars & Trailers	2 Axle Long	Buses	2 Axle 6 Tire	3 Axle Single	4 Axle Single	<5 Axl Double	5 Axle Double	>6 Axl Double	<6 Axl Multi	6 Axle Multi	>6 Axl Multi	Total
05/22/12	0	1	0	0	0	0	0	0	0	0	0	0	0	1
01:00	0	0	0	0	0	0	0	0	0	0	0	0	0	0
02:00	0	3	0	0	0	0	0	0	0	0	0	0	0	3
03:00	0	1	0	0	0	0	0	0	0	0	0	0	0	1
04:00	0	1	0	0	0	0	0	0	0	0	0	0	0	1
05:00	0	5	1	0	0	1	0	0	0	0	0	0	0	7
06:00	0	5	2	0	0	0	0	0	1	0	0	0	0	8
07:00	0	3	0	0	0	0	0	0	1	0	0	0	0	4
08:00	0	18	2	0	0	0	0	0	0	0	0	0	0	20
09:00	2	15	2	0	0	0	0	0	0	0	0	0	0	19
10:00	0	10	0	0	0	0	0	0	0	0	0	0	0	10
11:00	0	15	2	0	0	0	0	0	0	0	0	0	0	17
12 PM	2	11	4	0	1	0	0	0	0	0	0	0	0	18
13:00	0	12	0	0	0	0	0	0	0	0	0	0	0	12
14:00	0	12	0	0	0	0	0	1	0	0	0	0	0	13
15:00	0	8	1	0	0	0	0	0	0	0	0	0	0	9
16:00	1	7	0	0	0	0	0	0	0	0	0	0	0	8
17:00	0	4	0	0	0	0	0	0	0	0	0	0	0	4
18:00	0	7	0	0	0	0	0	0	0	0	0	0	0	7
19:00	0	1	1	0	0	0	0	0	0	0	0	0	0	2
20:00	0	4	0	0	0	0	0	0	0	0	0	0	0	4
21:00	0	1	0	0	0	0	0	0	0	0	0	0	0	1
22:00	0	1	1	0	0	0	0	0	0	0	0	0	0	2
23:00	0	1	0	0	0	0	0	0	0	0	0	0	0	1
Day Total	5	146	16	0	1	1	0	1	2	0	0	0	0	172
Percent	2.9%	84.9%	9.3%	0.0%	0.6%	0.6%	0.0%	0.6%	1.2%	0.0%	0.0%	0.0%	0.0%	
AM Peak	09:00	08:00	06:00			05:00			06:00					08:00
Vol.	2	18	2			1			1					20
PM Peak	12:00	13:00	12:00		12:00			14:00						12:00
Vol.	2	12	4		1			1						18

Pioneer Valley Planning Commission
60 Congress Street
Springfield, MA 01104
(413) 781-6045

Location : West Springfield
Operator : AB, MB
Counter # : 1601
Road Class : U6

Site Code: 9714
Station ID:
Agawam Ave
S/O Rt. 5
Latitude: 0' 0.0000 Undefined

SB

Start Time	Bikes	Cars & Trailers	2 Axle Long	Buses	2 Axle 6 Tire	3 Axle Single	4 Axle Single	<5 Axl Double	5 Axle Double	>6 Axl Double	<6 Axl Multi	6 Axle Multi	>6 Axl Multi	Total
05/23/12	0	0	0	0	0	0	0	0	0	0	0	0	0	0
01:00	0	0	0	0	0	0	0	0	0	0	0	0	0	0
02:00	0	0	0	0	0	0	0	0	0	0	0	0	0	0
03:00	0	0	0	0	0	0	0	0	0	0	0	0	0	0
04:00	0	1	0	0	0	0	0	0	0	0	0	0	0	1
05:00	0	4	1	0	0	0	0	0	0	0	0	0	0	5
06:00	0	12	**2**	0	0	0	0	0	**1**	0	0	0	0	15
07:00	0	12	0	0	0	0	0	0	0	0	0	0	0	12
08:00	**2**	15	2	0	0	0	0	0	0	0	0	0	0	**19**
09:00	0	14	1	0	**2**	0	0	0	0	0	0	0	0	17
10:00	0	15	1	0	0	0	0	0	0	0	0	0	0	16
11:00	0	**18**	1	0	0	0	0	0	0	0	0	0	0	19
12 PM	*	*	*	*	*	*	*	*	*	*	*	*	*	*
13:00	*	*	*	*	*	*	*	*	*	*	*	*	*	*
14:00	*	*	*	*	*	*	*	*	*	*	*	*	*	*
15:00	*	*	*	*	*	*	*	*	*	*	*	*	*	*
16:00	*	*	*	*	*	*	*	*	*	*	*	*	*	*
17:00	*	*	*	*	*	*	*	*	*	*	*	*	*	*
18:00	*	*	*	*	*	*	*	*	*	*	*	*	*	*
19:00	*	*	*	*	*	*	*	*	*	*	*	*	*	*
20:00	*	*	*	*	*	*	*	*	*	*	*	*	*	*
21:00	*	*	*	*	*	*	*	*	*	*	*	*	*	*
22:00	*	*	*	*	*	*	*	*	*	*	*	*	*	*
23:00	*	*	*	*	*	*	*	*	*	*	*	*	*	*
Day Total	2	91	8	0	2	0	0	0	1	0	0	0	0	104
Percent	1.9%	87.5%	7.7%	0.0%	1.9%	0.0%	0.0%	0.0%	1.0%	0.0%	0.0%	0.0%	0.0%	
AM Peak	08:00	11:00	06:00		09:00				06:00					08:00
Vol.	2	18	2		2				1					19
PM Peak Vol.														
Grand Total	8	279	26	0	4	1	0	1	3	0	0	0	0	322
Percent	2.5%	86.6%	8.1%	0.0%	1.2%	0.3%	0.0%	0.3%	0.9%	0.0%	0.0%	0.0%	0.0%	

Pioneer Valley Planning Commission
60 Congress Street
Springfield, MA 01104
(413) 781-6045

Location : West Springfield
Operator : AB, MB
Counter # :1449
Road Class :U3

Site Code: 8893
Station ID:
Memorial Ave
W/O Circuit Ave
Latitude: 0' 0.0000 Undefined

WB

Start Time	Bikes	Cars & Trailers	2 Axle Long	Buses	2 Axle 6 Tire	3 Axle Single	4 Axle Single	<5 Axl Double	5 Axle Double	>6 Axl Double	<6 Axl Multi	6 Axle Multi	>6 Axl Multi	Total
06/19/12	*	*	*	*	*	*	*	*	*	*	*	*	*	*
01:00	*	*	*	*	*	*	*	*	*	*	*	*	*	*
02:00	*	*	*	*	*	*	*	*	*	*	*	*	*	*
03:00	*	*	*	*	*	*	*	*	*	*	*	*	*	*
04:00	*	*	*	*	*	*	*	*	*	*	*	*	*	*
05:00	*	*	*	*	*	*	*	*	*	*	*	*	*	*
06:00	*	*	*	*	*	*	*	*	*	*	*	*	*	*
07:00	*	*	*	*	*	*	*	*	*	*	*	*	*	*
08:00	*	*	*	*	*	*	*	*	*	*	*	*	*	*
09:00	*	*	*	*	*	*	*	*	*	*	*	*	*	*
10:00	9	476	57	**4**	10	7	0	6	1	0	0	0	0	570
11:00	**16**	**561**	**72**	0	**14**	**11**	**1**	**7**	**2**	0	0	0	0	**684**
12 PM	6	578	**83**	**8**	**16**	**10**	0	5	3	**2**	0	**1**	0	712
13:00	18	533	59	3	7	7	**1**	**8**	2	0	0	0	0	638
14:00	10	580	59	2	4	8	0	8	1	0	**1**	0	0	673
15:00	14	613	78	2	5	9	0	5	**4**	1	1	0	**1**	733
16:00	8	686	76	5	11	6	1	6	2	1	0	0	0	802
17:00	**23**	**719**	54	1	4	10	0	5	1	1	0	0	0	**818**
18:00	4	449	40	0	9	7	0	1	2	0	0	0	0	512
19:00	5	340	21	0	2	3	0	1	1	0	0	0	0	373
20:00	6	293	21	0	2	6	0	0	0	0	0	0	0	328
21:00	4	236	12	0	2	2	0	0	0	0	0	0	0	256
22:00	0	139	9	0	0	0	0	1	0	0	0	0	0	149
23:00	2	80	5	0	0	1	0	0	0	0	0	0	0	88
Day Total	125	6283	646	25	86	87	3	53	19	5	2	1	1	7336
Percent	1.7%	85.6%	8.8%	0.3%	1.2%	1.2%	0.0%	0.7%	0.3%	0.1%	0.0%	0.0%	0.0%	
AM Peak	11:00	11:00	11:00	10:00	11:00	11:00	11:00	11:00	11:00					11:00
Vol.	16	561	72	4	14	11	1	7	2					684
PM Peak	17:00	17:00	12:00	12:00	12:00	12:00	13:00	13:00	15:00	12:00	14:00	12:00	15:00	17:00
Vol.	23	719	83	8	16	10	1	8	4	2	1	1	1	818

Pioneer Valley Planning Commission
60 Congress Street
Springfield, MA 01104
(413) 781-6045

Location : West Springfield
Operator : AB, MB
Counter # :1449
Road Class :U3

Site Code: 8893
Station ID:
Memorial Ave
W/O Circuit Ave
Latitude: 0' 0.0000 Undefined

WB

Start Time	Bikes	Cars & Trailers	2 Axle Long	Buses	2 Axle 6 Tire	3 Axle Single	4 Axle Single	<5 Axl Double	5 Axle Double	>6 Axl Double	<6 Axl Multi	6 Axle Multi	>6 Axl Multi	Total
06/20/12	0	68	5	0	1	0	0	0	0	0	0	0	0	74
01:00	0	38	2	0	0	0	0	0	0	0	0	0	0	40
02:00	0	24	2	0	0	1	0	0	1	0	0	0	0	28
03:00	0	11	3	0	0	0	0	0	0	0	0	0	0	14
04:00	1	27	10	0	0	0	0	1	0	0	0	0	0	39
05:00	0	101	11	1	2	3	0	1	2	0	0	0	0	121
06:00	6	209	31	2	3	7	0	4	5	**1**	0	0	0	268
07:00	13	313	57	3	7	7	**1**	4	2	0	0	0	0	407
08:00	9	366	78	**6**	8	6	0	3	**6**	0	0	**1**	**1**	484
09:00	11	406	**82**	2	8	4	1	5	4	0	**1**	0	1	525
10:00	12	516	62	2	**9**	**11**	0	**9**	1	1	0	0	1	624
11:00	**18**	**541**	71	2	6	11	0	5	3	1	1	0	0	**659**
12 PM	14	595	55	1	9	4	0	3	4	**2**	0	0	0	687
13:00	20	460	56	**4**	12	**15**	0	3	**5**	0	**1**	0	0	576
14:00	**23**	564	75	2	**13**	10	0	2	0	2	0	**1**	**2**	694
15:00	23	568	66	4	9	11	0	**9**	2	1	1	0	0	694
16:00	20	568	**77**	0	8	12	0	7	0	0	1	0	1	694
17:00	16	**624**	51	1	3	13	0	4	5	1	1	0	0	**719**
18:00	9	445	33	1	8	5	0	3	1	0	0	0	0	505
19:00	3	366	28	0	5	1	0	0	0	0	0	0	0	403
20:00	4	315	29	0	3	3	0	1	0	0	0	0	0	355
21:00	3	262	18	0	1	0	0	0	0	0	0	0	0	284
22:00	2	168	8	0	0	1	0	1	0	0	0	0	0	180
23:00	2	90	9	0	0	0	0	0	0	0	0	0	0	101
Day Total	209	7645	919	31	115	125	2	65	41	9	6	2	6	9175
Percent	2.3%	83.3%	10.0%	0.3%	1.3%	1.4%	0.0%	0.7%	0.4%	0.1%	0.1%	0.0%	0.1%	
AM Peak	11:00	11:00	09:00	08:00	10:00	10:00	07:00	10:00	08:00	06:00	09:00	08:00	08:00	11:00
Vol.	18	541	82	6	9	11	1	9	6	1	1	1	1	659
PM Peak	14:00	17:00	16:00	13:00	14:00	13:00		15:00	13:00	12:00	13:00	14:00	14:00	17:00
Vol.	23	624	77	4	13	15		9	5	2	1	1	2	719

Pioneer Valley Planning Commission
60 Congress Street
Springfield, MA 01104
(413) 781-6045

Location : West Springfield
Operator : AB, MB
Counter # :1449
Road Class :U3

Site Code: 8893
Station ID:
Memorial Ave
W/O Circuit Ave
Latitude: 0' 0.0000 Undefined

WB

Start Time	Bikes	Cars & Trailers	2 Axle Long	Buses	2 Axle 6 Tire	3 Axle Single	4 Axle Single	<5 Axl Double	5 Axle Double	>6 Axl Double	<6 Axl Multi	6 Axle Multi	>6 Axl Multi	Total
06/21/12	0	59	8	0	0	0	0	0	0	0	0	0	0	67
01:00	1	39	0	0	1	0	0	0	1	0	0	0	0	42
02:00	1	26	2	0	0	0	0	0	0	0	0	0	0	29
03:00	0	18	4	0	0	1	0	0	0	0	0	0	0	23
04:00	1	25	3	0	0	0	0	0	0	0	0	0	0	29
05:00	1	104	14	0	0	2	0	0	0	0	0	0	0	121
06:00	2	195	32	2	4	5	0	2	3	0	0	0	0	245
07:00	**20**	366	58	**3**	17	9	**1**	4	0	0	0	0	**1**	479
08:00	10	400	67	3	**27**	**16**	1	**8**	**4**	0	**1**	0	0	537
09:00	15	**418**	**77**	2	12	11	0	7	2	**1**	1	**1**	0	**547**
10:00	*	*	*	*	*	*	*	*	*	*	*	*	*	*
11:00	*	*	*	*	*	*	*	*	*	*	*	*	*	*
12 PM	*	*	*	*	*	*	*	*	*	*	*	*	*	*
13:00	*	*	*	*	*	*	*	*	*	*	*	*	*	*
14:00	*	*	*	*	*	*	*	*	*	*	*	*	*	*
15:00	*	*	*	*	*	*	*	*	*	*	*	*	*	*
16:00	*	*	*	*	*	*	*	*	*	*	*	*	*	*
17:00	*	*	*	*	*	*	*	*	*	*	*	*	*	*
18:00	*	*	*	*	*	*	*	*	*	*	*	*	*	*
19:00	*	*	*	*	*	*	*	*	*	*	*	*	*	*
20:00	*	*	*	*	*	*	*	*	*	*	*	*	*	*
21:00	*	*	*	*	*	*	*	*	*	*	*	*	*	*
22:00	*	*	*	*	*	*	*	*	*	*	*	*	*	*
23:00	*	*	*	*	*	*	*	*	*	*	*	*	*	*
Day Total	51	1650	265	10	61	44	2	21	10	1	2	1	1	2119
Percent	2.4%	77.9%	12.5%	0.5%	2.9%	2.1%	0.1%	1.0%	0.5%	0.0%	0.1%	0.0%	0.0%	
AM Peak	07:00	09:00	09:00	07:00	08:00	08:00	07:00	08:00	08:00	09:00	08:00	09:00	07:00	09:00
Vol.	20	418	77	3	27	16	1	8	4	1	1	1	1	547
PM Peak Vol.														
Grand Total	385	15578	1830	66	262	256	7	139	70	15	10	4	8	18630
Percent	2.1%	83.6%	9.8%	0.4%	1.4%	1.4%	0.0%	0.7%	0.4%	0.1%	0.1%	0.0%	0.0%	

Pioneer Valley Planning Commission
60 Congress Street
Springfield, MA 01104
(413) 781-6045

Location : West Springfield
Operator : AB, MB
Counter # :1449
Road Class :U3

Site Code: 8893
Station ID:
Memorial Ave
W/O Circuit Ave
Latitude: 0' 0.0000 Undefined

EB

Start Time	Bikes	Cars & Trailers	2 Axle Long	Buses	2 Axle 6 Tire	3 Axle Single	4 Axle Single	<5 Axl Double	5 Axle Double	>6 Axl Double	<6 Axl Multi	6 Axle Multi	>6 Axl Multi	Total
06/19/12	*	*	*	*	*	*	*	*	*	*	*	*	*	*
01:00	*	*	*	*	*	*	*	*	*	*	*	*	*	*
02:00	*	*	*	*	*	*	*	*	*	*	*	*	*	*
03:00	*	*	*	*	*	*	*	*	*	*	*	*	*	*
04:00	*	*	*	*	*	*	*	*	*	*	*	*	*	*
05:00	*	*	*	*	*	*	*	*	*	*	*	*	*	*
06:00	*	*	*	*	*	*	*	*	*	*	*	*	*	*
07:00	*	*	*	*	*	*	*	*	*	*	*	*	*	*
08:00	*	*	*	*	*	*	*	*	*	*	*	*	*	*
09:00	*	*	*	*	*	*	*	*	*	*	*	*	*	*
10:00	11	450	**60**	2	**14**	**3**	0	**9**	**1**	0	0	0	0	550
11:00	**14**	**521**	53	**5**	10	2	0	7	1	0	0	0	0	**613**
12 PM	18	535	59	2	11	**7**	**1**	5	**3**	0	0	0	0	641
13:00	14	545	57	**6**	7	3	0	**8**	1	0	0	0	0	641
14:00	19	526	**60**	5	**15**	7	0	5	1	0	0	0	0	638
15:00	13	**572**	60	2	8	4	0	1	0	0	0	0	0	660
16:00	**25**	569	58	4	12	4	0	5	3	0	0	0	0	**680**
17:00	17	480	42	2	4	3	0	1	0	0	0	0	0	549
18:00	9	392	37	1	4	3	0	1	0	**1**	0	0	0	448
19:00	8	360	26	2	5	1	0	5	2	0	**1**	0	0	410
20:00	12	313	24	0	6	4	0	1	0	0	0	0	0	360
21:00	7	223	17	1	2	3	0	0	1	0	0	0	0	254
22:00	2	123	3	0	2	0	0	0	0	0	0	0	0	130
23:00	0	70	5	0	1	0	0	1	0	0	0	0	0	77
Day Total	169	5679	561	32	101	44	1	49	13	1	1	0	0	6651
Percent	2.5%	85.4%	8.4%	0.5%	1.5%	0.7%	0.0%	0.7%	0.2%	0.0%	0.0%	0.0%	0.0%	
AM Peak	11:00	11:00	10:00	11:00	10:00	10:00		10:00	10:00					11:00
Vol.	14	521	60	5	14	3		9	1					613
PM Peak	16:00	15:00	14:00	13:00	14:00	12:00	12:00	13:00	12:00	18:00	19:00			16:00
Vol.	25	572	60	6	15	7	1	8	3	1	1			680

Pioneer Valley Planning Commission
60 Congress Street
Springfield, MA 01104
(413) 781-6045

Location : West Springfield
Operator : AB, MB
Counter # :1449
Road Class :U3

Site Code: 8893
Station ID:
Memorial Ave
W/O Circuit Ave
Latitude: 0' 0.0000 Undefined

EB

Start Time	Bikes	Cars & Trailers	2 Axle Long	Buses	2 Axle 6 Tire	3 Axle Single	4 Axle Single	<5 Axl Double	5 Axle Double	>6 Axl Double	<6 Axl Multi	6 Axle Multi	>6 Axl Multi	Total
06/20/12	0	41	1	0	1	0	0	0	1	0	0	0	0	44
01:00	0	24	3	0	1	0	0	1	1	0	0	0	0	30
02:00	0	22	2	0	0	1	0	1	1	0	0	0	0	27
03:00	0	10	2	0	1	3	0	4	0	0	0	0	0	20
04:00	0	40	3	0	1	0	0	0	0	0	0	0	0	44
05:00	0	90	5	0	1	0	0	0	0	0	0	0	0	96
06:00	5	203	51	2	3	4	0	2	3	0	0	0	0	273
07:00	18	430	**77**	0	16	1	0	3	**6**	**1**	0	0	0	552
08:00	12	**490**	74	**4**	7	4	0	**7**	6	0	0	0	0	**604**
09:00	7	468	63	1	5	2	**1**	4	2	1	0	0	0	554
10:00	**22**	439	51	1	12	3	1	4	0	0	0	0	0	533
11:00	22	448	51	4	**20**	**6**	0	5	3	1	0	0	0	560
12 PM	15	467	39	3	10	2	**1**	1	2	**2**	0	0	0	542
13:00	19	**534**	**50**	4	6	5	0	4	**5**	2	0	0	0	**629**
14:00	17	481	47	4	**11**	2	0	4	0	0	**1**	0	0	567
15:00	**25**	488	48	**5**	11	2	0	**6**	0	1	1	0	0	587
16:00	16	533	41	2	8	**10**	1	3	2	0	0	0	0	616
17:00	11	457	36	0	5	2	0	1	0	0	0	0	0	512
18:00	13	377	33	1	4	1	0	1	1	0	0	**1**	0	432
19:00	12	315	24	0	6	1	0	1	0	0	0	0	0	359
20:00	5	338	20	0	4	4	1	0	0	0	0	0	0	372
21:00	4	252	20	0	3	1	0	2	0	0	0	0	0	282
22:00	2	146	10	0	3	0	0	1	0	0	1	0	0	163
23:00	0	78	9	0	1	0	0	1	0	0	0	0	0	89
Day Total	225	7171	760	31	140	54	5	56	33	8	3	1	0	8487
Percent	2.7%	84.5%	9.0%	0.4%	1.6%	0.6%	0.1%	0.7%	0.4%	0.1%	0.0%	0.0%	0.0%	
AM Peak	10:00	08:00	07:00	08:00	11:00	11:00	09:00	08:00	07:00	07:00				08:00
Vol.	22	490	77	4	20	6	1	7	6	1				604
PM Peak	15:00	13:00	13:00	15:00	14:00	16:00	12:00	15:00	13:00	12:00	14:00	18:00		13:00
Vol.	25	534	50	5	11	10	1	6	5	2	1	1		629

Pioneer Valley Planning Commission
60 Congress Street
Springfield, MA 01104
(413) 781-6045

Location : West Springfield
Operator : AB, MB
Counter # :1449
Road Class :U3

Site Code: 8893
Station ID:
Memorial Ave
W/O Circuit Ave
Latitude: 0' 0.0000 Undefined

EB

Start Time	Bikes	Cars & Trailers	2 Axle Long	Buses	2 Axle 6 Tire	3 Axle Single	4 Axle Single	<5 Axl Double	5 Axle Double	>6 Axl Double	<6 Axl Multi	6 Axle Multi	>6 Axl Multi	Total
06/21/12	2	41	6	0	1	0	0	0	0	0	0	0	0	50
01:00	0	33	2	0	1	1	0	0	1	0	0	0	0	38
02:00	0	24	2	0	0	1	0	1	2	0	0	0	0	30
03:00	0	25	2	0	1	1	0	3	0	0	0	0	0	32
04:00	0	29	5	0	0	0	0	2	1	0	0	0	0	37
05:00	0	83	13	1	1	0	0	1	0	0	0	0	0	99
06:00	2	201	42	1	5	4	0	3	2	0	0	0	0	260
07:00	**19**	420	**72**	**3**	**12**	5	0	**8**	4	0	0	0	0	543
08:00	14	450	70	3	11	4	**1**	3	**5**	0	0	0	0	561
09:00	12	**475**	59	1	12	**8**	1	3	2	0	0	0	0	**573**
10:00	*	*	*	*	*	*	*	*	*	*	*	*	*	*
11:00	*	*	*	*	*	*	*	*	*	*	*	*	*	*
12 PM	*	*	*	*	*	*	*	*	*	*	*	*	*	*
13:00	*	*	*	*	*	*	*	*	*	*	*	*	*	*
14:00	*	*	*	*	*	*	*	*	*	*	*	*	*	*
15:00	*	*	*	*	*	*	*	*	*	*	*	*	*	*
16:00	*	*	*	*	*	*	*	*	*	*	*	*	*	*
17:00	*	*	*	*	*	*	*	*	*	*	*	*	*	*
18:00	*	*	*	*	*	*	*	*	*	*	*	*	*	*
19:00	*	*	*	*	*	*	*	*	*	*	*	*	*	*
20:00	*	*	*	*	*	*	*	*	*	*	*	*	*	*
21:00	*	*	*	*	*	*	*	*	*	*	*	*	*	*
22:00	*	*	*	*	*	*	*	*	*	*	*	*	*	*
23:00	*	*	*	*	*	*	*	*	*	*	*	*	*	*
Day Total	49	1781	273	9	44	24	2	24	17	0	0	0	0	2223
Percent	2.2%	80.1%	12.3%	0.4%	2.0%	1.1%	0.1%	1.1%	0.8%	0.0%	0.0%	0.0%	0.0%	
AM Peak	07:00	09:00	07:00	07:00	07:00	09:00	08:00	07:00	08:00					09:00
Vol.	19	475	72	3	12	8	1	8	5					573
PM Peak Vol.														
Grand Total	443	14631	1594	72	285	122	8	129	63	9	4	1	0	17361
Percent	2.6%	84.3%	9.2%	0.4%	1.6%	0.7%	0.0%	0.7%	0.4%	0.1%	0.0%	0.0%	0.0%	

Pioneer Valley Planning Commission
60 Congress Street
Springfield, MA 01104
(413) 781-6045

Location : West Springfield
Operator : AB, MB
Counter # : 1605
Road Class: U3

Site Code: 8967
Station ID:
Memorial Ave
E/O Main St
Latitude: 0' 0.0000 Undefined

EB

Start Time	Bikes	Cars & Trailers	2 Axle Long	Buses	2 Axle 6 Tire	3 Axle Single	4 Axle Single	<5 Axl Double	5 Axle Double	>6 Axl Double	<6 Axl Multi	6 Axle Multi	>6 Axl Multi	Total
06/19/12	*	*	*	*	*	*	*	*	*	*	*	*	*	*
01:00	*	*	*	*	*	*	*	*	*	*	*	*	*	*
02:00	*	*	*	*	*	*	*	*	*	*	*	*	*	*
03:00	*	*	*	*	*	*	*	*	*	*	*	*	*	*
04:00	*	*	*	*	*	*	*	*	*	*	*	*	*	*
05:00	*	*	*	*	*	*	*	*	*	*	*	*	*	*
06:00	*	*	*	*	*	*	*	*	*	*	*	*	*	*
07:00	*	*	*	*	*	*	*	*	*	*	*	*	*	*
08:00	*	*	*	*	*	*	*	*	*	*	*	*	*	*
09:00	19	419	**60**	1	**8**	10	**1**	**9**	3	0	0	**1**	0	531
10:00	18	456	40	1	7	11	1	4	0	0	0	0	**1**	539
11:00	**23**	**469**	27	**2**	4	**19**	1	3	**4**	0	0	1	0	**553**
12 PM	15	450	33	2	4	10	1	1	**4**	0	**2**	0	0	522
13:00	25	473	25	2	3	17	**3**	5	3	0	1	0	1	558
14:00	25	**536**	**35**	0	4	**21**	1	1	1	0	0	0	**2**	**626**
15:00	**34**	441	20	1	1	10	0	**6**	1	0	0	0	0	514
16:00	29	393	27	**3**	5	10	0	4	2	0	0	0	0	473
17:00	18	436	11	0	**6**	11	1	**4**	0	0	2	0	1	490
18:00	19	520	24	1	2	18	0	2	1	0	0	0	0	587
19:00	11	481	23	0	1	11	0	4	2	0	0	0	0	533
20:00	8	486	22	0	5	7	0	2	0	**1**	0	0	0	531
21:00	8	336	17	0	3	4	0	3	3	0	0	0	0	374
22:00	6	166	7	0	2	1	0	2	2	0	0	0	1	187
23:00	4	112	9	0	1	2	0	1	2	0	0	0	0	131
Day Total	262	6174	380	13	56	162	9	51	28	1	5	2	6	7149
Percent	3.7%	86.4%	5.3%	0.2%	0.8%	2.3%	0.1%	0.7%	0.4%	0.0%	0.1%	0.0%	0.1%	
AM Peak	11:00	11:00	09:00	11:00	09:00	11:00	09:00	09:00	11:00			09:00	10:00	11:00
Vol.	23	469	60	2	8	19	1	9	4			1	1	553
PM Peak	15:00	14:00	14:00	16:00	17:00	14:00	13:00	15:00	12:00	20:00	12:00		14:00	14:00
Vol.	34	536	35	3	6	21	3	6	4	1	2		2	626

Pioneer Valley Planning Commission
60 Congress Street
Springfield, MA 01104
(413) 781-6045

Location : West Springfield
Operator : AB, MB
Counter # : 1605
Road Class: U3

Site Code: 8967
Station ID:
Memorial Ave
E/O Main St
Latitude: 0' 0.0000 Undefined

EB

Start Time	Bikes	Cars & Trailers	2 Axle Long	Buses	2 Axle 6 Tire	3 Axle Single	4 Axle Single	<5 Axl Double	5 Axle Double	>6 Axl Double	<6 Axl Multi	6 Axle Multi	>6 Axl Multi	Total
06/20/12	0	48	1	0	1	0	0	1	4	0	0	0	0	55
01:00	0	29	4	0	0	1	0	1	2	0	0	0	0	37
02:00	0	27	0	0	0	1	0	2	4	0	0	0	0	34
03:00	0	20	4	0	2	3	0	**8**	1	0	0	0	0	38
04:00	0	49	2	0	2	0	0	1	5	0	0	0	0	59
05:00	0	108	12	1	3	1	0	3	3	0	0	0	0	131
06:00	5	249	40	0	2	6	0	5	5	0	0	0	0	312
07:00	13	411	50	2	**11**	10	**1**	4	5	**2**	**1**	**2**	0	512
08:00	15	423	40	1	11	**19**	1	5	**7**	0	0	0	0	522
09:00	15	480	**53**	**3**	11	5	0	7	6	1	1	0	0	582
10:00	**21**	286	35	2	3	9	0	1	2	1	1	1	**1**	363
11:00	20	**498**	43	0	8	18	0	3	1	0	1	1	1	**594**
12 PM	**33**	501	28	**2**	4	14	0	3	2	0	0	0	**2**	589
13:00	29	529	28	1	**6**	**19**	**3**	4	1	0	**3**	0	2	625
14:00	22	472	**36**	1	5	14	0	**5**	1	**1**	1	0	0	558
15:00	24	451	25	2	2	16	1	0	2	0	0	0	0	523
16:00	29	447	21	2	0	10	0	3	**3**	0	1	0	1	517
17:00	21	**559**	30	1	4	16	1	2	2	1	0	0	0	**637**
18:00	17	506	27	1	1	14	0	4	1	0	0	0	0	571
19:00	8	476	22	0	4	11	0	1	1	0	0	0	0	523
20:00	9	444	20	0	1	15	0	1	1	0	1	0	0	492
21:00	8	375	14	0	2	6	1	2	2	0	0	0	0	410
22:00	7	200	8	0	2	0	0	1	0	0	0	0	0	218
23:00	3	124	7	0	1	2	0	1	0	0	0	0	0	138
Day Total	299	7712	550	19	86	210	8	68	61	6	10	4	7	9040
Percent	3.3%	85.3%	6.1%	0.2%	1.0%	2.3%	0.1%	0.8%	0.7%	0.1%	0.1%	0.0%	0.1%	
AM Peak	10:00	11:00	09:00	09:00	07:00	08:00	07:00	03:00	08:00	07:00	07:00	07:00	10:00	11:00
Vol.	21	498	53	3	11	19	1	8	7	2	1	2	1	594
PM Peak	12:00	17:00	14:00	12:00	13:00	13:00	13:00	14:00	16:00	14:00	13:00		12:00	17:00
Vol.	33	559	36	2	6	19	3	5	3	1	3		2	637

Pioneer Valley Planning Commission
60 Congress Street
Springfield, MA 01104
(413) 781-6045

Location : West Springfield
Operator : AB, MB
Counter # : 1605
Road Class: U3

Site Code: 8967
Station ID:
Memorial Ave
E/O Main St
Latitude: 0' 0.0000 Undefined

EB

Start Time	Bikes	Cars & Trailers	2 Axle Long	Buses	2 Axle 6 Tire	3 Axle Single	4 Axle Single	<5 Axl Double	5 Axle Double	>6 Axl Double	<6 Axl Multi	6 Axle Multi	>6 Axl Multi	Total
06/21/12	1	51	4	0	0	0	0	0	**2**	0	0	0	0	58
01:00	2	31	2	0	0	1	0	0	0	0	0	0	0	36
02:00	1	35	2	0	0	1	0	0	0	0	0	0	0	39
03:00	2	35	2	0	1	1	0	0	0	0	0	0	0	41
04:00	3	47	3	0	0	1	0	0	0	0	0	0	0	54
05:00	5	113	6	0	1	2	0	1	0	0	0	0	0	128
06:00	16	276	21	**1**	1	6	**1**	1	1	0	0	0	**1**	325
07:00	25	439	22	1	2	**12**	1	4	2	0	**1**	0	0	509
08:00	**26**	431	**33**	1	**6**	11	1	3	1	**1**	0	0	0	514
09:00	23	**491**	33	1	6	10	0	**5**	2	1	0	**1**	1	**574**
10:00	*	*	*	*	*	*	*	*	*	*	*	*	*	*
11:00	*	*	*	*	*	*	*	*	*	*	*	*	*	*
12 PM	*	*	*	*	*	*	*	*	*	*	*	*	*	*
13:00	*	*	*	*	*	*	*	*	*	*	*	*	*	*
14:00	*	*	*	*	*	*	*	*	*	*	*	*	*	*
15:00	*	*	*	*	*	*	*	*	*	*	*	*	*	*
16:00	*	*	*	*	*	*	*	*	*	*	*	*	*	*
17:00	*	*	*	*	*	*	*	*	*	*	*	*	*	*
18:00	*	*	*	*	*	*	*	*	*	*	*	*	*	*
19:00	*	*	*	*	*	*	*	*	*	*	*	*	*	*
20:00	*	*	*	*	*	*	*	*	*	*	*	*	*	*
21:00	*	*	*	*	*	*	*	*	*	*	*	*	*	*
22:00	*	*	*	*	*	*	*	*	*	*	*	*	*	*
23:00	*	*	*	*	*	*	*	*	*	*	*	*	*	*
Day Total	104	1949	128	4	17	45	3	14	8	2	1	1	2	2278
Percent	4.6%	85.6%	5.6%	0.2%	0.7%	2.0%	0.1%	0.6%	0.4%	0.1%	0.0%	0.0%	0.1%	
AM Peak	08:00	09:00	08:00	06:00	08:00	07:00	06:00	09:00	00:00	08:00	07:00	09:00	06:00	09:00
Vol.	26	491	33	1	6	12	1	5	2	1	1	1	1	574
PM Peak Vol.														
Grand Total	665	15835	1058	36	159	417	20	133	97	9	16	7	15	18467
Percent	3.6%	85.7%	5.7%	0.2%	0.9%	2.3%	0.1%	0.7%	0.5%	0.0%	0.1%	0.0%	0.1%	

Pioneer Valley Planning Commission
60 Congress Street
Springfield, MA 01104
(413) 781-6045

Location : West Springfield
Operator : AB, MB
Counter # : 1605
Road Class: U3

Site Code: 8967
Station ID:
Memorial Ave
E/O Main St
Latitude: 0' 0.0000 Undefined

WB

Start Time	Bikes	Cars & Trailers	2 Axle Long	Buses	2 Axle 6 Tire	3 Axle Single	4 Axle Single	<5 Axl Double	5 Axle Double	>6 Axl Double	<6 Axl Multi	6 Axle Multi	>6 Axl Multi	Total
06/19/12	*	*	*	*	*	*	*	*	*	*	*	*	*	*
01:00	*	*	*	*	*	*	*	*	*	*	*	*	*	*
02:00	*	*	*	*	*	*	*	*	*	*	*	*	*	*
03:00	*	*	*	*	*	*	*	*	*	*	*	*	*	*
04:00	*	*	*	*	*	*	*	*	*	*	*	*	*	*
05:00	*	*	*	*	*	*	*	*	*	*	*	*	*	*
06:00	*	*	*	*	*	*	*	*	*	*	*	*	*	*
07:00	*	*	*	*	*	*	*	*	*	*	*	*	*	*
08:00	*	*	*	*	*	*	*	*	*	*	*	*	*	*
09:00	25	539	**97**	**9**	20	**15**	0	9	**6**	0	0	0	0	720
10:00	27	555	80	3	20	8	**2**	**10**	3	**1**	0	0	0	709
11:00	**39**	**575**	64	3	**24**	8	0	9	2	0	0	**1**	0	**725**
12 PM	26	506	**62**	2	13	8	1	7	3	0	0	0	0	628
13:00	**29**	466	53	2	11	9	1	8	2	0	1	0	0	582
14:00	27	**561**	58	3	**17**	8	**3**	**11**	**5**	0	**3**	0	0	**696**
15:00	17	507	42	2	7	7	2	5	4	**2**	0	**1**	0	596
16:00	28	479	37	**4**	8	**12**	1	4	3	1	0	0	0	577
17:00	21	552	42	3	6	9	0	4	1	0	0	1	0	639
18:00	18	464	49	1	14	11	0	9	0	0	1	0	0	567
19:00	13	418	50	3	7	2	0	7	1	0	0	0	0	501
20:00	15	361	42	0	5	3	0	2	3	0	0	0	0	431
21:00	6	232	27	0	6	2	0	0	0	0	0	0	0	273
22:00	1	171	17	0	1	1	0	2	2	0	0	0	**1**	196
23:00	0	101	10	0	1	2	0	1	3	0	0	0	0	118
Day Total	292	6487	730	35	160	105	10	88	38	4	5	3	1	7958
Percent	3.7%	81.5%	9.2%	0.4%	2.0%	1.3%	0.1%	1.1%	0.5%	0.1%	0.1%	0.0%	0.0%	
AM Peak	11:00	11:00	09:00	09:00	11:00	09:00	10:00	10:00	09:00	10:00		11:00		11:00
Vol.	39	575	97	9	24	15	2	10	6	1		1		725
PM Peak	13:00	14:00	12:00	16:00	14:00	16:00	14:00	14:00	14:00	15:00	14:00	15:00	22:00	14:00
Vol.	29	561	62	4	17	12	3	11	5	2	3	1	1	696

Pioneer Valley Planning Commission
60 Congress Street
Springfield, MA 01104
(413) 781-6045

Location : West Springfield
Operator : AB, MB
Counter # : 1605
Road Class: U3

Site Code: 8967
Station ID:
Memorial Ave
E/O Main St
Latitude: 0' 0.0000 Undefined

WB

Start Time	Bikes	Cars & Trailers	2 Axle Long	Buses	2 Axle 6 Tire	3 Axle Single	4 Axle Single	<5 Axl Double	5 Axle Double	>6 Axl Double	<6 Axl Multi	6 Axle Multi	>6 Axl Multi	Total
06/20/12	0	89	5	0	2	0	0	1	2	0	0	0	0	99
01:00	0	36	2	0	2	0	0	0	3	0	0	0	0	43
02:00	0	38	4	1	0	1	0	1	1	0	0	0	0	46
03:00	0	18	6	0	0	0	0	6	4	0	0	1	0	35
04:00	1	54	11	0	0	0	0	1	2	0	0	0	0	69
05:00	4	148	40	2	12	2	0	7	5	0	0	0	0	220
06:00	12	290	79	4	7	3	1	9	6	0	0	0	1	412
07:00	22	469	77	5	17	7	0	4	11	1	1	0	0	614
08:00	23	485	87	3	23	7	1	7	4	0	0	0	0	640
09:00	15	506	85	5	14	6	0	8	2	1	1	0	0	643
10:00	25	377	48	1	12	3	1	9	1	0	0	0	1	478
11:00	32	569	76	3	20	11	1	13	6	1	1	0	0	733
12 PM	31	578	67	5	8	14	0	3	5	0	0	0	2	713
13:00	30	495	52	6	14	7	0	6	1	2	1	0	0	614
14:00	22	552	65	7	10	14	2	6	3	0	0	0	1	682
15:00	20	530	77	5	17	8	0	7	5	0	0	0	1	670
16:00	17	554	64	3	10	4	0	5	3	0	0	0	0	660
17:00	32	633	63	2	4	8	0	10	1	0	0	0	1	754
18:00	22	530	48	2	10	6	0	12	1	0	0	0	0	631
19:00	16	419	37	1	9	4	0	4	0	0	0	0	0	490
20:00	8	401	38	0	6	6	0	5	0	0	0	0	0	464
21:00	10	288	29	0	4	4	0	1	1	0	0	0	0	337
22:00	3	203	12	0	0	0	0	1	2	0	0	0	0	221
23:00	3	99	11	0	0	0	0	1	1	0	0	0	0	115
Day Total	348	8361	1083	55	201	115	6	127	70	5	4	1	7	10383
Percent	3.4%	80.5%	10.4%	0.5%	1.9%	1.1%	0.1%	1.2%	0.7%	0.0%	0.0%	0.0%	0.1%	
AM Peak	11:00	11:00	08:00	07:00	08:00	11:00	06:00	11:00	07:00	07:00	07:00	03:00	06:00	11:00
Vol.	32	569	87	5	23	11	1	13	11	1	1	1	1	733
PM Peak	17:00	17:00	15:00	14:00	15:00	12:00	14:00	18:00	12:00	13:00	13:00		12:00	17:00
Vol.	32	633	77	7	17	14	2	12	5	2	1		2	754

Pioneer Valley Planning Commission
60 Congress Street
Springfield, MA 01104
(413) 781-6045

Location : West Springfield
Operator : AB, MB
Counter # : 1605
Road Class: U3

Site Code: 8967
Station ID:
Memorial Ave
E/O Main St
Latitude: 0' 0.0000 Undefined

WB

Start Time	Bikes	Cars & Trailers	2 Axle Long	Buses	2 Axle 6 Tire	3 Axle Single	4 Axle Single	<5 Axl Double	5 Axle Double	>6 Axl Double	<6 Axl Multi	6 Axle Multi	>6 Axl Multi	Total
06/21/12	0	77	8	0	0	0	0	1	2	0	0	0	0	88
01:00	2	33	4	0	1	1	0	1	0	0	0	0	0	42
02:00	2	43	5	0	1	1	0	1	0	0	0	0	0	53
03:00	1	32	4	0	1	0	0	0	0	0	0	0	0	38
04:00	3	52	8	0	2	1	0	1	0	0	0	0	0	67
05:00	10	172	26	1	4	4	0	2	1	0	0	0	0	220
06:00	12	354	37	4	10	4	0	6	1	0	0	0	**1**	429
07:00	24	499	55	4	11	7	0	8	2	**1**	0	0	0	611
08:00	25	501	59	5	**14**	11	0	**9**	**4**	1	**1**	0	1	631
09:00	**27**	**573**	**60**	**6**	13	**12**	0	9	2	1	0	0	1	**704**
10:00	*	*	*	*	*	*	*	*	*	*	*	*	*	*
11:00	*	*	*	*	*	*	*	*	*	*	*	*	*	*
12 PM	*	*	*	*	*	*	*	*	*	*	*	*	*	*
13:00	*	*	*	*	*	*	*	*	*	*	*	*	*	*
14:00	*	*	*	*	*	*	*	*	*	*	*	*	*	*
15:00	*	*	*	*	*	*	*	*	*	*	*	*	*	*
16:00	*	*	*	*	*	*	*	*	*	*	*	*	*	*
17:00	*	*	*	*	*	*	*	*	*	*	*	*	*	*
18:00	*	*	*	*	*	*	*	*	*	*	*	*	*	*
19:00	*	*	*	*	*	*	*	*	*	*	*	*	*	*
20:00	*	*	*	*	*	*	*	*	*	*	*	*	*	*
21:00	*	*	*	*	*	*	*	*	*	*	*	*	*	*
22:00	*	*	*	*	*	*	*	*	*	*	*	*	*	*
23:00	*	*	*	*	*	*	*	*	*	*	*	*	*	*
Day Total	106	2336	266	20	57	41	0	38	12	3	1	0	3	2883
Percent	3.7%	81.0%	9.2%	0.7%	2.0%	1.4%	0.0%	1.3%	0.4%	0.1%	0.0%	0.0%	0.1%	
AM Peak	09:00	09:00	09:00	09:00	08:00	09:00		08:00	08:00	07:00	08:00		06:00	09:00
Vol.	27	573	60	6	14	12		9	4	1	1		1	704
PM Peak Vol.														
Grand Total	746	17184	2079	110	418	261	16	253	120	12	10	4	11	21224
Percent	3.5%	81.0%	9.8%	0.5%	2.0%	1.2%	0.1%	1.2%	0.6%	0.1%	0.0%	0.0%	0.1%	

Pioneer Valley Planning Commission
60 Congress Street
Springfield, MA 01104
(413) 781-6045

Location : West Springfield
Operator : AB, MB
Counter # : 1477
Road Class : U6

Site Code: 9049
Station ID:
Day St
W/O Union St
Latitude: 0' 0.0000 Undefined

WB

Start Time	Bikes	Cars & Trailers	2 Axle Long	Buses	2 Axle 6 Tire	3 Axle Single	4 Axle Single	<5 Axl Double	5 Axle Double	>6 Axl Double	<6 Axl Multi	6 Axle Multi	>6 Axl Multi	Total
06/19/12	*	*	*	*	*	*	*	*	*	*	*	*	*	*
01:00	*	*	*	*	*	*	*	*	*	*	*	*	*	*
02:00	*	*	*	*	*	*	*	*	*	*	*	*	*	*
03:00	*	*	*	*	*	*	*	*	*	*	*	*	*	*
04:00	*	*	*	*	*	*	*	*	*	*	*	*	*	*
05:00	*	*	*	*	*	*	*	*	*	*	*	*	*	*
06:00	*	*	*	*	*	*	*	*	*	*	*	*	*	*
07:00	*	*	*	*	*	*	*	*	*	*	*	*	*	*
08:00	*	*	*	*	*	*	*	*	*	*	*	*	*	*
09:00	*	*	*	*	*	*	*	*	*	*	*	*	*	*
10:00	2	**4**	3	**1**	2	1	0	0	9	0	0	0	0	22
11:00	**4**	3	**4**	0	**3**	**6**	**1**	0	**12**	0	0	0	0	**33**
12 PM	0	6	3	0	1	1	0	0	**12**	0	0	0	**1**	24
13:00	**2**	6	3	0	1	0	**1**	0	11	0	0	0	0	24
14:00	2	**8**	**6**	0	**2**	0	0	0	10	0	0	0	0	**28**
15:00	0	7	2	0	0	0	0	0	5	0	0	0	0	14
16:00	2	6	4	0	0	0	0	0	6	0	0	0	1	19
17:00	0	3	2	0	0	1	0	0	10	**2**	0	0	0	18
18:00	1	2	1	0	0	**2**	0	0	4	0	0	0	0	10
19:00	0	3	0	0	0	1	0	0	4	0	0	0	0	8
20:00	0	2	0	0	0	0	0	0	0	0	0	0	0	2
21:00	2	0	0	0	2	0	0	0	3	0	0	0	0	7
22:00	1	1	2	0	0	0	0	**4**	2	0	0	0	0	10
23:00	0	2	0	0	0	0	0	0	0	0	0	0	0	2
Day Total	16	53	30	1	11	12	2	4	88	2	0	0	2	221
Percent	7.2%	24.0%	13.6%	0.5%	5.0%	5.4%	0.9%	1.8%	39.8%	0.9%	0.0%	0.0%	0.9%	
AM Peak	11:00	10:00	11:00	10:00	11:00	11:00	11:00		11:00					11:00
Vol.	4	4	4	1	3	6	1		12					33
PM Peak	13:00	14:00	14:00		14:00	18:00	13:00	22:00	12:00	17:00			12:00	14:00
Vol.	2	8	6		2	2	1	4	12	2			1	28

Pioneer Valley Planning Commission
60 Congress Street
Springfield, MA 01104
(413) 781-6045

Location : West Springfield
Operator : AB, MB
Counter # : 1477
Road Class : U6

Site Code: 9049
Station ID:
Day St
W/O Union St
Latitude: 0' 0.0000 Undefined

WB

Start Time	Bikes	Cars & Trailers	2 Axle Long	Buses	2 Axle 6 Tire	3 Axle Single	4 Axle Single	<5 Axl Double	5 Axle Double	>6 Axl Double	<6 Axl Multi	6 Axle Multi	>6 Axl Multi	Total
06/20/12	1	0	0	0	0	0	**1**	1	1	0	0	0	0	4
01:00	0	0	0	**1**	0	0	0	**2**	1	0	0	0	0	4
02:00	0	0	1	0	0	1	0	0	0	0	0	0	0	2
03:00	0	3	1	0	0	0	1	0	0	0	0	0	0	5
04:00	0	2	2	0	0	0	0	0	0	0	0	0	0	4
05:00	0	2	2	0	0	2	0	1	0	0	0	0	0	7
06:00	1	6	3	0	**3**	**8**	1	0	2	0	0	0	0	24
07:00	0	8	4	0	0	6	0	1	3	0	0	0	0	22
08:00	0	7	0	0	0	1	0	0	7	0	0	0	0	15
09:00	2	4	**7**	0	0	4	0	1	**11**	0	0	0	0	29
10:00	**3**	**10**	6	0	2	2	0	1	8	0	0	0	0	**32**
11:00	0	6	3	0	2	1	0	0	10	0	0	0	0	22
12 PM	1	**8**	3	0	1	3	0	2	**22**	0	0	0	0	**40**
13:00	6	6	**10**	**2**	**2**	**5**	0	1	8	0	0	0	0	40
14:00	3	7	4	0	1	5	0	0	15	**1**	0	0	0	36
15:00	**7**	4	6	0	0	3	0	1	12	0	0	0	0	33
16:00	0	4	2	0	0	0	0	0	7	0	0	0	0	13
17:00	0	2	3	0	1	4	0	0	11	0	0	0	0	21
18:00	0	4	1	0	0	0	0	0	1	0	0	0	0	6
19:00	0	2	2	0	0	0	0	0	5	0	0	0	0	9
20:00	0	4	2	0	0	0	0	0	2	0	0	0	0	8
21:00	0	1	4	0	0	1	0	1	0	0	0	0	0	7
22:00	3	2	1	0	1	1	0	**4**	1	0	0	0	0	13
23:00	0	1	0	0	0	0	0	0	0	0	0	0	0	1
Day Total	27	93	67	3	13	47	3	16	127	1	0	0	0	397
Percent	6.8%	23.4%	16.9%	0.8%	3.3%	11.8%	0.8%	4.0%	32.0%	0.3%	0.0%	0.0%	0.0%	
AM Peak	10:00	10:00	09:00	01:00	06:00	06:00	00:00	01:00	09:00					10:00
Vol.	3	10	7	1	3	8	1	2	11					32
PM Peak	15:00	12:00	13:00	13:00	13:00	13:00		22:00	12:00	14:00				12:00
Vol.	7	8	10	2	2	5		4	22	1				40

Pioneer Valley Planning Commission
60 Congress Street
Springfield, MA 01104
(413) 781-6045

Location : West Springfield
Operator : AB, MB
Counter # : 1477
Road Class : U6

Site Code: 9049
Station ID:
Day St
W/O Union St
Latitude: 0' 0.0000 Undefined

WB

Start Time	Bikes	Cars & Trailers	2 Axle Long	Buses	2 Axle 6 Tire	3 Axle Single	4 Axle Single	<5 Axl Double	5 Axle Double	>6 Axl Double	<6 Axl Multi	6 Axle Multi	>6 Axl Multi	Total
06/21/12	1	0	1	0	0	1	0	0	0	0	0	0	0	3
01:00	0	0	0	0	1	0	0	**5**	1	0	0	0	0	7
02:00	0	1	0	0	0	0	0	0	0	0	0	0	0	1
03:00	0	2	0	0	0	0	0	0	0	0	0	0	0	2
04:00	0	1	2	0	0	1	0	0	0	0	0	0	0	4
05:00	0	2	3	0	1	**8**	0	2	2	0	0	0	0	18
06:00	0	6	5	0	1	7	0	0	3	0	0	0	0	22
07:00	**5**	9	4	0	1	5	0	0	3	0	0	0	**2**	**29**
08:00	1	2	**9**	0	1	4	0	0	7	0	0	0	0	24
09:00	0	6	8	0	1	2	0	0	10	0	0	0	0	27
10:00	0	**10**	2	**1**	**3**	1	0	0	**11**	0	0	0	0	28
11:00	*	*	*	*	*	*	*	*	*	*	*	*	*	*
12 PM	*	*	*	*	*	*	*	*	*	*	*	*	*	*
13:00	*	*	*	*	*	*	*	*	*	*	*	*	*	*
14:00	*	*	*	*	*	*	*	*	*	*	*	*	*	*
15:00	*	*	*	*	*	*	*	*	*	*	*	*	*	*
16:00	*	*	*	*	*	*	*	*	*	*	*	*	*	*
17:00	*	*	*	*	*	*	*	*	*	*	*	*	*	*
18:00	*	*	*	*	*	*	*	*	*	*	*	*	*	*
19:00	*	*	*	*	*	*	*	*	*	*	*	*	*	*
20:00	*	*	*	*	*	*	*	*	*	*	*	*	*	*
21:00	*	*	*	*	*	*	*	*	*	*	*	*	*	*
22:00	*	*	*	*	*	*	*	*	*	*	*	*	*	*
23:00	*	*	*	*	*	*	*	*	*	*	*	*	*	*
Day Total	7	39	34	1	9	29	0	7	37	0	0	0	2	165
Percent	4.2%	23.6%	20.6%	0.6%	5.5%	17.6%	0.0%	4.2%	22.4%	0.0%	0.0%	0.0%	1.2%	
AM Peak	07:00	10:00	08:00	10:00	10:00	05:00		01:00	10:00				07:00	07:00
Vol.	5	10	9	1	3	8		5	11				2	29
PM Peak Vol.														
Grand Total	50	185	131	5	33	88	5	27	252	3	0	0	4	783
Percent	6.4%	23.6%	16.7%	0.6%	4.2%	11.2%	0.6%	3.4%	32.2%	0.4%	0.0%	0.0%	0.5%	

Pioneer Valley Planning Commission
60 Congress Street
Springfield, MA 01104
(413) 781-6045

Location : West Springfield
Operator : AB, MB
Counter # : 1477
Road Class : U6

Site Code: 9049
Station ID:
Day St
W/O Union St
Latitude: 0' 0.0000 Undefined

EB

Start Time	Bikes	Cars & Trailers	2 Axle Long	Buses	2 Axle 6 Tire	3 Axle Single	4 Axle Single	<5 Axl Double	5 Axle Double	>6 Axl Double	<6 Axl Multi	6 Axle Multi	>6 Axl Multi	Total
06/19/12	*	*	*	*	*	*	*	*	*	*	*	*	*	*
01:00	*	*	*	*	*	*	*	*	*	*	*	*	*	*
02:00	*	*	*	*	*	*	*	*	*	*	*	*	*	*
03:00	*	*	*	*	*	*	*	*	*	*	*	*	*	*
04:00	*	*	*	*	*	*	*	*	*	*	*	*	*	*
05:00	*	*	*	*	*	*	*	*	*	*	*	*	*	*
06:00	*	*	*	*	*	*	*	*	*	*	*	*	*	*
07:00	*	*	*	*	*	*	*	*	*	*	*	*	*	*
08:00	*	*	*	*	*	*	*	*	*	*	*	*	*	*
09:00	*	*	*	*	*	*	*	*	*	*	*	*	*	*
10:00	**1**	**8**	**5**	0	0	0	0	0	4	**1**	0	0	0	19
11:00	1	8	4	0	**1**	**4**	0	0	**11**	0	0	0	0	**29**
12 PM	0	8	4	0	**2**	2	0	**3**	**11**	0	0	0	0	30
13:00	1	9	4	0	0	0	0	0	4	0	0	0	0	18
14:00	**3**	8	4	0	1	**6**	0	1	10	**1**	0	0	0	**34**
15:00	2	**15**	3	0	1	4	0	0	4	0	0	0	0	29
16:00	2	7	**5**	0	0	5	0	0	7	0	0	0	0	26
17:00	1	12	2	0	0	4	0	0	4	0	0	0	0	23
18:00	0	10	0	0	0	2	0	0	2	0	0	0	0	14
19:00	0	4	2	0	0	3	0	0	3	0	0	0	0	12
20:00	0	3	1	0	0	0	0	0	0	0	0	0	0	4
21:00	0	1	0	0	1	0	0	0	0	0	0	0	0	2
22:00	0	1	1	0	2	0	0	0	2	0	0	0	0	6
23:00	0	2	1	0	2	0	0	0	0	0	0	0	0	5
Day Total	11	96	36	0	10	30	0	4	62	2	0	0	0	251
Percent	4.4%	38.2%	14.3%	0.0%	4.0%	12.0%	0.0%	1.6%	24.7%	0.8%	0.0%	0.0%	0.0%	
AM Peak	10:00	10:00	10:00		11:00	11:00			11:00	10:00				11:00
Vol.	1	8	5		1	4			11	1				29
PM Peak	14:00	15:00	16:00		12:00	14:00		12:00	12:00	14:00				14:00
Vol.	3	15	5		2	6		3	11	1				34

Pioneer Valley Planning Commission
60 Congress Street
Springfield, MA 01104
(413) 781-6045

Location : West Springfield
Operator : AB, MB
Counter # : 1477
Road Class : U6

Site Code: 9049
Station ID:
Day St
W/O Union St
Latitude: 0' 0.0000 Undefined

EB

Start Time	Bikes	Cars & Trailers	2 Axle Long	Buses	2 Axle 6 Tire	3 Axle Single	4 Axle Single	<5 Axl Double	5 Axle Double	>6 Axl Double	<6 Axl Multi	6 Axle Multi	>6 Axl Multi	Total
06/20/12	0	1	0	0	0	0	0	0	0	0	0	0	0	1
01:00	0	0	0	0	**2**	0	0	0	0	0	0	0	0	2
02:00	0	1	1	0	2	0	0	0	1	0	0	0	0	5
03:00	0	0	1	0	0	0	0	0	1	0	0	0	0	2
04:00	1	2	3	0	0	1	0	0	4	0	0	0	0	11
05:00	0	1	0	0	1	0	0	0	7	0	0	0	0	9
06:00	1	2	5	0	0	1	**1**	1	8	0	0	0	0	19
07:00	**4**	4	4	0	0	**1**	0	1	10	0	0	0	0	24
08:00	0	3	**7**	0	0	2	0	0	10	0	0	0	0	22
09:00	1	**12**	5	0	2	1	0	0	**11**	0	0	0	0	32
10:00	4	11	3	0	2	**6**	0	**2**	8	0	0	0	0	**36**
11:00	1	10	6	0	1	2	0	1	8	0	0	0	0	29
12 PM	0	**12**	7	0	0	8	0	0	**12**	0	0	0	**1**	**40**
13:00	0	8	5	**1**	1	4	0	0	11	**1**	0	0	0	31
14:00	**1**	7	**10**	0	1	**9**	0	0	10	0	0	0	0	38
15:00	1	8	9	1	0	9	0	0	8	0	0	0	0	36
16:00	0	5	3	0	0	5	0	0	3	0	0	0	0	16
17:00	0	6	3	0	1	5	0	0	4	0	0	0	0	19
18:00	1	8	4	0	0	3	0	0	2	0	0	0	0	18
19:00	0	3	3	0	0	0	0	0	2	0	0	0	0	8
20:00	0	2	2	0	0	2	0	0	1	0	0	0	0	7
21:00	0	0	3	0	**2**	1	0	0	0	0	0	0	0	6
22:00	0	4	1	0	2	1	0	0	0	0	0	0	0	8
23:00	0	1	0	0	1	0	0	0	0	0	0	0	0	2
Day Total	15	111	85	2	18	61	1	5	121	1	0	0	1	421
Percent	3.6%	26.4%	20.2%	0.5%	4.3%	14.5%	0.2%	1.2%	28.7%	0.2%	0.0%	0.0%	0.2%	
AM Peak	07:00	09:00	08:00		01:00	10:00	06:00	10:00	09:00					10:00
Vol.	4	12	7		2	6	1	2	11					36
PM Peak	14:00	12:00	14:00	13:00	21:00	14:00			12:00	13:00			12:00	12:00
Vol.	1	12	10	1	2	9			12	1			1	40

Pioneer Valley Planning Commission
60 Congress Street
Springfield, MA 01104
(413) 781-6045

Location : West Springfield
Operator : AB, MB
Counter # : 1477
Road Class : U6

Site Code: 9049
Station ID:
Day St
W/O Union St
Latitude: 0' 0.0000 Undefined

EB

Start Time	Bikes	Cars & Trailers	2 Axle Long	Buses	2 Axle 6 Tire	3 Axle Single	4 Axle Single	<5 Axl Double	5 Axle Double	>6 Axl Double	<6 Axl Multi	6 Axle Multi	>6 Axl Multi	Total
06/21/12	0	1	1	0	0	0	0	0	0	0	0	0	0	2
01:00	0	1	1	0	**2**	0	0	0	0	0	0	0	0	4
02:00	0	0	0	0	2	0	0	0	2	0	0	0	0	4
03:00	0	0	2	0	0	0	0	0	0	0	0	0	0	2
04:00	0	1	1	0	0	0	0	0	2	0	0	0	0	4
05:00	0	1	3	0	1	0	0	0	5	0	0	0	0	10
06:00	0	1	5	0	0	0	0	0	13	0	0	0	0	19
07:00	**3**	5	**8**	0	1	3	**1**	1	**17**	0	0	0	0	**39**
08:00	0	3	8	0	0	1	0	1	4	0	0	0	0	17
09:00	1	**8**	6	0	1	**5**	0	0	13	0	0	0	0	34
10:00	0	3	6	**1**	2	2	0	**2**	4	0	0	0	0	20
11:00	*	*	*	*	*	*	*	*	*	*	*	*	*	*
12 PM	*	*	*	*	*	*	*	*	*	*	*	*	*	*
13:00	*	*	*	*	*	*	*	*	*	*	*	*	*	*
14:00	*	*	*	*	*	*	*	*	*	*	*	*	*	*
15:00	*	*	*	*	*	*	*	*	*	*	*	*	*	*
16:00	*	*	*	*	*	*	*	*	*	*	*	*	*	*
17:00	*	*	*	*	*	*	*	*	*	*	*	*	*	*
18:00	*	*	*	*	*	*	*	*	*	*	*	*	*	*
19:00	*	*	*	*	*	*	*	*	*	*	*	*	*	*
20:00	*	*	*	*	*	*	*	*	*	*	*	*	*	*
21:00	*	*	*	*	*	*	*	*	*	*	*	*	*	*
22:00	*	*	*	*	*	*	*	*	*	*	*	*	*	*
23:00	*	*	*	*	*	*	*	*	*	*	*	*	*	*
Day Total	4	24	41	1	9	11	1	4	60	0	0	0	0	155
Percent	2.6%	15.5%	26.5%	0.6%	5.8%	7.1%	0.6%	2.6%	38.7%	0.0%	0.0%	0.0%	0.0%	
AM Peak	07:00	09:00	07:00	10:00	01:00	09:00	07:00	10:00	07:00					07:00
Vol.	3	8	8	1	2	5	1	2	17					39
PM Peak														
Vol.														
Grand Total	30	231	162	3	37	102	2	13	243	3	0	0	1	827
Percent	3.6%	27.9%	19.6%	0.4%	4.5%	12.3%	0.2%	1.6%	29.4%	0.4%	0.0%	0.0%	0.1%	

Pioneer Valley Planning Commission
60 Congress Street
Springfield, MA 01104
(413) 781-6045

Location : West Springfield
Operator : AB, MB
Counter # : 1843
Road Class : U5

Site Code: 9705
Station ID:
South Blvd
W/O Webster Ave
Latitude: 0' 0.0000 Undefined

WB

Start Time	Bikes	Cars & Trailer	2 Axle Long	Buses	2 Axle 6 Tire	3 Axle Single	4 Axle Single	<5 Axl Double	5 Axle Double	>6 Axl Double	<6 Axl Multi	6 Axle Multi	>6 Axl Multi	Not Classe	Total
05/09/12	*	*	*	*	*	*	*	*	*	*	*	*	*	*	*
01:00	*	*	*	*	*	*	*	*	*	*	*	*	*	*	*
02:00	*	*	*	*	*	*	*	*	*	*	*	*	*	*	*
03:00	*	*	*	*	*	*	*	*	*	*	*	*	*	*	*
04:00	*	*	*	*	*	*	*	*	*	*	*	*	*	*	*
05:00	*	*	*	*	*	*	*	*	*	*	*	*	*	*	*
06:00	*	*	*	*	*	*	*	*	*	*	*	*	*	*	*
07:00	*	*	*	*	*	*	*	*	*	*	*	*	*	*	*
08:00	*	*	*	*	*	*	*	*	*	*	*	*	*	*	*
09:00	*	*	*	*	*	*	*	*	*	*	*	*	*	*	*
10:00	*	*	*	*	*	*	*	*	*	*	*	*	*	*	*
11:00	*	*	*	*	*	*	*	*	*	*	*	*	*	*	*
12 PM	*	*	*	*	*	*	*	*	*	*	*	*	*	*	*
13:00	*	*	*	*	*	*	*	*	*	*	*	*	*	*	*
14:00	14	378	115	2	22	11	1	6	3	1	0	0	0	53	606
15:00	11	408	111	3	24	9	0	3	2	0	0	0	0	83	654
16:00	17	512	136	0	31	10	0	3	2	1	0	0	0	71	783
17:00	20	498	93	0	23	14	0	8	1	1	0	0	0	118	776
18:00	14	389	87	2	16	7	0	2	0	0	0	0	0	38	555
19:00	8	333	58	0	11	1	0	2	0	1	0	0	0	14	428
20:00	6	294	57	0	15	2	0	1	2	0	0	0	0	21	398
21:00	5	242	42	0	9	1	0	1	0	0	0	0	0	7	307
22:00	4	175	18	0	3	0	0	0	0	0	0	0	0	6	206
23:00	1	100	18	1	2	0	0	0	0	0	0	0	0	3	125
Total	100	3329	735	8	156	55	1	26	10	4	0	0	0	414	4838
Percent	2.1%	68.8%	15.2%	0.2%	3.2%	1.1%	0.0%	0.5%	0.2%	0.1%	0.0%	0.0%	0.0%	8.6%	
AM Peak Vol.															
PM Peak	17:00	16:00	16:00	15:00	16:00	17:00	14:00	17:00	14:00	14:00				17:00	16:00
Vol.	20	512	136	3	31	14	1	8	3	1				118	783

Pioneer Valley Planning Commission
60 Congress Street
Springfield, MA 01104
(413) 781-6045

Location : West Springfield
Operator : AB, MB
Counter # : 1843
Road Class : U5

Site Code: 9705
Station ID:
South Blvd
W/O Webster Ave
Latitude: 0' 0.0000 Undefined

WB

Start Time	Bikes	Cars & Trailer	2 Axle Long	Buses	2 Axle 6 Tire	3 Axle Single	4 Axle Single	<5 Axl Double	5 Axle Double	>6 Axl Double	<6 Axl Multi	6 Axle Multi	>6 Axl Multi	Not Classe	Total
05/10/12	1	62	9	1	3	0	0	0	0	0	0	0	0	1	77
01:00	0	36	10	0	2	0	0	0	0	0	0	0	0	0	48
02:00	0	22	2	1	2	0	0	0	0	0	0	0	0	0	27
03:00	0	10	5	0	1	0	0	0	0	0	0	0	0	0	16
04:00	0	32	6	0	1	1	0	0	1	0	0	0	0	2	43
05:00	1	74	11	1	4	0	0	1	2	0	0	0	0	3	97
06:00	6	143	35	5	6	11	0	3	2	0	0	0	0	36	247
07:00	14	179	62	4	9	9	0	5	0	0	0	0	0	51	333
08:00	19	209	64	4	18	11	0	2	1	0	0	0	0	44	372
09:00	9	221	71	1	22	7	0	2	0	1	0	0	0	34	368
10:00	5	263	78	1	17	8	1	1	0	0	0	0	0	31	405
11:00	15	306	93	2	12	7	1	2	2	0	0	0	1	42	483
12 PM	14	313	83	1	26	11	0	1	3	0	1	0	0	39	492
13:00	11	305	85	17	23	7	0	2	2	1	0	0	0	53	506
14:00	19	375	110	2	26	10	0	4	2	0	0	0	0	56	604
15:00	19	371	92	3	24	12	0	5	1	0	0	0	0	65	592
16:00	23	549	105	0	23	7	0	5	1	1	0	0	0	80	794
17:00	14	473	125	2	18	8	0	8	1	0	1	0	1	71	722
18:00	8	407	85	1	18	8	0	2	4	0	0	0	0	34	567
19:00	7	324	59	0	21	4	0	1	1	0	0	0	0	22	439
20:00	9	321	59	0	7	5	0	0	0	0	0	0	0	21	422
21:00	5	220	40	2	15	0	0	0	0	0	0	0	0	6	288
22:00	1	145	37	1	4	0	0	0	0	0	0	0	0	4	192
23:00	1	112	25	0	4	1	0	0	2	0	0	0	0	4	149
Total	201	5472	1351	49	306	127	2	44	25	3	2	0	2	699	8283
Percent	2.4%	66.1%	16.3%	0.6%	3.7%	1.5%	0.0%	0.5%	0.3%	0.0%	0.0%	0.0%	0.0%	8.4%	
AM Peak	08:00	11:00	11:00	06:00	09:00	06:00	10:00	07:00	05:00	09:00			11:00	07:00	11:00
Vol.	19	306	93	5	22	11	1	5	2	1			1	51	483
PM Peak	16:00	16:00	17:00	13:00	12:00	15:00		17:00	18:00	13:00	12:00		17:00	16:00	16:00
Vol.	23	549	125	17	26	12		8	4	1	1		1	80	794

Pioneer Valley Planning Commission
60 Congress Street
Springfield, MA 01104
(413) 781-6045

Location : West Springfield
Operator : AB, MB
Counter # : 1843
Road Class : U5

Site Code: 9705
Station ID:
South Blvd
W/O Webster Ave
Latitude: 0' 0.0000 Undefined

WB

Start Time	Bikes	Cars & Trailer	2 Axle Long	Buses	2 Axle 6 Tire	3 Axle Single	4 Axle Single	<5 Axl Double	5 Axle Double	>6 Axl Double	<6 Axl Multi	6 Axle Multi	>6 Axl Multi	Not Classe	Total
05/11/12	1	66	13	2	0	0	0	1	0	0	0	0	0	2	85
01:00	1	38	7	0	0	0	0	0	0	0	0	0	0	1	47
02:00	0	22	5	1	1	0	0	0	0	0	0	0	0	0	29
03:00	0	15	4	0	0	0	0	0	0	0	0	0	0	0	19
04:00	0	29	5	0	3	1	0	0	2	0	0	0	0	0	40
05:00	1	64	15	1	2	3	0	0	1	0	0	0	0	2	89
06:00	9	129	40	8	12	6	2	1	2	0	0	0	0	28	237
07:00	16	140	57	6	13	7	0	4	1	0	0	0	0	51	295
08:00	12	196	62	4	20	8	1	3	1	1	0	0	0	43	351
09:00	16	238	69	5	22	7	1	2	0	0	0	0	0	63	423
10:00	15	303	89	2	23	10	1	7	2	0	0	1	0	58	511
11:00	*	*	*	*	*	*	*	*	*	*	*	*	*	*	*
12 PM	*	*	*	*	*	*	*	*	*	*	*	*	*	*	*
13:00	*	*	*	*	*	*	*	*	*	*	*	*	*	*	*
14:00	*	*	*	*	*	*	*	*	*	*	*	*	*	*	*
15:00	*	*	*	*	*	*	*	*	*	*	*	*	*	*	*
16:00	*	*	*	*	*	*	*	*	*	*	*	*	*	*	*
17:00	*	*	*	*	*	*	*	*	*	*	*	*	*	*	*
18:00	*	*	*	*	*	*	*	*	*	*	*	*	*	*	*
19:00	*	*	*	*	*	*	*	*	*	*	*	*	*	*	*
20:00	*	*	*	*	*	*	*	*	*	*	*	*	*	*	*
21:00	*	*	*	*	*	*	*	*	*	*	*	*	*	*	*
22:00	*	*	*	*	*	*	*	*	*	*	*	*	*	*	*
23:00	*	*	*	*	*	*	*	*	*	*	*	*	*	*	*
Total	71	1240	366	29	96	42	5	18	9	1	0	1	0	248	2126
Percent	3.3%	58.3%	17.2%	1.4%	4.5%	2.0%	0.2%	0.8%	0.4%	0.0%	0.0%	0.0%	0.0%	11.7%	
AM Peak	07:00	10:00	10:00	06:00	10:00	10:00	06:00	10:00	04:00	08:00		10:00		09:00	10:00
Vol.	16	303	89	8	23	10	2	7	2	1		1		63	511
PM Peak															
Vol.															
Grand Total	372	10041	2452	86	558	224	8	88	44	8	2	1	2	1361	15247
Percent	2.4%	65.9%	16.1%	0.6%	3.7%	1.5%	0.1%	0.6%	0.3%	0.1%	0.0%	0.0%	0.0%	8.9%	

Pioneer Valley Planning Commission
60 Congress Street
Springfield, MA 01104
(413) 781-6045

Location : West Springfield
Operator : AB, MB
Counter # : 1843
Road Class : U5

Site Code: 9705
Station ID:
South Blvd
W/O Webster Ave
Latitude: 0' 0.0000 Undefined

EB

Start Time	Bikes	Cars & Trailer	2 Axle Long	Buses	2 Axle 6 Tire	3 Axle Single	4 Axle Single	<5 Axl Double	5 Axle Double	>6 Axl Double	<6 Axl Multi	6 Axle Multi	>6 Axl Multi	Not Classe	Total
05/09/12	*	*	*	*	*	*	*	*	*	*	*	*	*	*	*
01:00	*	*	*	*	*	*	*	*	*	*	*	*	*	*	*
02:00	*	*	*	*	*	*	*	*	*	*	*	*	*	*	*
03:00	*	*	*	*	*	*	*	*	*	*	*	*	*	*	*
04:00	*	*	*	*	*	*	*	*	*	*	*	*	*	*	*
05:00	*	*	*	*	*	*	*	*	*	*	*	*	*	*	*
06:00	*	*	*	*	*	*	*	*	*	*	*	*	*	*	*
07:00	*	*	*	*	*	*	*	*	*	*	*	*	*	*	*
08:00	*	*	*	*	*	*	*	*	*	*	*	*	*	*	*
09:00	*	*	*	*	*	*	*	*	*	*	*	*	*	*	*
10:00	*	*	*	*	*	*	*	*	*	*	*	*	*	*	*
11:00	*	*	*	*	*	*	*	*	*	*	*	*	*	*	*
12 PM	*	*	*	*	*	*	*	*	*	*	*	*	*	*	*
13:00	*	*	*	*	*	*	*	*	*	*	*	*	*	*	*
14:00	17	422	119	6	33	7	1	4	2	0	0	0	0	63	674
15:00	21	413	112	5	39	2	0	1	2	0	1	0	0	64	660
16:00	19	337	111	0	27	8	0	2	2	0	0	0	0	59	565
17:00	21	367	89	1	19	3	0	0	1	0	0	0	0	85	586
18:00	12	391	96	0	24	4	1	3	0	0	0	0	0	47	578
19:00	5	288	78	0	18	3	0	5	0	0	0	0	0	15	412
20:00	7	239	50	1	11	2	0	0	1	0	0	0	0	12	323
21:00	4	181	32	0	7	2	0	0	1	0	0	0	0	4	231
22:00	1	128	26	0	7	2	0	0	0	0	0	0	0	6	170
23:00	1	107	22	0	3	0	0	0	0	0	0	0	0	2	135
Total	108	2873	735	13	188	33	2	15	9	0	1	0	0	357	4334
Percent	2.5%	66.3%	17.0%	0.3%	4.3%	0.8%	0.0%	0.3%	0.2%	0.0%	0.0%	0.0%	0.0%	8.2%	
AM Peak Vol.															
PM Peak	15:00	14:00	14:00	14:00	15:00	16:00	14:00	19:00	14:00		15:00			17:00	14:00
Vol.	21	422	119	6	39	8	1	5	2		1			85	674

Pioneer Valley Planning Commission
60 Congress Street
Springfield, MA 01104
(413) 781-6045

Location : West Springfield
Operator : AB, MB
Counter # : 1843
Road Class : U5

Site Code: 9705
Station ID:
South Blvd
W/O Webster Ave
Latitude: 0' 0.0000 Undefined

EB

Start Time	Bikes	Cars & Trailer	2 Axle Long	Buses	2 Axle 6 Tire	3 Axle Single	4 Axle Single	<5 Axl Double	5 Axle Double	>6 Axl Double	<6 Axl Multi	6 Axle Multi	>6 Axl Multi	Not Classe	Total
05/10/12	1	42	8	0	1	0	0	0	0	0	0	0	0	0	52
01:00	0	26	5	1	0	0	0	0	0	0	0	0	0	0	32
02:00	0	22	4	0	4	1	0	1	0	0	0	0	0	0	32
03:00	0	23	3	1	3	0	0	1	0	0	0	0	0	0	31
04:00	0	50	24	0	7	2	0	0	4	0	0	0	0	0	87
05:00	1	166	49	0	22	5	0	0	0	0	0	0	0	1	244
06:00	10	365	116	5	51	4	1	6	4	2	0	0	0	23	587
07:00	14	586	165	9	41	6	2	2	1	0	0	0	0	40	866
08:00	15	617	169	10	37	11	1	6	1	0	0	1	0	41	909
09:00	7	387	141	4	51	7	4	3	1	1	0	0	1	32	639
10:00	7	370	106	1	31	5	2	9	1	2	0	0	0	31	565
11:00	10	363	119	6	22	11	3	3	0	0	0	0	0	34	571
12 PM	17	421	146	2	39	4	3	5	1	1	0	0	0	36	675
13:00	14	381	137	6	27	5	1	3	3	1	0	0	0	39	617
14:00	22	428	114	9	36	11	2	2	0	0	0	0	0	42	666
15:00	20	424	130	5	37	12	0	6	3	0	0	0	0	71	708
16:00	16	434	108	1	26	14	0	6	1	0	0	0	0	76	682
17:00	30	387	112	2	25	1	0	3	0	0	0	0	0	69	629
18:00	11	395	86	2	14	1	0	1	4	0	0	0	0	26	540
19:00	9	319	66	1	13	2	0	1	1	0	0	0	0	28	440
20:00	9	258	50	2	16	4	0	1	0	0	0	0	0	23	363
21:00	6	176	34	0	7	2	0	0	1	0	0	0	0	9	235
22:00	1	132	22	0	8	0	0	0	0	0	0	0	0	3	166
23:00	2	99	22	1	5	0	0	0	0	0	0	0	0	4	133
Total	222	6871	1936	68	523	108	19	59	26	7	0	1	1	628	10469
Percent	2.1%	65.6%	18.5%	0.6%	5.0%	1.0%	0.2%	0.6%	0.2%	0.1%	0.0%	0.0%	0.0%	6.0%	
AM Peak	08:00	08:00	08:00	08:00	06:00	08:00	09:00	10:00	04:00	06:00		08:00	09:00	08:00	08:00
Vol.	15	617	169	10	51	11	4	9	4	2		1	1	41	909
PM Peak	17:00	16:00	12:00	14:00	12:00	16:00	12:00	15:00	18:00	12:00				16:00	15:00
Vol.	30	434	146	9	39	14	3	6	4	1				76	708

Pioneer Valley Planning Commission
60 Congress Street
Springfield, MA 01104
(413) 781-6045

Location : West Springfield
Operator : AB, MB
Counter # : 1843
Road Class : U5

Site Code: 9705
Station ID:
South Blvd
W/O Webster Ave
Latitude: 0' 0.0000 Undefined

EB

Start Time	Bikes	Cars & Trailer	2 Axle Long	Buses	2 Axle 6 Tire	3 Axle Single	4 Axle Single	<5 Axl Double	5 Axle Double	>6 Axl Double	<6 Axl Multi	6 Axle Multi	>6 Axl Multi	Not Classe	Total
05/11/12	0	47	7	0	2	0	0	0	0	0	0	0	0	0	56
01:00	0	35	7	1	1	0	0	1	0	0	0	0	0	0	45
02:00	0	29	8	2	3	0	0	0	1	0	0	0	0	0	43
03:00	0	24	2	1	3	0	0	0	0	0	0	0	0	0	30
04:00	2	52	21	1	9	1	0	0	2	0	0	0	0	0	88
05:00	1	159	47	0	18	2	0	1	2	0	0	0	0	2	232
06:00	13	375	127	1	35	8	3	5	6	0	0	0	0	33	606
07:00	18	630	174	8	31	8	3	9	4	0	0	0	0	58	943
08:00	22	583	145	7	37	8	0	7	2	0	0	0	0	54	865
09:00	13	389	164	3	36	8	5	2	3	1	0	1	0	40	665
10:00	15	416	142	2	26	8	1	1	0	1	0	0	0	56	668
11:00	*	*	*	*	*	*	*	*	*	*	*	*	*	*	*
12 PM	*	*	*	*	*	*	*	*	*	*	*	*	*	*	*
13:00	*	*	*	*	*	*	*	*	*	*	*	*	*	*	*
14:00	*	*	*	*	*	*	*	*	*	*	*	*	*	*	*
15:00	*	*	*	*	*	*	*	*	*	*	*	*	*	*	*
16:00	*	*	*	*	*	*	*	*	*	*	*	*	*	*	*
17:00	*	*	*	*	*	*	*	*	*	*	*	*	*	*	*
18:00	*	*	*	*	*	*	*	*	*	*	*	*	*	*	*
19:00	*	*	*	*	*	*	*	*	*	*	*	*	*	*	*
20:00	*	*	*	*	*	*	*	*	*	*	*	*	*	*	*
21:00	*	*	*	*	*	*	*	*	*	*	*	*	*	*	*
22:00	*	*	*	*	*	*	*	*	*	*	*	*	*	*	*
23:00	*	*	*	*	*	*	*	*	*	*	*	*	*	*	*
Total	84	2739	844	26	201	43	12	26	20	2	0	1	0	243	4241
Percent	2.0%	64.6%	19.9%	0.6%	4.7%	1.0%	0.3%	0.6%	0.5%	0.0%	0.0%	0.0%	0.0%	5.7%	
AM Peak	08:00	07:00	07:00	07:00	08:00	06:00	09:00	07:00	06:00	09:00		09:00		07:00	07:00
Vol.	22	630	174	8	37	8	5	9	6	1		1		58	943
PM Peak															
Vol.															
Grand Total	414	12483	3515	107	912	184	33	100	55	9	1	2	1	1228	19044
Percent	2.2%	65.5%	18.5%	0.6%	4.8%	1.0%	0.2%	0.5%	0.3%	0.0%	0.0%	0.0%	0.0%	6.4%	

Pioneer Valley Planning Commission
60 Congress Street
Springfield, MA 01104
(413) 781-6045

Location : West Springfield
Operator : AB, MB
Counter # : 1477(EB), 1635(WB)
Road Class : U5

Site Code: 9706
Station ID:
Park Ave
W/O Kelso Ave
Latitude: 0' 0.0000 Undefined

EB

Start Time	Bikes	Cars & Trailers	2 Axle Long	Buses	2 Axle 6 Tire	3 Axle Single	4 Axle Single	<5 Axl Double	5 Axle Double	>6 Axl Double	<6 Axl Multi	6 Axle Multi	>6 Axl Multi	Total
06/26/12	*	*	*	*	*	*	*	*	*	*	*	*	*	*
01:00	*	*	*	*	*	*	*	*	*	*	*	*	*	*
02:00	*	*	*	*	*	*	*	*	*	*	*	*	*	*
03:00	*	*	*	*	*	*	*	*	*	*	*	*	*	*
04:00	*	*	*	*	*	*	*	*	*	*	*	*	*	*
05:00	*	*	*	*	*	*	*	*	*	*	*	*	*	*
06:00	*	*	*	*	*	*	*	*	*	*	*	*	*	*
07:00	*	*	*	*	*	*	*	*	*	*	*	*	*	*
08:00	*	*	*	*	*	*	*	*	*	*	*	*	*	*
09:00	*	*	*	*	*	*	*	*	*	*	*	*	*	*
10:00	*	*	*	*	*	*	*	*	*	*	*	*	*	*
11:00	**14**	**761**	**68**	**4**	**11**	**21**	**1**	**4**	**3**	**1**	0	**1**	0	**889**
12 PM	**15**	763	71	3	7	**22**	1	3	4	1	**2**	0	**2**	894
13:00	12	757	61	5	14	17	3	**13**	1	2	2	1	2	890
14:00	13	759	**86**	2	**17**	13	**4**	7	2	3	0	**2**	1	**909**
15:00	11	**766**	81	3	5	11	1	7	1	**4**	0	1	2	893
16:00	7	707	70	2	9	15	0	3	**5**	0	1	1	0	820
17:00	15	707	54	**6**	5	9	0	5	0	1	1	0	0	803
18:00	8	545	37	2	4	7	0	5	1	0	0	0	1	610
19:00	7	406	36	0	3	9	1	0	4	0	0	1	0	467
20:00	5	342	33	0	2	1	0	2	2	0	1	0	0	388
21:00	1	305	15	0	1	6	0	0	1	0	0	0	0	329
22:00	0	197	16	0	1	1	0	0	2	0	0	0	0	217
23:00	3	143	10	0	1	0	0	1	0	0	0	0	0	158
Day Total	111	7158	638	27	80	132	11	50	26	12	7	7	8	8267
Percent	1.3%	86.6%	7.7%	0.3%	1.0%	1.6%	0.1%	0.6%	0.3%	0.1%	0.1%	0.1%	0.1%	
AM Peak	11:00	11:00	11:00	11:00	11:00	11:00	11:00	11:00	11:00	11:00		11:00		11:00
Vol.	14	761	68	4	11	21	1	4	3	1		1		889
PM Peak	12:00	15:00	14:00	17:00	14:00	12:00	14:00	13:00	16:00	15:00	12:00	14:00	12:00	14:00
Vol.	15	766	86	6	17	22	4	13	5	4	2	2	2	909

Pioneer Valley Planning Commission
60 Congress Street
Springfield, MA 01104
(413) 781-6045

Location : West Springfield
Operator : AB, MB
Counter # : 1477(EB), 1635(WB)
Road Class : U5

Site Code: 9706
Station ID:
Park Ave
W/O Kelso Ave
Latitude: 0' 0.0000 Undefined

EB

Start Time	Bikes	Cars & Trailers	2 Axle Long	Buses	2 Axle 6 Tire	3 Axle Single	4 Axle Single	<5 Axl Double	5 Axle Double	>6 Axl Double	<6 Axl Multi	6 Axle Multi	>6 Axl Multi	Total
06/27/12	0	69	6	1	0	0	0	1	0	0	0	0	0	77
01:00	0	38	4	0	0	0	0	0	1	0	0	0	0	43
02:00	1	25	3	1	0	0	0	0	1	0	0	0	0	31
03:00	0	33	4	0	0	0	0	1	0	0	0	0	0	38
04:00	2	70	17	0	1	2	0	0	1	0	0	0	0	93
05:00	4	207	35	0	2	2	1	2	5	0	0	0	0	258
06:00	10	509	77	2	5	9	0	**13**	4	2	0	0	0	631
07:00	15	883	**100**	2	10	19	0	10	2	**3**	0	0	0	1044
08:00	10	**939**	66	**7**	11	**20**	1	11	3	3	1	2	1	**1075**
09:00	13	778	95	5	**12**	12	0	7	**11**	2	**2**	2	**3**	942
10:00	10	722	81	2	7	14	**3**	12	5	3	2	1	3	865
11:00	**19**	738	67	2	8	11	3	7	9	3	0	**3**	0	870
12 PM	13	**797**	73	3	9	**24**	**4**	6	**8**	1	1	0	0	**939**
13:00	**17**	784	69	5	6	14	1	13	1	2	1	0	1	914
14:00	12	733	**96**	1	**14**	12	0	6	3	**3**	**2**	0	1	883
15:00	9	766	90	2	8	19	1	6	3	1	1	0	1	907
16:00	14	735	79	1	7	13	0	**15**	6	0	2	0	0	872
17:00	12	683	58	**6**	4	10	1	5	4	0	0	**1**	**2**	786
18:00	13	579	48	1	4	4	0	4	2	0	0	0	0	655
19:00	2	440	28	1	6	2	0	2	3	1	2	0	0	487
20:00	6	382	32	0	1	7	0	1	0	1	0	0	0	430
21:00	3	316	32	1	2	8	0	2	2	0	0	0	0	366
22:00	2	208	14	0	1	0	0	0	0	0	0	0	0	225
23:00	3	165	5	1	1	3	0	0	0	0	0	0	0	178
Day Total	190	11599	1179	44	119	205	15	124	74	25	14	9	12	13609
Percent	1.4%	85.2%	8.7%	0.3%	0.9%	1.5%	0.1%	0.9%	0.5%	0.2%	0.1%	0.1%	0.1%	
AM Peak	11:00	08:00	07:00	08:00	09:00	08:00	10:00	06:00	09:00	07:00	09:00	11:00	09:00	08:00
Vol.	19	939	100	7	12	20	3	13	11	3	2	3	3	1075
PM Peak	13:00	12:00	14:00	17:00	14:00	12:00	12:00	16:00	12:00	14:00	14:00	17:00	17:00	12:00
Vol.	17	797	96	6	14	24	4	15	8	3	2	1	2	939

Pioneer Valley Planning Commission
60 Congress Street
Springfield, MA 01104
(413) 781-6045

Location : West Springfield
Operator : AB, MB
Counter # : 1477(EB), 1635(WB)
Road Class : U5

Site Code: 9706
Station ID:
Park Ave
W/O Kelso Ave
Latitude: 0' 0.0000 Undefined

EB

Start Time	Bikes	Cars & Trailers	2 Axle Long	Buses	2 Axle 6 Tire	3 Axle Single	4 Axle Single	<5 Axl Double	5 Axle Double	>6 Axl Double	<6 Axl Multi	6 Axle Multi	>6 Axl Multi	Total
06/28/12	1	75	3	0	0	1	0	0	0	0	0	0	0	80
01:00	0	38	5	1	0	0	0	0	0	0	0	0	0	44
02:00	1	33	1	0	0	0	0	1	1	0	0	0	0	37
03:00	0	34	8	0	0	0	0	0	2	0	0	0	0	44
04:00	1	59	12	0	1	1	0	0	4	0	0	0	0	78
05:00	7	233	34	0	2	6	1	3	4	0	0	0	0	290
06:00	15	519	78	4	5	11	1	8	2	1	0	2	0	646
07:00	18	857	72	0	5	11	0	**12**	5	**2**	**3**	0	**2**	987
08:00	**23**	**921**	72	**7**	**8**	**25**	**8**	7	**6**	2	2	**3**	1	**1085**
09:00	11	781	**94**	3	8	20	3	8	4	1	2	2	2	939
10:00	*	*	*	*	*	*	*	*	*	*	*	*	*	*
11:00	*	*	*	*	*	*	*	*	*	*	*	*	*	*
12 PM	*	*	*	*	*	*	*	*	*	*	*	*	*	*
13:00	*	*	*	*	*	*	*	*	*	*	*	*	*	*
14:00	*	*	*	*	*	*	*	*	*	*	*	*	*	*
15:00	*	*	*	*	*	*	*	*	*	*	*	*	*	*
16:00	*	*	*	*	*	*	*	*	*	*	*	*	*	*
17:00	*	*	*	*	*	*	*	*	*	*	*	*	*	*
18:00	*	*	*	*	*	*	*	*	*	*	*	*	*	*
19:00	*	*	*	*	*	*	*	*	*	*	*	*	*	*
20:00	*	*	*	*	*	*	*	*	*	*	*	*	*	*
21:00	*	*	*	*	*	*	*	*	*	*	*	*	*	*
22:00	*	*	*	*	*	*	*	*	*	*	*	*	*	*
23:00	*	*	*	*	*	*	*	*	*	*	*	*	*	*
Day Total	77	3550	379	15	29	75	13	39	28	6	7	7	5	4230
Percent	1.8%	83.9%	9.0%	0.4%	0.7%	1.8%	0.3%	0.9%	0.7%	0.1%	0.2%	0.2%	0.1%	
AM Peak	08:00	08:00	09:00	08:00	08:00	08:00	08:00	07:00	08:00	07:00	07:00	08:00	07:00	08:00
Vol.	23	921	94	7	8	25	8	12	6	2	3	3	2	1085
PM Peak Vol.														
Grand Total	378	22307	2196	86	228	412	39	213	128	43	28	23	25	26106
Percent	1.4%	85.4%	8.4%	0.3%	0.9%	1.6%	0.1%	0.8%	0.5%	0.2%	0.1%	0.1%	0.1%	

Pioneer Valley Planning Commission
60 Congress Street
Springfield, MA 01104
(413) 781-6045

Location : West Springfield
Operator : AB, MB
Counter # : 1477(EB), 1635(WB)
Road Class : U5

Site Code: 9706
Station ID:
Park Ave
W/O Kelso Ave
Latitude: 0' 0.0000 Undefined

WB

Start Time	Bikes	Cars & Trailers	2 Axle Long	Buses	2 Axle 6 Tire	3 Axle Single	4 Axle Single	<5 Axl Double	5 Axle Double	>6 Axl Double	<6 Axl Multi	6 Axle Multi	>6 Axl Multi	Total
06/26/12	*	*	*	*	*	*	*	*	*	*	*	*	*	*
01:00	*	*	*	*	*	*	*	*	*	*	*	*	*	*
02:00	*	*	*	*	*	*	*	*	*	*	*	*	*	*
03:00	*	*	*	*	*	*	*	*	*	*	*	*	*	*
04:00	*	*	*	*	*	*	*	*	*	*	*	*	*	*
05:00	*	*	*	*	*	*	*	*	*	*	*	*	*	*
06:00	*	*	*	*	*	*	*	*	*	*	*	*	*	*
07:00	*	*	*	*	*	*	*	*	*	*	*	*	*	*
08:00	*	*	*	*	*	*	*	*	*	*	*	*	*	*
09:00	*	*	*	*	*	*	*	*	*	*	*	*	*	*
10:00	*	*	*	*	*	*	*	*	*	*	*	*	*	*
11:00	**6**	**621**	**86**	**2**	**13**	**15**	**2**	**8**	**2**	**1**	0	0	0	**756**
12 PM	4	701	**94**	1	18	14	1	8	0	**1**	0	**1**	0	843
13:00	8	647	87	2	16	10	**2**	9	1	0	0	0	**1**	783
14:00	14	675	91	4	16	11	2	8	0	0	0	0	0	821
15:00	11	734	94	3	15	19	1	**11**	2	1	1	1	0	893
16:00	**17**	**832**	76	5	**20**	**24**	0	10	1	0	**2**	0	0	**987**
17:00	10	784	65	**8**	12	18	0	7	0	1	0	0	0	905
18:00	5	603	49	0	7	5	0	4	**3**	0	0	0	0	676
19:00	5	471	44	0	4	2	0	4	0	1	0	0	0	531
20:00	6	376	36	0	10	3	0	2	0	0	0	0	0	433
21:00	6	318	31	0	7	2	0	1	0	0	0	0	0	365
22:00	3	231	20	0	4	1	0	0	2	0	0	0	0	261
23:00	0	145	17	1	2	1	0	0	1	0	0	0	0	167
Day Total	95	7138	790	26	144	125	8	72	12	5	3	2	1	8421
Percent	1.1%	84.8%	9.4%	0.3%	1.7%	1.5%	0.1%	0.9%	0.1%	0.1%	0.0%	0.0%	0.0%	
AM Peak	11:00	11:00	11:00	11:00	11:00	11:00	11:00	11:00	11:00	11:00				11:00
Vol.	6	621	86	2	13	15	2	8	2	1				756
PM Peak	16:00	16:00	12:00	17:00	16:00	16:00	13:00	15:00	18:00	12:00	16:00	12:00	13:00	16:00
Vol.	17	832	94	8	20	24	2	11	3	1	2	1	1	987

Pioneer Valley Planning Commission
60 Congress Street
Springfield, MA 01104
(413) 781-6045

Location : West Springfield
Operator : AB, MB
Counter # : 1477(EB), 1635(WB)
Road Class : U5

Site Code: 9706
Station ID:
Park Ave
W/O Kelso Ave
Latitude: 0' 0.0000 Undefined

WB

Start Time	Bikes	Cars & Trailers	2 Axle Long	Buses	2 Axle 6 Tire	3 Axle Single	4 Axle Single	<5 Axl Double	5 Axle Double	>6 Axl Double	<6 Axl Multi	6 Axle Multi	>6 Axl Multi	Total
06/27/12	1	75	11	0	2	0	0	0	1	0	0	0	0	90
01:00	0	45	0	1	0	0	0	0	1	0	0	0	0	47
02:00	0	27	4	0	3	0	0	0	1	0	0	0	0	35
03:00	0	29	5	0	0	0	0	0	1	0	0	0	0	35
04:00	0	54	8	0	0	1	0	0	2	0	0	0	0	65
05:00	2	129	19	1	1	1	0	1	2	0	0	0	0	156
06:00	3	221	53	0	4	7	1	5	3	0	0	0	0	297
07:00	7	428	76	1	15	11	0	8	9	0	**2**	**1**	0	558
08:00	6	505	86	3	23	8	1	5	4	**1**	2	0	1	645
09:00	7	583	94	1	20	9	**2**	**15**	6	0	0	0	1	738
10:00	10	615	90	**8**	**26**	7	1	7	10	1	0	0	0	775
11:00	**19**	**749**	**108**	3	21	**20**	1	9	**11**	1	1	0	**2**	**945**
12 PM	**21**	756	66	**7**	13	**25**	**2**	10	1	**1**	0	0	**3**	905
13:00	14	722	69	2	12	10	0	10	**5**	0	**1**	0	2	847
14:00	13	760	**95**	4	**21**	15	0	**11**	3	0	0	**1**	0	923
15:00	12	739	84	7	15	22	1	7	4	0	0	0	1	892
16:00	18	791	82	6	11	19	1	11	5	1	1	1	1	**948**
17:00	16	**819**	66	1	12	20	0	3	3	1	0	0	0	941
18:00	10	567	44	1	9	2	0	6	1	1	0	1	0	642
19:00	9	446	57	0	8	3	0	3	0	1	0	0	0	527
20:00	5	430	28	0	9	1	0	1	0	1	1	0	1	477
21:00	7	381	24	1	5	1	0	1	0	0	0	0	1	421
22:00	0	261	13	0	4	1	0	0	1	0	0	0	0	280
23:00	1	196	12	1	2	0	0	2	1	0	0	0	0	215
Day Total	181	10328	1194	48	236	183	10	115	75	9	8	4	13	12404
Percent	1.5%	83.3%	9.6%	0.4%	1.9%	1.5%	0.1%	0.9%	0.6%	0.1%	0.1%	0.0%	0.1%	
AM Peak	11:00	11:00	11:00	10:00	10:00	11:00	09:00	09:00	11:00	08:00	07:00	07:00	11:00	11:00
Vol.	19	749	108	8	26	20	2	15	11	1	2	1	2	945
PM Peak	12:00	17:00	14:00	12:00	14:00	12:00	12:00	14:00	13:00	12:00	13:00	14:00	12:00	16:00
Vol.	21	819	95	7	21	25	2	11	5	1	1	1	3	948

Pioneer Valley Planning Commission
60 Congress Street
Springfield, MA 01104
(413) 781-6045

Location : West Springfield
Operator : AB, MB
Counter # : 1477(EB), 1635(WB)
Road Class : U5

Site Code: 9706
Station ID:
Park Ave
W/O Kelso Ave
Latitude: 0' 0.0000 Undefined

WB

Start Time	Bikes	Cars & Trailers	2 Axle Long	Buses	2 Axle 6 Tire	3 Axle Single	4 Axle Single	<5 Axl Double	5 Axle Double	>6 Axl Double	<6 Axl Multi	6 Axle Multi	>6 Axl Multi	Total
06/28/12	1	95	4	0	0	1	0	0	1	0	0	0	0	102
01:00	0	42	4	0	1	0	0	0	1	0	0	0	0	48
02:00	0	33	4	0	1	0	0	1	0	0	0	0	0	39
03:00	0	27	8	0	0	0	0	0	1	0	0	0	0	36
04:00	2	57	4	0	1	3	0	0	2	0	0	0	0	69
05:00	4	132	21	1	5	2	0	1	2	**1**	0	0	0	169
06:00	0	266	60	0	11	1	0	6	2	0	0	1	0	347
07:00	2	368	76	**5**	16	2	0	7	4	0	**2**	0	0	482
08:00	**12**	438	**88**	2	**26**	5	0	7	**5**	1	2	0	0	586
09:00	4	**493**	85	3	20	**10**	**2**	**10**	3	0	0	**2**	0	**632**
10:00	*	*	*	*	*	*	*	*	*	*	*	*	*	*
11:00	*	*	*	*	*	*	*	*	*	*	*	*	*	*
12 PM	*	*	*	*	*	*	*	*	*	*	*	*	*	*
13:00	*	*	*	*	*	*	*	*	*	*	*	*	*	*
14:00	*	*	*	*	*	*	*	*	*	*	*	*	*	*
15:00	*	*	*	*	*	*	*	*	*	*	*	*	*	*
16:00	*	*	*	*	*	*	*	*	*	*	*	*	*	*
17:00	*	*	*	*	*	*	*	*	*	*	*	*	*	*
18:00	*	*	*	*	*	*	*	*	*	*	*	*	*	*
19:00	*	*	*	*	*	*	*	*	*	*	*	*	*	*
20:00	*	*	*	*	*	*	*	*	*	*	*	*	*	*
21:00	*	*	*	*	*	*	*	*	*	*	*	*	*	*
22:00	*	*	*	*	*	*	*	*	*	*	*	*	*	*
23:00	*	*	*	*	*	*	*	*	*	*	*	*	*	*
Day Total	25	1951	354	11	81	24	2	32	21	2	4	3	0	2510
Percent	1.0%	77.7%	14.1%	0.4%	3.2%	1.0%	0.1%	1.3%	0.8%	0.1%	0.2%	0.1%	0.0%	
AM Peak	08:00	09:00	08:00	07:00	08:00	09:00	09:00	09:00	08:00	05:00	07:00	09:00		09:00
Vol.	12	493	88	5	26	10	2	10	5	1	2	2		632
PM Peak Vol.														
Grand Total	301	19417	2338	85	461	332	20	219	108	16	15	9	14	23335
Percent	1.3%	83.2%	10.0%	0.4%	2.0%	1.4%	0.1%	0.9%	0.5%	0.1%	0.1%	0.0%	0.1%	

Pioneer Valley Planning Commission
60 Congress Street
Springfield, MA 01104
(413) 781-6045

Location : West Springfield
Operator : AB, MB
Counter # : 1456
Road Class : U3

Site Code: 9707
Station ID:
Park Ave
W/O Park Ave Ct
Latitude: 0' 0.0000 Undefined

EB

Start Time	Bikes	Cars & Trailers	2 Axle Long	Buses	2 Axle 6 Tire	3 Axle Single	4 Axle Single	<5 Axl Double	5 Axle Double	>6 Axl Double	<6 Axl Multi	6 Axle Multi	>6 Axl Multi	Total
06/19/12	*	*	*	*	*	*	*	*	*	*	*	*	*	*
01:00	*	*	*	*	*	*	*	*	*	*	*	*	*	*
02:00	*	*	*	*	*	*	*	*	*	*	*	*	*	*
03:00	*	*	*	*	*	*	*	*	*	*	*	*	*	*
04:00	*	*	*	*	*	*	*	*	*	*	*	*	*	*
05:00	*	*	*	*	*	*	*	*	*	*	*	*	*	*
06:00	*	*	*	*	*	*	*	*	*	*	*	*	*	*
07:00	*	*	*	*	*	*	*	*	*	*	*	*	*	*
08:00	*	*	*	*	*	*	*	*	*	*	*	*	*	*
09:00	*	*	*	*	*	*	*	*	*	*	*	*	*	*
10:00	*	*	*	*	*	*	*	*	*	*	*	*	*	*
11:00	*	*	*	*	*	*	*	*	*	*	*	*	*	*
12 PM	17	811	87	8	14	**31**	2	**16**	10	**5**	**2**	0	3	1006
13:00	18	836	73	**9**	**24**	23	1	16	18	0	1	0	3	1022
14:00	11	826	74	7	16	18	3	10	15	2	1	0	**4**	987
15:00	**35**	**929**	**93**	6	16	24	**4**	8	**22**	5	0	0	4	**1146**
16:00	22	904	75	3	13	17	1	9	13	3	2	0	2	1064
17:00	19	838	69	8	16	26	1	8	5	0	2	0	2	994
18:00	12	595	52	4	7	10	0	4	8	1	0	**1**	1	695
19:00	4	488	55	5	7	12	0	5	5	0	0	1	1	583
20:00	7	450	27	3	9	9	0	3	3	0	1	0	1	513
21:00	1	340	31	2	8	3	0	2	1	0	0	0	2	390
22:00	4	223	18	1	5	3	0	9	4	0	0	0	0	267
23:00	0	148	10	1	7	0	0	1	1	0	0	0	0	168
Day Total	150	7388	664	57	142	176	12	91	105	16	9	2	23	8835
Percent	1.7%	83.6%	7.5%	0.6%	1.6%	2.0%	0.1%	1.0%	1.2%	0.2%	0.1%	0.0%	0.3%	
AM Peak Vol.														
PM Peak Vol.	15:00 35	15:00 929	15:00 93	13:00 9	13:00 24	12:00 31	15:00 4	12:00 16	15:00 22	12:00 5	12:00 2	18:00 1	14:00 4	15:00 1146

Pioneer Valley Planning Commission
60 Congress Street
Springfield, MA 01104
(413) 781-6045

Location : West Springfield
Operator : AB, MB
Counter # : 1456
Road Class : U3

Site Code: 9707
Station ID:
Park Ave
W/O Park Ave Ct
Latitude: 0' 0.0000 Undefined

EB

Start Time	Bikes	Cars & Trailers	2 Axle Long	Buses	2 Axle 6 Tire	3 Axle Single	4 Axle Single	<5 Axl Double	5 Axle Double	>6 Axl Double	<6 Axl Multi	6 Axle Multi	>6 Axl Multi	Total
06/20/12	0	95	2	0	1	2	0	3	4	0	0	0	0	107
01:00	0	63	9	0	5	1	0	4	1	0	0	0	0	83
02:00	0	31	0	0	3	0	0	2	6	0	0	0	0	42
03:00	1	41	2	1	1	1	0	1	10	0	0	0	0	58
04:00	0	70	20	0	1	1	0	4	15	0	0	0	0	111
05:00	3	214	34	4	11	4	0	7	20	1	0	0	0	298
06:00	9	513	72	10	14	20	1	11	20	3	1	0	1	675
07:00	24	671	87	12	10	34	0	18	17	2	0	2	1	878
08:00	19	738	85	9	26	18	3	12	21	2	0	2	2	937
09:00	17	693	108	16	28	26	2	13	14	2	1	1	2	923
10:00	13	674	85	6	19	18	5	14	20	1	2	2	3	862
11:00	9	660	84	12	23	16	6	22	15	1	2	0	2	852
12 PM	5	720	86	9	24	15	1	13	12	3	0	0	1	889
13:00	5	664	30	4	7	12	2	5	7	1	1	1	1	740
14:00	4	636	16	1	2	6	1	4	2	2	0	0	0	674
15:00	11	762	47	6	9	13	1	9	8	2	2	1	1	872
16:00	16	800	78	6	12	26	1	12	6	2	2	0	1	962
17:00	14	843	58	6	4	25	0	6	6	2	2	0	1	967
18:00	6	624	47	3	9	15	1	4	7	0	1	3	1	721
19:00	12	499	21	4	6	8	0	4	7	0	1	0	0	562
20:00	7	457	27	2	6	10	0	7	4	0	0	1	1	522
21:00	2	373	17	3	4	4	0	3	3	0	1	0	0	410
22:00	1	285	19	2	5	6	0	7	3	1	0	0	0	329
23:00	3	194	5	1	3	0	0	4	2	0	0	0	0	212
Day Total	181	11320	1039	117	233	281	24	189	230	25	16	13	18	13686
Percent	1.3%	82.7%	7.6%	0.9%	1.7%	2.1%	0.2%	1.4%	1.7%	0.2%	0.1%	0.1%	0.1%	
AM Peak	07:00	08:00	09:00	09:00	09:00	07:00	11:00	11:00	08:00	06:00	10:00	07:00	10:00	08:00
Vol.	24	738	108	16	28	34	6	22	21	3	2	2	3	937
PM Peak	16:00	17:00	12:00	12:00	12:00	16:00	13:00	12:00	12:00	12:00	15:00	18:00	12:00	17:00
Vol.	16	843	86	9	24	26	2	13	12	3	2	3	1	967

Pioneer Valley Planning Commission
60 Congress Street
Springfield, MA 01104
(413) 781-6045

Location : West Springfield
Operator : AB, MB
Counter # : 1456
Road Class : U3

Site Code: 9707
Station ID:
Park Ave
W/O Park Ave Ct
Latitude: 0' 0.0000 Undefined

EB

Start Time	Bikes	Cars & Trailers	2 Axle Long	Buses	2 Axle 6 Tire	3 Axle Single	4 Axle Single	<5 Axl Double	5 Axle Double	>6 Axl Double	<6 Axl Multi	6 Axle Multi	>6 Axl Multi	Total
06/21/12	0	72	4	0	2	0	0	2	6	0	0	0	0	86
01:00	0	52	5	1	1	0	0	1	3	0	0	0	0	63
02:00	0	37	4	0	2	0	0	5	6	0	0	0	0	54
03:00	0	38	3	1	1	0	0	1	9	0	0	0	0	53
04:00	0	62	15	0	3	1	0	4	15	0	0	0	0	100
05:00	1	205	29	5	8	3	0	1	15	0	0	0	0	267
06:00	13	489	63	9	18	13	1	16	24	3	1	0	1	651
07:00	18	590	72	10	18	**35**	2	10	**34**	1	1	**2**	1	794
08:00	**19**	**717**	66	7	18	31	**4**	11	13	0	2	0	**2**	890
09:00	13	717	**82**	5	**23**	31	3	12	27	2	**3**	0	2	**920**
10:00	15	696	71	8	17	24	4	**23**	19	2	3	0	2	884
11:00	13	677	78	**11**	18	26	4	9	25	**4**	2	0	0	867
12 PM	**16**	**737**	**70**	**10**	**11**	**20**	**3**	**7**	**17**	**2**	**1**	**1**	**2**	**897**
13:00	*	*	*	*	*	*	*	*	*	*	*	*	*	*
14:00	*	*	*	*	*	*	*	*	*	*	*	*	*	*
15:00	*	*	*	*	*	*	*	*	*	*	*	*	*	*
16:00	*	*	*	*	*	*	*	*	*	*	*	*	*	*
17:00	*	*	*	*	*	*	*	*	*	*	*	*	*	*
18:00	*	*	*	*	*	*	*	*	*	*	*	*	*	*
19:00	*	*	*	*	*	*	*	*	*	*	*	*	*	*
20:00	*	*	*	*	*	*	*	*	*	*	*	*	*	*
21:00	*	*	*	*	*	*	*	*	*	*	*	*	*	*
22:00	*	*	*	*	*	*	*	*	*	*	*	*	*	*
23:00	*	*	*	*	*	*	*	*	*	*	*	*	*	*
Day Total	108	5089	562	67	140	184	21	102	213	14	13	3	10	6526
Percent	1.7%	78.0%	8.6%	1.0%	2.1%	2.8%	0.3%	1.6%	3.3%	0.2%	0.2%	0.0%	0.2%	
AM Peak	08:00	08:00	09:00	11:00	09:00	07:00	08:00	10:00	07:00	11:00	09:00	07:00	08:00	09:00
Vol.	19	717	82	11	23	35	4	23	34	4	3	2	2	920
PM Peak	12:00	12:00	12:00	12:00	12:00	12:00	12:00	12:00	12:00	12:00	12:00	12:00	12:00	12:00
Vol.	16	737	70	10	11	20	3	7	17	2	1	1	2	897
Grand Total	439	23797	2265	241	515	641	57	382	548	55	38	18	51	29047
Percent	1.5%	81.9%	7.8%	0.8%	1.8%	2.2%	0.2%	1.3%	1.9%	0.2%	0.1%	0.1%	0.2%	

Pioneer Valley Planning Commission
60 Congress Street
Springfield, MA 01104
(413) 781-6045

Location : West Springfield
Operator : AB,MB
Counter # : 1456
Road Class : U0

Site Code: 9708
Station ID:
Bliss St
W/O Progress Ave
Latitude: 0' 0.0000 Undefined

EB

Start Time	Bikes	Cars & Trailers	2 Axle Long	Buses	2 Axle 6 Tire	3 Axle Single	4 Axle Single	<5 Axl Double	5 Axle Double	>6 Axl Double	<6 Axl Multi	6 Axle Multi	>6 Axl Multi	Total
05/09/12	*	*	*	*	*	*	*	*	*	*	*	*	*	*
01:00	*	*	*	*	*	*	*	*	*	*	*	*	*	*
02:00	*	*	*	*	*	*	*	*	*	*	*	*	*	*
03:00	*	*	*	*	*	*	*	*	*	*	*	*	*	*
04:00	*	*	*	*	*	*	*	*	*	*	*	*	*	*
05:00	*	*	*	*	*	*	*	*	*	*	*	*	*	*
06:00	*	*	*	*	*	*	*	*	*	*	*	*	*	*
07:00	*	*	*	*	*	*	*	*	*	*	*	*	*	*
08:00	*	*	*	*	*	*	*	*	*	*	*	*	*	*
09:00	*	*	*	*	*	*	*	*	*	*	*	*	*	*
10:00	*	*	*	*	*	*	*	*	*	*	*	*	*	*
11:00	*	*	*	*	*	*	*	*	*	*	*	*	*	*
12 PM	**3**	49	7	0	**3**	0	0	2	**3**	0	0	0	0	67
13:00	2	46	12	0	2	0	0	0	0	0	0	0	0	62
14:00	2	45	11	0	3	**1**	0	0	0	0	0	0	0	62
15:00	2	**66**	**15**	0	3	1	0	1	0	0	0	0	0	**88**
16:00	1	51	7	0	2	0	0	0	2	0	0	0	0	63
17:00	0	41	7	0	**0**	0	0	0	0	0	0	0	0	48
18:00	0	30	6	0	2	0	0	0	0	0	0	0	0	38
19:00	0	23	6	0	2	0	0	1	1	0	0	0	0	33
20:00	0	13	3	0	1	1	0	0	0	0	0	0	0	18
21:00	0	14	2	0	**0**	0	**0**	**0**	0	0	0	0	0	16
22:00	1	9	3	0	2	0	0	**5**	1	0	0	0	0	21
23:00	0	4	0	0	0	0	0	1	0	0	0	0	0	5
Day Total	11	391	79	0	20	3	0	10	7	0	0	0	0	521
Percent	2.1%	75.0%	15.2%	0.0%	3.8%	0.6%	0.0%	1.9%	1.3%	0.0%	0.0%	0.0%	0.0%	
AM Peak														
Vol.														
PM Peak	12:00	15:00	15:00		12:00	14:00		22:00	12:00					15:00
Vol.	3	66	15		3	1		5	3					88

Pioneer Valley Planning Commission
60 Congress Street
Springfield, MA 01104
(413) 781-6045

Location : West Springfield
Operator : AB,MB
Counter # : 1456
Road Class : U0

Site Code: 9708
Station ID:
Bliss St
W/O Progress Ave
Latitude: 0' 0.0000 Undefined

EB

Start Time	Bikes	Cars & Trailers	2 Axle Long	Buses	2 Axle 6 Tire	3 Axle Single	4 Axle Single	<5 Axl Double	5 Axle Double	>6 Axl Double	<6 Axl Multi	6 Axle Multi	>6 Axl Multi	Total
05/10/12	0	5	1	1	0	1	0	1	0	0	0	0	0	9
01:00	0	3	0	0	0	0	0	0	0	0	0	0	0	3
02:00	0	8	2	0	1	0	0	1	1	0	0	0	0	13
03:00	1	0	1	0	0	1	0	1	1	0	0	0	0	5
04:00	1	5	1	0	1	0	0	2	**5**	**1**	0	0	0	16
05:00	1	6	2	0	4	1	0	**3**	5	0	0	0	0	22
06:00	1	18	4	1	4	**3**	0	0	2	0	0	0	0	33
07:00	**3**	38	11	0	3	1	0	3	4	0	0	0	0	63
08:00	0	24	**18**	1	5	0	0	0	3	0	0	0	0	51
09:00	0	**40**	10	0	4	1	0	0	0	0	0	0	0	55
10:00	1	39	10	**2**	5	1	0	3	1	1	0	0	0	63
11:00	1	**49**	12	0	**6**	0	0	0	0	0	0	0	0	**68**
12 PM	0	**70**	17	**1**	2	**1**	0	0	0	0	0	0	0	91
13:00	0	50	11	1	**5**	0	0	0	**2**	0	0	0	0	69
14:00	0	43	12	0	5	0	0	0	0	0	0	0	0	60
15:00	**3**	67	**19**	0	5	0	0	0	0	0	0	0	0	**94**
16:00	0	62	14	0	3	0	0	0	0	0	0	0	0	79
17:00	0	37	2	0	2	0	0	0	0	0	0	0	0	41
18:00	0	35	6	0	3	1	0	0	0	0	0	0	0	45
19:00	0	32	4	0	0	0	0	0	0	0	0	0	0	36
20:00	0	22	5	0	0	0	0	0	0	0	0	0	0	27
21:00	0	9	1	0	1	1	0	0	1	0	0	0	0	13
22:00	0	17	2	0	2	0	0	**4**	1	0	0	0	0	26
23:00	0	9	0	0	1	0	0	3	1	0	0	0	0	14
Day Total	12	688	165	7	62	12	0	21	27	2	0	0	0	996
Percent	1.2%	69.1%	16.6%	0.7%	6.2%	1.2%	0.0%	2.1%	2.7%	0.2%	0.0%	0.0%	0.0%	
AM Peak	07:00	11:00	08:00	10:00	11:00	06:00		05:00	04:00	04:00				11:00
Vol.	3	49	18	2	6	3		3	5	1				68
PM Peak	15:00	12:00	15:00	12:00	13:00	12:00		22:00	13:00					15:00
Vol.	3	70	19	1	5	1		4	2					94

Pioneer Valley Planning Commission
60 Congress Street
Springfield, MA 01104
(413) 781-6045

Location : West Springfield
Operator : AB,MB
Counter # : 1456
Road Class : U0

Site Code: 9708
Station ID:
Bliss St
W/O Progress Ave
Latitude: 0' 0.0000 Undefined

EB

Start Time	Bikes	Cars & Trailers	2 Axle Long	Buses	2 Axle 6 Tire	3 Axle Single	4 Axle Single	<5 Axl Double	5 Axle Double	>6 Axl Double	<6 Axl Multi	6 Axle Multi	>6 Axl Multi	Total
05/11/12	0	2	0	0	0	0	0	2	1	0	0	0	0	5
01:00	0	3	0	0	0	0	0	0	0	0	0	0	0	3
02:00	1	2	2	0	0	1	0	1	2	0	0	0	0	9
03:00	0	0	2	0	0	0	0	**4**	2	0	0	0	0	8
04:00	0	1	1	0	0	0	0	0	3	0	0	0	0	5
05:00	0	6	1	**1**	3	0	0	1	**9**	0	0	0	0	21
06:00	0	13	2	0	**5**	0	0	1	5	0	0	0	0	26
07:00	**3**	30	13	1	3	0	0	2	4	0	0	0	0	56
08:00	1	35	**14**	1	3	**4**	0	2	2	0	0	0	0	62
09:00	2	**45**	8	0	4	1	**1**	0	1	**1**	0	0	0	**63**
10:00	0	43	13	1	4	0	0	0	0	0	0	0	0	61
11:00	*	*	*	*	*	*	*	*	*	*	*	*	*	*
12 PM	*	*	*	*	*	*	*	*	*	*	*	*	*	*
13:00	*	*	*	*	*	*	*	*	*	*	*	*	*	*
14:00	*	*	*	*	*	*	*	*	*	*	*	*	*	*
15:00	*	*	*	*	*	*	*	*	*	*	*	*	*	*
16:00	*	*	*	*	*	*	*	*	*	*	*	*	*	*
17:00	*	*	*	*	*	*	*	*	*	*	*	*	*	*
18:00	*	*	*	*	*	*	*	*	*	*	*	*	*	*
19:00	*	*	*	*	*	*	*	*	*	*	*	*	*	*
20:00	*	*	*	*	*	*	*	*	*	*	*	*	*	*
21:00	*	*	*	*	*	*	*	*	*	*	*	*	*	*
22:00	*	*	*	*	*	*	*	*	*	*	*	*	*	*
23:00	*	*	*	*	*	*	*	*	*	*	*	*	*	*
Day Total	7	180	56	4	22	6	1	13	29	1	0	0	0	319
Percent	2.2%	56.4%	17.6%	1.3%	6.9%	1.9%	0.3%	4.1%	9.1%	0.3%	0.0%	0.0%	0.0%	
AM Peak	07:00	09:00	08:00	05:00	06:00	08:00	09:00	03:00	05:00	09:00				09:00
Vol.	3	45	14	1	5	4	1	4	9	1				63
PM Peak Vol.														
Grand Total	30	1259	300	11	104	21	1	44	63	3	0	0	0	1836
Percent	1.6%	68.6%	16.3%	0.6%	5.7%	1.1%	0.1%	2.4%	3.4%	0.2%	0.0%	0.0%	0.0%	

Pioneer Valley Planning Commission
60 Congress Street
Springfield, MA 01104
(413) 781-6045

Location : West Springfield
Operator : AB,MB
Counter # : 1456
Road Class : U0

Site Code: 9708
Station ID:
Bliss St
W/O Progress Ave
Latitude: 0' 0.0000 Undefined

WB

Start Time	Bikes	Cars & Trailers	2 Axle Long	Buses	2 Axle 6 Tire	3 Axle Single	4 Axle Single	<5 Axl Double	5 Axle Double	>6 Axl Double	<6 Axl Multi	6 Axle Multi	>6 Axl Multi	Total
05/09/12	*	*	*	*	*	*	*	*	*	*	*	*	*	*
01:00	*	*	*	*	*	*	*	*	*	*	*	*	*	*
02:00	*	*	*	*	*	*	*	*	*	*	*	*	*	*
03:00	*	*	*	*	*	*	*	*	*	*	*	*	*	*
04:00	*	*	*	*	*	*	*	*	*	*	*	*	*	*
05:00	*	*	*	*	*	*	*	*	*	*	*	*	*	*
06:00	*	*	*	*	*	*	*	*	*	*	*	*	*	*
07:00	*	*	*	*	*	*	*	*	*	*	*	*	*	*
08:00	*	*	*	*	*	*	*	*	*	*	*	*	*	*
09:00	*	*	*	*	*	*	*	*	*	*	*	*	*	*
10:00	*	*	*	*	*	*	*	*	*	*	*	*	*	*
11:00	*	*	*	*	*	*	*	*	*	*	*	*	*	*
12 PM	**3**	82	13	0	3	0	0	**2**	0	0	0	0	0	103
13:00	1	70	**19**	0	**6**	0	0	0	0	0	0	0	0	96
14:00	0	54	17	2	3	0	0	0	0	0	0	0	0	76
15:00	1	75	18	**3**	3	0	0	0	**1**	0	0	0	0	101
16:00	2	96	16	0	5	**1**	0	0	0	0	0	0	0	**120**
17:00	0	**102**	13	1	3	0	0	1	0	0	0	0	0	120
18:00	0	56	5	0	2	0	0	1	0	0	0	0	0	64
19:00	0	32	7	0	1	0	0	0	0	0	0	0	0	40
20:00	1	27	1	0	2	0	0	0	0	0	0	0	0	31
21:00	0	22	1	0	1	0	0	0	0	0	0	0	0	24
22:00	0	7	1	0	0	0	0	0	0	0	0	0	0	8
23:00	0	7	1	0	0	0	0	0	0	0	0	0	0	8
Day Total	8	630	112	6	29	1	0	4	1	0	0	0	0	791
Percent	1.0%	79.6%	14.2%	0.8%	3.7%	0.1%	0.0%	0.5%	0.1%	0.0%	0.0%	0.0%	0.0%	
AM Peak														16:00
Vol.														120
PM Peak	12:00	17:00	13:00	15:00	13:00	16:00		12:00	15:00					
Vol.	3	102	19	3	6	1		2	1					

Pioneer Valley Planning Commission
60 Congress Street
Springfield, MA 01104
(413) 781-6045

Location : West Springfield
Operator : AB,MB
Counter # : 1456
Road Class : U0

Site Code: 9708
Station ID:
Bliss St
W/O Progress Ave
Latitude: 0' 0.0000 Undefined

WB

Start Time	Bikes	Cars & Trailers	2 Axle Long	Buses	2 Axle 6 Tire	3 Axle Single	4 Axle Single	<5 Axl Double	5 Axle Double	>6 Axl Double	<6 Axl Multi	6 Axle Multi	>6 Axl Multi	Total
05/10/12	0	5	2	0	0	0	0	0	0	0	0	0	0	7
01:00	0	2	0	0	0	0	0	0	0	0	0	0	0	2
02:00	0	0	0	0	0	0	0	0	0	0	0	0	0	0
03:00	0	3	1	0	0	0	0	0	0	0	0	0	0	4
04:00	0	3	1	0	1	0	0	0	0	0	0	0	0	5
05:00	0	19	2	0	1	0	0	0	0	0	0	0	0	22
06:00	1	21	11	0	0	**1**	0	1	0	0	0	0	0	35
07:00	**3**	30	7	**1**	0	0	0	0	1	0	0	0	0	42
08:00	0	34	15	1	3	0	0	0	0	0	0	0	0	53
09:00	0	51	16	0	2	0	0	0	**2**	0	0	0	0	71
10:00	0	48	**19**	0	4	1	0	0	0	0	0	0	0	72
11:00	0	**78**	15	0	**9**	0	0	**2**	1	0	0	0	0	**105**
12 PM	0	86	14	0	0	**1**	0	1	0	0	0	0	0	102
13:00	0	58	16	1	**7**	0	0	0	0	0	0	0	0	82
14:00	0	84	17	**3**	3	1	0	**2**	0	0	0	0	0	110
15:00	0	76	**20**	1	6	1	0	0	**1**	0	0	0	0	105
16:00	0	99	14	0	6	0	0	1	0	0	0	0	0	120
17:00	0	**106**	19	0	3	0	0	0	1	0	0	0	0	**129**
18:00	0	60	7	0	0	0	0	0	0	0	0	0	0	67
19:00	0	28	8	0	1	0	0	0	1	0	0	0	0	38
20:00	0	34	6	0	0	0	0	0	0	0	0	0	0	40
21:00	0	31	4	0	1	0	0	0	0	0	0	0	0	36
22:00	0	12	1	0	0	0	0	0	0	0	0	0	0	13
23:00	0	7	2	0	0	0	0	0	0	0	0	0	0	9
Day Total	4	975	217	7	47	5	0	7	7	0	0	0	0	1269
Percent	0.3%	76.8%	17.1%	0.6%	3.7%	0.4%	0.0%	0.6%	0.6%	0.0%	0.0%	0.0%	0.0%	
AM Peak	07:00	11:00	10:00	07:00	11:00	06:00		11:00	09:00					11:00
Vol.	3	78	19	1	9	1		2	2					105
PM Peak		17:00	15:00	14:00	13:00	12:00		14:00	15:00					17:00
Vol.		106	20	3	7	1		2	1					129

Pioneer Valley Planning Commission
60 Congress Street
Springfield, MA 01104
(413) 781-6045

Location : West Springfield
Operator : AB,MB
Counter # : 1456
Road Class : U0

Site Code: 9708
Station ID:
Bliss St
W/O Progress Ave
Latitude: 0' 0.0000 Undefined

WB

Start Time	Bikes	Cars & Trailers	2 Axle Long	Buses	2 Axle 6 Tire	3 Axle Single	4 Axle Single	<5 Axl Double	5 Axle Double	>6 Axl Double	<6 Axl Multi	6 Axle Multi	>6 Axl Multi	Total
05/11/12	0	2	3	0	0	0	0	0	0	0	0	0	0	5
01:00	0	2	0	0	0	0	0	0	**1**	0	0	0	0	3
02:00	0	1	0	0	0	0	0	0	0	0	0	0	0	1
03:00	0	1	1	0	0	0	0	0	0	0	0	0	0	2
04:00	0	2	1	0	0	0	0	0	0	0	0	0	0	3
05:00	**1**	11	5	0	0	0	0	0	0	0	0	0	0	17
06:00	1	20	7	0	0	0	0	0	1	0	0	0	0	29
07:00	0	30	11	**1**	0	0	0	0	0	0	0	0	0	42
08:00	0	33	**13**	1	4	**1**	0	0	1	0	0	0	0	53
09:00	0	**55**	10	0	**8**	1	0	0	0	0	0	0	0	**74**
10:00	0	46	9	0	3	0	0	0	0	0	0	0	0	58
11:00	*	*	*	*	*	*	*	*	*	*	*	*	*	*
12 PM	*	*	*	*	*	*	*	*	*	*	*	*	*	*
13:00	*	*	*	*	*	*	*	*	*	*	*	*	*	*
14:00	*	*	*	*	*	*	*	*	*	*	*	*	*	*
15:00	*	*	*	*	*	*	*	*	*	*	*	*	*	*
16:00	*	*	*	*	*	*	*	*	*	*	*	*	*	*
17:00	*	*	*	*	*	*	*	*	*	*	*	*	*	*
18:00	*	*	*	*	*	*	*	*	*	*	*	*	*	*
19:00	*	*	*	*	*	*	*	*	*	*	*	*	*	*
20:00	*	*	*	*	*	*	*	*	*	*	*	*	*	*
21:00	*	*	*	*	*	*	*	*	*	*	*	*	*	*
22:00	*	*	*	*	*	*	*	*	*	*	*	*	*	*
23:00	*	*	*	*	*	*	*	*	*	*	*	*	*	*
Day Total	2	203	60	2	15	2	0	0	3	0	0	0	0	287
Percent	0.7%	70.7%	20.9%	0.7%	5.2%	0.7%	0.0%	0.0%	1.0%	0.0%	0.0%	0.0%	0.0%	
AM Peak	05:00	09:00	08:00	07:00	09:00	08:00			01:00					09:00
Vol.	1	55	13	1	8	1			1					74
PM Peak Vol.														
Grand Total	14	1808	389	15	91	8	0	11	11	0	0	0	0	2347
Percent	0.6%	77.0%	16.6%	0.6%	3.9%	0.3%	0.0%	0.5%	0.5%	0.0%	0.0%	0.0%	0.0%	

Pioneer Valley Planning Commission
60 Congress Street
Springfield, MA 01104
(413) 781-6045

Location : West Springfield
Operator : AB, MB
Counter # : 1602
Road Class : U3

Site Code: 9709
Station ID:
Memorial Ave
W/O Big E Gate 1
Latitude: 0' 0.0000 Undefined

WB

Start Time	Bikes	Cars & Trailers	2 Axle Long	Buses	2 Axle 6 Tire	3 Axle Single	4 Axle Single	<5 Axl Double	5 Axle Double	>6 Axl Double	<6 Axl Multi	6 Axle Multi	>6 Axl Multi	Total
06/19/12	*	*	*	*	*	*	*	*	*	*	*	*	*	*
01:00	*	*	*	*	*	*	*	*	*	*	*	*	*	*
02:00	*	*	*	*	*	*	*	*	*	*	*	*	*	*
03:00	*	*	*	*	*	*	*	*	*	*	*	*	*	*
04:00	*	*	*	*	*	*	*	*	*	*	*	*	*	*
05:00	*	*	*	*	*	*	*	*	*	*	*	*	*	*
06:00	*	*	*	*	*	*	*	*	*	*	*	*	*	*
07:00	*	*	*	*	*	*	*	*	*	*	*	*	*	*
08:00	*	*	*	*	*	*	*	*	*	*	*	*	*	*
09:00	*	*	*	*	*	*	*	*	*	*	*	*	*	*
10:00	*	*	*	*	*	*	*	*	*	*	*	*	*	*
11:00	**11**	**414**	**61**	**1**	**13**	**7**	0	**5**	**1**	0	0	0	0	**513**
12 PM	15	407	60	**2**	**13**	**17**	0	4	0	0	**1**	0	0	519
13:00	15	436	**61**	0	8	7	0	3	0	0	0	0	0	530
14:00	12	437	61	2	7	3	0	5	0	0	0	0	**1**	528
15:00	11	515	47	1	6	11	**1**	**6**	**3**	0	1	0	1	603
16:00	9	**562**	58	2	13	9	0	6	0	0	1	**1**	0	**661**
17:00	**23**	499	44	2	1	5	1	3	1	**1**	0	0	0	580
18:00	4	356	38	0	12	3	0	3	0	0	0	0	0	416
19:00	8	321	29	0	2	1	0	0	1	0	0	0	0	362
20:00	4	277	16	1	6	1	0	1	0	0	0	0	0	306
21:00	2	194	9	0	2	0	0	0	0	0	0	0	0	207
22:00	1	107	9	0	0	1	0	1	0	0	0	0	0	119
23:00	1	63	2	0	0	0	0	0	0	0	0	0	0	66
Day Total	116	4588	495	11	83	65	2	37	6	1	3	1	2	5410
Percent	2.1%	84.8%	9.1%	0.2%	1.5%	1.2%	0.0%	0.7%	0.1%	0.0%	0.1%	0.0%	0.0%	
AM Peak	11:00	11:00	11:00	11:00	11:00	11:00		11:00	11:00					11:00
Vol.	11	414	61	1	13	7		5	1					513
PM Peak	17:00	16:00	13:00	12:00	12:00	12:00	15:00	15:00	15:00	17:00	12:00	16:00	14:00	16:00
Vol.	23	562	61	2	13	17	1	6	3	1	1	1	1	661

Pioneer Valley Planning Commission
60 Congress Street
Springfield, MA 01104
(413) 781-6045

Location : West Springfield
Operator : AB, MB
Counter # : 1602
Road Class : U3

Site Code: 9709
Station ID:
Memorial Ave
W/O Big E Gate 1
Latitude: 0' 0.0000 Undefined

WB

Start Time	Bikes	Cars & Trailers	2 Axle Long	Buses	2 Axle 6 Tire	3 Axle Single	4 Axle Single	<5 Axl Double	5 Axle Double	>6 Axl Double	<6 Axl Multi	6 Axle Multi	>6 Axl Multi	Total
06/20/12	0	49	6	0	0	0	0	0	0	0	0	0	0	55
01:00	0	26	2	0	0	0	0	0	0	0	0	0	0	28
02:00	0	18	1	0	0	1	0	0	1	0	0	0	0	21
03:00	0	9	2	0	0	0	0	0	0	0	0	0	0	11
04:00	1	15	4	0	0	0	0	1	0	0	0	0	0	21
05:00	0	56	11	1	2	0	0	1	0	0	0	0	0	71
06:00	4	145	31	2	5	3	0	3	0	0	0	0	0	193
07:00	2	183	39	3	7	0	0	0	1	0	0	0	0	235
08:00	5	221	58	**4**	**13**	1	0	0	**2**	0	0	0	0	304
09:00	7	337	58	0	9	7	0	2	1	0	0	0	0	421
10:00	**8**	406	**72**	3	11	**9**	0	**6**	1	0	0	0	0	**516**
11:00	8	**414**	57	0	9	6	0	4	1	0	0	0	0	499
12 PM	9	420	55	2	9	4	**1**	5	1	0	0	0	0	506
13:00	12	412	56	**5**	9	7	0	5	**2**	0	0	0	**1**	509
14:00	11	460	59	1	12	6	0	**7**	0	**1**	0	0	0	557
15:00	**16**	463	**65**	1	**13**	7	0	3	0	0	**2**	0	0	570
16:00	11	514	64	0	7	**9**	0	7	0	1	0	0	0	613
17:00	8	**551**	52	1	5	5	0	2	1	0	0	0	0	**625**
18:00	8	353	30	0	5	2	0	2	0	0	0	0	0	400
19:00	2	298	20	0	2	2	0	0	1	0	0	0	0	325
20:00	5	281	32	0	6	2	0	1	0	0	0	0	0	327
21:00	8	212	6	0	1	1	0	1	0	0	0	0	0	229
22:00	3	111	5	0	1	1	0	1	0	0	0	0	0	122
23:00	2	74	4	0	0	0	0	0	0	0	0	0	0	80
Day Total	130	6028	789	23	126	73	1	51	12	2	2	0	1	7238
Percent	1.8%	83.3%	10.9%	0.3%	1.7%	1.0%	0.0%	0.7%	0.2%	0.0%	0.0%	0.0%	0.0%	
AM Peak	10:00	11:00	10:00	08:00	08:00	10:00		10:00	08:00					10:00
Vol.	8	414	72	4	13	9		6	2					516
PM Peak	15:00	17:00	15:00	13:00	15:00	16:00	12:00	14:00	13:00	14:00	15:00		13:00	17:00
Vol.	16	551	65	5	13	9	1	7	2	1	2		1	625

Pioneer Valley Planning Commission
60 Congress Street
Springfield, MA 01104
(413) 781-6045

Location : West Springfield
Operator : AB, MB
Counter # : 1602
Road Class : U3

Site Code: 9709
Station ID:
Memorial Ave
W/O Big E Gate 1
Latitude: 0' 0.0000 Undefined

WB

Start Time	Bikes	Cars & Trailers	2 Axle Long	Buses	2 Axle 6 Tire	3 Axle Single	4 Axle Single	<5 Axl Double	5 Axle Double	>6 Axl Double	<6 Axl Multi	6 Axle Multi	>6 Axl Multi	Total
06/21/12	0	41	8	0	0	0	0	0	0	0	0	0	0	49
01:00	0	25	0	0	1	0	0	0	1	0	0	0	0	27
02:00	1	15	2	0	0	0	0	0	0	0	0	0	0	18
03:00	0	14	1	0	0	1	0	0	0	0	0	0	0	16
04:00	1	17	1	0	0	0	0	0	0	0	0	0	0	19
05:00	1	55	7	0	1	1	0	0	0	0	0	0	0	65
06:00	2	133	28	4	3	2	0	0	0	0	0	0	0	172
07:00	2	190	30	3	9	2	0	3	1	1	0	0	0	241
08:00	2	239	40	2	9	3	0	4	1	0	0	0	0	300
09:00	6	307	50	1	14	5	0	4	1	1	0	0	0	389
10:00	6	349	51	1	12	1	0	3	1	0	0	0	0	424
11:00	*	*	*	*	*	*	*	*	*	*	*	*	*	*
12 PM	*	*	*	*	*	*	*	*	*	*	*	*	*	*
13:00	*	*	*	*	*	*	*	*	*	*	*	*	*	*
14:00	*	*	*	*	*	*	*	*	*	*	*	*	*	*
15:00	*	*	*	*	*	*	*	*	*	*	*	*	*	*
16:00	*	*	*	*	*	*	*	*	*	*	*	*	*	*
17:00	*	*	*	*	*	*	*	*	*	*	*	*	*	*
18:00	*	*	*	*	*	*	*	*	*	*	*	*	*	*
19:00	*	*	*	*	*	*	*	*	*	*	*	*	*	*
20:00	*	*	*	*	*	*	*	*	*	*	*	*	*	*
21:00	*	*	*	*	*	*	*	*	*	*	*	*	*	*
22:00	*	*	*	*	*	*	*	*	*	*	*	*	*	*
23:00	*	*	*	*	*	*	*	*	*	*	*	*	*	*
Day Total	21	1385	218	11	49	15	0	14	5	2	0	0	0	1720
Percent	1.2%	80.5%	12.7%	0.6%	2.8%	0.9%	0.0%	0.8%	0.3%	0.1%	0.0%	0.0%	0.0%	
AM Peak	09:00	10:00	10:00	06:00	09:00	09:00		08:00	01:00	07:00				10:00
Vol.	6	349	51	4	14	5		4	1	1				424
PM Peak														
Vol.														
Grand Total	267	12001	1502	45	258	153	3	102	23	5	5	1	3	14368
Percent	1.9%	83.5%	10.5%	0.3%	1.8%	1.1%	0.0%	0.7%	0.2%	0.0%	0.0%	0.0%	0.0%	

Pioneer Valley Planning Commission
60 Congress Street
Springfield, MA 01104
(413) 781-6045

Location : West Springfield
Operator : AB, MB
Counter # : 1602
Road Class : U3

Site Code: 9709
Station ID:
Memorial Ave
W/O Big E Gate 1
Latitude: 0' 0.0000 Undefined

EB

Start Time	Bikes	Cars & Trailers	2 Axle Long	Buses	2 Axle 6 Tire	3 Axle Single	4 Axle Single	<5 Axl Double	5 Axle Double	>6 Axl Double	<6 Axl Multi	6 Axle Multi	>6 Axl Multi	Total
06/19/12	*	*	*	*	*	*	*	*	*	*	*	*	*	*
01:00	*	*	*	*	*	*	*	*	*	*	*	*	*	*
02:00	*	*	*	*	*	*	*	*	*	*	*	*	*	*
03:00	*	*	*	*	*	*	*	*	*	*	*	*	*	*
04:00	*	*	*	*	*	*	*	*	*	*	*	*	*	*
05:00	*	*	*	*	*	*	*	*	*	*	*	*	*	*
06:00	*	*	*	*	*	*	*	*	*	*	*	*	*	*
07:00	*	*	*	*	*	*	*	*	*	*	*	*	*	*
08:00	*	*	*	*	*	*	*	*	*	*	*	*	*	*
09:00	*	*	*	*	*	*	*	*	*	*	*	*	*	*
10:00	*	*	*	*	*	*	*	*	*	*	*	*	*	*
11:00	**16**	**393**	**53**	**5**	**8**	**7**	0	**3**	**2**	0	0	0	0	**487**
12 PM	**19**	394	34	**4**	6	**8**	0	1	1	0	**1**	0	0	468
13:00	17	354	36	3	5	4	0	**6**	1	0	0	0	0	426
14:00	10	**407**	44	2	**8**	4	0	0	0	0	0	0	0	**475**
15:00	13	378	40	2	5	2	0	3	1	0	0	**1**	0	445
16:00	11	367	**49**	1	6	5	0	2	**2**	0	0	0	0	443
17:00	9	352	18	1	7	4	0	1	1	0	0	0	0	393
18:00	9	288	29	1	5	2	0	1	1	0	0	0	0	336
19:00	6	297	27	1	2	1	**2**	1	0	**0**	0	0	0	337
20:00	7	227	23	1	5	1	0	0	0	0	0	0	0	264
21:00	2	171	14	0	2	2	0	1	0	0	0	0	0	192
22:00	4	84	3	0	0	1	0	0	0	0	0	0	0	92
23:00	1	56	4	0	1	1	0	1	0	0	0	0	0	64
Day Total	124	3768	374	21	60	42	2	20	9	0	1	1	0	4422
Percent	2.8%	85.2%	8.5%	0.5%	1.4%	0.9%	0.0%	0.5%	0.2%	0.0%	0.0%	0.0%	0.0%	
AM Peak	11:00	11:00	11:00	11:00	11:00	11:00		11:00	11:00					11:00
Vol.	16	393	53	5	8	7		3	2					487
PM Peak	12:00	14:00	16:00	12:00	14:00	12:00	19:00	13:00	16:00		12:00	15:00		14:00
Vol.	19	407	49	4	8	8	2	6	2		1	1		475

Pioneer Valley Planning Commission
60 Congress Street
Springfield, MA 01104
(413) 781-6045

Location : West Springfield
Operator : AB, MB
Counter # : 1602
Road Class : U3

Site Code: 9709
Station ID:
Memorial Ave
W/O Big E Gate 1
Latitude: 0' 0.0000 Undefined

EB

Start Time	Bikes	Cars & Trailers	2 Axle Long	Buses	2 Axle 6 Tire	3 Axle Single	4 Axle Single	<5 Axl Double	5 Axle Double	>6 Axl Double	<6 Axl Multi	6 Axle Multi	>6 Axl Multi	Total
06/20/12	0	33	1	0	0	0	0	0	1	0	0	0	0	35
01:00	0	16	0	0	1	1	0	0	1	0	0	0	0	19
02:00	0	18	1	0	0	1	0	1	1	0	0	0	0	22
03:00	0	10	2	0	0	3	0	**4**	0	0	0	0	0	19
04:00	0	31	3	0	0	0	**1**	0	0	0	0	0	0	35
05:00	0	72	10	1	0	0	0	2	0	0	0	0	0	85
06:00	3	167	37	1	3	2	0	1	2	0	0	0	0	216
07:00	7	390	51	2	**11**	**7**	0	3	**4**	0	0	**1**	0	476
08:00	**11**	**408**	**80**	**5**	8	4	0	4	2	0	0	0	0	**522**
09:00	8	380	45	2	9	4	0	1	0	0	**1**	0	0	450
10:00	8	354	58	0	9	5	0	2	2	0	0	0	0	438
11:00	5	383	38	2	8	4	0	3	1	0	0	0	0	444
12 PM	14	**406**	43	**3**	6	5	**1**	0	1	0	0	0	0	**479**
13:00	9	396	45	2	7	**6**	1	**3**	**3**	0	0	0	**1**	473
14:00	15	377	41	0	**11**	5	0	1	0	0	0	0	0	450
15:00	16	388	38	1	6	5	0	1	0	0	0	0	1	456
16:00	**19**	358	**47**	0	4	6	0	2	3	**1**	0	0	0	440
17:00	11	341	36	1	4	1	0	3	0	0	0	0	0	397
18:00	6	297	26	1	2	5	0	2	2	0	0	0	0	341
19:00	6	276	22	0	2	2	0	1	0	0	0	0	0	309
20:00	4	258	21	0	2	1	0	0	0	0	0	0	0	286
21:00	6	182	12	0	3	1	0	2	0	0	0	0	0	206
22:00	2	101	6	0	1	0	0	1	0	0	0	0	0	111
23:00	0	70	4	0	0	0	0	1	0	0	0	0	0	75
Day Total	150	5712	667	21	97	68	3	38	23	1	1	1	2	6784
Percent	2.2%	84.2%	9.8%	0.3%	1.4%	1.0%	0.0%	0.6%	0.3%	0.0%	0.0%	0.0%	0.0%	
AM Peak	08:00	08:00	08:00	08:00	07:00	07:00	04:00	03:00	07:00		09:00	07:00		08:00
Vol.	11	408	80	5	11	7	1	4	4		1	1		522
PM Peak	16:00	12:00	16:00	12:00	14:00	13:00	12:00	13:00	13:00	16:00			13:00	12:00
Vol.	19	406	47	3	11	6	1	3	3	1			1	479

Pioneer Valley Planning Commission
60 Congress Street
Springfield, MA 01104
(413) 781-6045

Location : West Springfield
Operator : AB, MB
Counter # : 1602
Road Class : U3

Site Code: 9709
Station ID:
Memorial Ave
W/O Big E Gate 1
Latitude: 0' 0.0000 Undefined

EB

Start Time	Bikes	Cars & Trailers	2 Axle Long	Buses	2 Axle 6 Tire	3 Axle Single	4 Axle Single	<5 Axl Double	5 Axle Double	>6 Axl Double	<6 Axl Multi	6 Axle Multi	>6 Axl Multi	Total
06/21/12	1	33	8	0	0	0	0	0	0	0	0	0	0	42
01:00	0	18	0	0	1	2	0	0	1	0	0	0	0	22
02:00	0	24	1	0	0	1	0	0	3	0	0	0	0	29
03:00	0	20	2	0	0	1	0	**4**	1	0	0	0	0	28
04:00	0	31	3	0	0	0	0	1	1	0	0	0	0	36
05:00	0	62	12	1	0	0	0	3	0	0	0	0	0	78
06:00	2	180	44	1	6	1	0	2	3	0	0	0	0	239
07:00	11	416	**80**	1	11	2	0	3	**5**	0	0	0	0	**529**
08:00	6	**419**	63	1	**12**	**7**	0	2	2	0	0	0	0	512
09:00	**12**	387	51	**3**	8	2	0	4	3	0	0	0	0	470
10:00	9	373	61	2	11	7	0	3	1	**1**	0	0	0	468
11:00	*	*	*	*	*	*	*	*	*	*	*	*	*	*
12 PM	*	*	*	*	*	*	*	*	*	*	*	*	*	*
13:00	*	*	*	*	*	*	*	*	*	*	*	*	*	*
14:00	*	*	*	*	*	*	*	*	*	*	*	*	*	*
15:00	*	*	*	*	*	*	*	*	*	*	*	*	*	*
16:00	*	*	*	*	*	*	*	*	*	*	*	*	*	*
17:00	*	*	*	*	*	*	*	*	*	*	*	*	*	*
18:00	*	*	*	*	*	*	*	*	*	*	*	*	*	*
19:00	*	*	*	*	*	*	*	*	*	*	*	*	*	*
20:00	*	*	*	*	*	*	*	*	*	*	*	*	*	*
21:00	*	*	*	*	*	*	*	*	*	*	*	*	*	*
22:00	*	*	*	*	*	*	*	*	*	*	*	*	*	*
23:00	*	*	*	*	*	*	*	*	*	*	*	*	*	*
Day Total	41	1963	325	9	49	23	0	22	20	1	0	0	0	2453
Percent	1.7%	80.0%	13.2%	0.4%	2.0%	0.9%	0.0%	0.9%	0.8%	0.0%	0.0%	0.0%	0.0%	
AM Peak	09:00	08:00	07:00	09:00	08:00	08:00		03:00	07:00	10:00				07:00
Vol.	12	419	80	3	12	7		4	5	1				529
PM Peak Vol.														
Grand Total	315	11443	1366	51	206	133	5	80	52	2	2	2	2	13659
Percent	2.3%	83.8%	10.0%	0.4%	1.5%	1.0%	0.0%	0.6%	0.4%	0.0%	0.0%	0.0%	0.0%	

Pioneer Valley Planning Commission
60 Congress Street
Springfield, MA 01104
(413) 781-6045

Location : West Springfield
Operator : AB, MB
Counter # : 1478
Road Class : U0

Site Code: 9710
Station ID:
Lowell St.
N/O Memorial Ave
Latitude: 0' 0.0000 Undefined

SB

Start Time	Bikes	Cars & Trailers	2 Axle Long	Buses	2 Axle 6 Tire	3 Axle Single	4 Axle Single	<5 Axl Double	5 Axle Double	>6 Axl Double	<6 Axl Multi	6 Axle Multi	>6 Axl Multi	Total
05/21/12	*	*	*	*	*	*	*	*	*	*	*	*	*	*
01:00	*	*	*	*	*	*	*	*	*	*	*	*	*	*
02:00	*	*	*	*	*	*	*	*	*	*	*	*	*	*
03:00	*	*	*	*	*	*	*	*	*	*	*	*	*	*
04:00	*	*	*	*	*	*	*	*	*	*	*	*	*	*
05:00	*	*	*	*	*	*	*	*	*	*	*	*	*	*
06:00	*	*	*	*	*	*	*	*	*	*	*	*	*	*
07:00	*	*	*	*	*	*	*	*	*	*	*	*	*	*
08:00	*	*	*	*	*	*	*	*	*	*	*	*	*	*
09:00	*	*	*	*	*	*	*	*	*	*	*	*	*	*
10:00	*	*	*	*	*	*	*	*	*	*	*	*	*	*
11:00	**1**	**34**	**5**	0	**2**	0	0	0	0	0	0	0	0	**42**
12 PM	**2**	**21**	5	0	0	0	0	0	0	0	0	0	0	28
13:00	2	21	5	0	0	0	0	0	0	0	0	0	0	28
14:00	1	11	2	0	1	0	0	0	0	0	0	0	0	15
15:00	2	20	5	0	**3**	0	0	0	0	0	0	0	0	**30**
16:00	0	15	5	0	1	0	0	0	0	0	0	0	0	21
17:00	0	6	**7**	0	1	0	0	0	0	0	0	0	0	14
18:00	1	8	1	0	1	0	0	0	0	0	0	0	0	11
19:00	0	8	0	0	0	0	0	0	0	0	0	0	0	8
20:00	0	4	2	0	0	0	0	0	0	0	0	0	0	6
21:00	0	4	1	0	0	0	0	0	0	0	0	0	0	5
22:00	0	5	0	0	0	0	0	0	0	0	0	0	0	5
23:00	0	2	0	0	0	0	0	0	0	0	0	0	0	2
Day Total	9	159	38	0	9	0	0	0	0	0	0	0	0	215
Percent	4.2%	74.0%	17.7%	0.0%	4.2%	0.0%	0.0%	0.0%	0.0%	0.0%	0.0%	0.0%	0.0%	
AM Peak	11:00	11:00	11:00		11:00									11:00
Vol.	1	34	5		2									42
PM Peak	12:00	12:00	17:00		15:00									15:00
Vol.	2	21	7		3									30

Pioneer Valley Planning Commission
60 Congress Street
Springfield, MA 01104
(413) 781-6045

Location : West Springfield
Operator : AB, MB
Counter # : 1478
Road Class : U0

Site Code: 9710
Station ID:
Lowell St.
N/O Memorial Ave
Latitude: 0' 0.0000 Undefined

SB

Start Time	Bikes	Cars & Trailers	2 Axle Long	Buses	2 Axle 6 Tire	3 Axle Single	4 Axle Single	<5 Axl Double	5 Axle Double	>6 Axl Double	<6 Axl Multi	6 Axle Multi	>6 Axl Multi	Total
05/22/12	0	0	0	0	0	0	0	0	0	0	0	0	0	0
01:00	0	2	0	0	0	0	0	0	0	0	0	0	0	2
02:00	0	1	0	0	0	0	0	0	0	0	0	0	0	1
03:00	0	0	1	0	0	0	0	0	0	0	0	0	0	1
04:00	0	2	0	0	0	0	0	0	0	0	0	0	0	2
05:00	0	1	1	0	0	0	0	0	0	0	0	0	0	2
06:00	0	3	6	0	2	0	0	0	0	0	0	0	0	11
07:00	0	10	6	0	1	**1**	0	0	0	0	0	0	0	18
08:00	1	**18**	5	0	0	0	0	0	0	0	0	0	0	24
09:00	1	13	7	0	1	1	0	0	0	0	0	0	0	23
10:00	**2**	16	**8**	0	**3**	0	0	0	0	0	0	0	0	**29**
11:00	2	14	4	0	2	1	0	0	0	0	0	0	0	23
12 PM	2	14	4	0	1	0	0	0	0	0	0	0	0	21
13:00	**3**	**29**	5	0	0	0	0	0	0	0	0	0	0	**37**
14:00	3	26	**6**	0	1	0	0	0	0	0	0	0	0	36
15:00	2	24	4	**1**	**3**	0	0	0	0	0	0	0	0	34
16:00	0	14	5	0	1	0	0	0	0	0	0	0	0	20
17:00	1	7	3	0	0	0	0	0	0	0	0	0	0	11
18:00	1	11	1	0	1	0	0	0	0	0	0	0	0	14
19:00	0	5	3	0	0	0	0	0	0	0	0	0	0	8
20:00	0	6	1	0	0	0	0	0	0	0	0	0	0	7
21:00	0	6	0	0	0	0	0	0	0	0	0	0	0	6
22:00	0	4	2	0	1	0	0	0	0	0	0	0	0	7
23:00	0	0	0	0	0	0	0	0	0	0	0	0	0	0
Day Total	18	226	72	1	17	3	0	0	0	0	0	0	0	337
Percent	5.3%	67.1%	21.4%	0.3%	5.0%	0.9%	0.0%	0.0%	0.0%	0.0%	0.0%	0.0%	0.0%	
AM Peak	10:00	08:00	10:00		10:00	07:00								10:00
Vol.	2	18	8		3	1								29
PM Peak	13:00	13:00	14:00	15:00	15:00									13:00
Vol.	3	29	6	1	3									37

Pioneer Valley Planning Commission
60 Congress Street
Springfield, MA 01104
(413) 781-6045

Location : West Springfield
Operator : AB, MB
Counter # : 1478
Road Class : U0

Site Code: 9710
Station ID:
Lowell St.
N/O Memorial Ave
Latitude: 0' 0.0000 Undefined

SB

Start Time	Bikes	Cars & Trailers	2 Axle Long	Buses	2 Axle 6 Tire	3 Axle Single	4 Axle Single	<5 Axl Double	5 Axle Double	>6 Axl Double	<6 Axl Multi	6 Axle Multi	>6 Axl Multi	Total
05/23/12	0	2	0	0	0	0	0	0	0	0	0	0	0	2
01:00	0	2	0	0	0	0	0	0	0	0	0	0	0	2
02:00	0	2	0	0	0	0	0	0	0	0	0	0	0	2
03:00	0	0	0	0	0	0	0	0	0	0	0	0	0	0
04:00	0	1	0	0	0	0	0	0	0	0	0	0	0	1
05:00	0	0	0	0	0	0	0	0	0	0	0	0	0	0
06:00	0	4	0	0	0	0	0	0	0	0	0	0	0	4
07:00	1	11	**7**	0	**4**	0	0	0	0	0	0	0	0	23
08:00	1	6	6	0	1	0	0	0	0	0	0	0	0	14
09:00	**2**	**12**	6	0	3	0	0	**1**	0	0	0	0	0	**24**
10:00	0	9	4	0	1	0	0	0	0	0	0	0	0	14
11:00	*	*	*	*	*	*	*	*	*	*	*	*	*	*
12 PM	*	*	*	*	*	*	*	*	*	*	*	*	*	*
13:00	*	*	*	*	*	*	*	*	*	*	*	*	*	*
14:00	*	*	*	*	*	*	*	*	*	*	*	*	*	*
15:00	*	*	*	*	*	*	*	*	*	*	*	*	*	*
16:00	*	*	*	*	*	*	*	*	*	*	*	*	*	*
17:00	*	*	*	*	*	*	*	*	*	*	*	*	*	*
18:00	*	*	*	*	*	*	*	*	*	*	*	*	*	*
19:00	*	*	*	*	*	*	*	*	*	*	*	*	*	*
20:00	*	*	*	*	*	*	*	*	*	*	*	*	*	*
21:00	*	*	*	*	*	*	*	*	*	*	*	*	*	*
22:00	*	*	*	*	*	*	*	*	*	*	*	*	*	*
23:00	*	*	*	*	*	*	*	*	*	*	*	*	*	*
Day Total	4	49	23	0	9	0	0	1	0	0	0	0	0	86
Percent	4.7%	57.0%	26.7%	0.0%	10.5%	0.0%	0.0%	1.2%	0.0%	0.0%	0.0%	0.0%	0.0%	
AM Peak	09:00	09:00	07:00		07:00			09:00						09:00
Vol.	2	12	7		4			1						24
PM Peak Vol.														
Grand Total	31	434	133	1	35	3	0	1	0	0	0	0	0	638
Percent	4.9%	68.0%	20.8%	0.2%	5.5%	0.5%	0.0%	0.2%	0.0%	0.0%	0.0%	0.0%	0.0%	

Pioneer Valley Planning Commission
60 Congress Street
Springfield, MA 01104
(413) 781-6045

Location : West Springfield
Operator : AB, MB
Counter # : 1478
Road Class : U0

Site Code: 9710
Station ID:
Lowell St.
N/O Memorial Ave
Latitude: 0' 0.0000 Undefined

NB

Start Time	Bikes	Cars & Trailers	2 Axle Long	Buses	2 Axle 6 Tire	3 Axle Single	4 Axle Single	<5 Axl Double	5 Axle Double	>6 Axl Double	<6 Axl Multi	6 Axle Multi	>6 Axl Multi	Total
05/21/12	*	*	*	*	*	*	*	*	*	*	*	*	*	*
01:00	*	*	*	*	*	*	*	*	*	*	*	*	*	*
02:00	*	*	*	*	*	*	*	*	*	*	*	*	*	*
03:00	*	*	*	*	*	*	*	*	*	*	*	*	*	*
04:00	*	*	*	*	*	*	*	*	*	*	*	*	*	*
05:00	*	*	*	*	*	*	*	*	*	*	*	*	*	*
06:00	*	*	*	*	*	*	*	*	*	*	*	*	*	*
07:00	*	*	*	*	*	*	*	*	*	*	*	*	*	*
08:00	*	*	*	*	*	*	*	*	*	*	*	*	*	*
09:00	*	*	*	*	*	*	*	*	*	*	*	*	*	*
10:00	*	*	*	*	*	*	*	*	*	*	*	*	*	*
11:00	**2**	**32**	**2**	**1**	**2**	**1**	0	0	0	0	0	0	0	**40**
12 PM	**1**	**19**	3	0	1	**1**	0	**1**	0	0	0	0	0	**26**
13:00	0	16	5	0	0	0	0	0	0	0	0	0	0	21
14:00	0	12	**6**	0	0	0	0	0	0	0	0	0	0	18
15:00	0	15	6	0	**3**	0	0	0	0	0	0	0	0	24
16:00	0	19	6	0	0	0	0	1	0	0	0	0	0	26
17:00	0	5	5	0	2	0	0	0	0	0	0	0	0	12
18:00	0	8	4	0	0	0	0	0	0	0	0	0	0	12
19:00	0	9	0	0	0	0	0	0	0	0	0	0	0	9
20:00	0	5	2	0	0	0	0	0	0	0	0	0	0	7
21:00	0	5	2	0	0	0	0	0	0	0	0	0	0	7
22:00	0	7	1	0	0	0	0	0	0	0	0	0	0	8
23:00	0	8	0	0	0	0	0	0	0	0	0	0	0	8
Day Total	3	160	42	1	8	2	0	2	0	0	0	0	0	218
Percent	1.4%	73.4%	19.3%	0.5%	3.7%	0.9%	0.0%	0.9%	0.0%	0.0%	0.0%	0.0%	0.0%	
AM Peak	11:00	11:00	11:00	11:00	11:00	11:00								11:00
Vol.	2	32	2	1	2	1								40
PM Peak	12:00	12:00	14:00		15:00	12:00		12:00						12:00
Vol.	1	19	6		3	1		1						26

Location : West Springfield
Operator : AB, MB
Counter # : 1478
Road Class : U0

Pioneer Valley Planning Commission
60 Congress Street
Springfield, MA 01104
(413) 781-6045

Site Code: 9710
Station ID:
Lowell St.
N/O Memorial Ave
Latitude: 0' 0.0000 Undefined

NB

Start Time	Bikes	Cars & Trailers	2 Axle Long	Buses	2 Axle 6 Tire	3 Axle Single	4 Axle Single	<5 Axl Double	5 Axle Double	>6 Axl Double	<6 Axl Multi	6 Axle Multi	>6 Axl Multi	Total
05/22/12														
01:00	0	2	0	0	0	0	0	0	0	0	0	0	0	2
02:00	0	0	0	0	0	0	0	0	0	0	0	0	0	0
03:00	0	2	1	0	0	0	0	0	0	0	0	0	0	3
04:00	0	0	1	0	0	0	0	0	0	0	0	0	0	1
05:00	0	1	1	0	0	0	0	0	0	0	0	0	0	2
06:00	0	2	3	0	0	0	0	0	0	0	0	0	0	5
07:00	0	15	4	0	0	0	0	0	0	0	0	0	0	19
08:00	0	9	1	0	0	0	0	0	0	0	0	0	0	12
09:00	1	12	8	0	0	2	0	0	0	0	0	0	0	22
10:00	0	12	8	0	1	0	0	0	0	0	0	0	0	22
11:00	1	15	5	0	0	0	0	1	0	0	0	0	0	22
12 PM	0	22	6	0	1	1	0	1	0	0	0	0	0	30
13:00	0	23	5	0	0	0	0	0	0	0	0	0	0	30
14:00	0	8	3	0	1	1	0	1	0	0	0	0	0	14
15:00	0	17	4	0	3	0	0	0	0	0	0	0	0	24
16:00	0	10	4	0	3	0	0	0	0	0	0	0	0	17
17:00	0	17	3	0	2	1	0	0	0	0	0	0	0	23
18:00	0	15	2	0	2	1	0	0	0	0	0	0	0	18
19:00	0	11	2	0	0	0	0	0	0	0	0	0	0	13
20:00	0	8	2	0	0	0	0	0	1	0	0	0	0	10
21:00	0	8	1	0	0	0	0	0	0	0	0	0	0	9
22:00	0	5	2	0	0	0	0	0	0	0	0	0	0	8
23:00	0	4	1	0	1	0	0	0	0	0	0	0	0	5
Day Total	2	218	68	0	14	6	0	3	1	0	0	0	0	312
Percent	0.6%	69.9%	21.8%	0.0%	4.5%	1.9%	0.0%	1.0%	0.3%	0.0%	0.0%	0.0%	0.0%	
AM Peak	09:00	11:00	08:00		08:00	07:00		08:00	17:00					11:00
Vol.	1	22	8		1	2		1	1					30
PM Peak		12:00	12:00		13:00	12:00								12:00
Vol.		23	5		3	1								30

Location : West Springfield
Operator : AB, MB
Counter # : 1478
Road Class : U0

Pioneer Valley Planning Commission
60 Congress Street
Springfield, MA 01104
(413) 781-6045

Site Code: 9710
Station ID:
Lowell St.
N/O Memorial Ave
Latitude: 0' 0.0000 Undefined

NB

Start Time	Bikes	Cars & Trailers	2 Axle Long	Buses	2 Axle 6 Tire	3 Axle Single	4 Axle Single	<5 Axl Double	5 Axle Double	>6 Axl Double	<6 Axl Multi	6 Axle Multi	>6 Axl Multi	Total
05/23/12														
01:00	0	1	0	0	0	0	0	0	0	0	0	0	0	1
02:00	0	3	1	0	0	0	0	0	0	0	0	0	0	4
03:00	0	1	1	0	0	0	0	0	0	0	0	0	0	2
04:00	0	2	0	0	0	0	0	0	0	0	0	0	0	2
05:00	0	0	1	0	0	0	0	0	0	0	0	0	0	1
06:00	0	15	1	0	0	0	0	0	0	0	0	0	0	16
07:00	0	**17**	3	0	0	0	0	0	0	0	0	0	0	**21**
08:00	0	9	5	0	1	0	0	0	0	0	0	0	0	16
09:00	0	6	**8**	0	1	**1**	0	0	0	0	0	0	0	17
10:00	0	12	7	0	**2**	1	0	0	0	0	0	0	0	20
11:00	0	8	5	0	1	0	0	0	0	0	0	0	0	13
12 PM	*	*	*	*	*	*	*	*	*	*	*	*	*	*
13:00	*	*	*	*	*	*	*	*	*	*	*	*	*	*
14:00	*	*	*	*	*	*	*	*	*	*	*	*	*	*
15:00	*	*	*	*	*	*	*	*	*	*	*	*	*	*
16:00	*	*	*	*	*	*	*	*	*	*	*	*	*	*
17:00	*	*	*	*	*	*	*	*	*	*	*	*	*	*
18:00	*	*	*	*	*	*	*	*	*	*	*	*	*	*
19:00	*	*	*	*	*	*	*	*	*	*	*	*	*	*
20:00	*	*	*	*	*	*	*	*	*	*	*	*	*	*
21:00	*	*	*	*	*	*	*	*	*	*	*	*	*	*
22:00	*	*	*	*	*	*	*	*	*	*	*	*	*	*
23:00	*	*	*	*	*	*	*	*	*	*	*	*	*	*
Day Total	0	74	32	0	5	2	0	0	0	0	0	0	0	113
Percent	0.0%	65.5%	28.3%	0.0%	4.4%	1.8%	0.0%	0.0%	0.0%	0.0%	0.0%	0.0%	0.0%	
AM Peak		06:00	08:00		08:00	07:00								06:00
Vol.		17	8		2	1								21
PM Peak														
Vol.														
Grand Total	5	452	142	1	27	10	0	5	1	0	0	0	0	643
Percent	0.8%	70.3%	22.1%	0.2%	4.2%	1.6%	0.0%	0.8%	0.2%	0.0%	0.0%	0.0%	0.0%	

Location : West Springfield
Operator : AB, MB
Counter # : 1601
Road Class : U6

Pioneer Valley Planning Commission
60 Congress Street
Springfield, MA 01104
(413) 781-6045

Site Code: 9711
Station ID:
Day St
@ Railyard
Latitude: 0' 0.0000 Undefined

NB

Start Time	Bikes	Cars & Trailers	2 Axle Long	Buses	2 Axle 6 Tire	3 Axle Single	4 Axle Single	<5 Axl Double	5 Axle Double	>6 Axl Double	<6 Axl Multi	6 Axle Multi	>6 Axl Multi	Total
06/19/12	*	*	*	*	*	*	*	*	*	*	*	*	*	*
01:00	*	*	*	*	*	*	*	*	*	*	*	*	*	*
02:00	*	*	*	*	*	*	*	*	*	*	*	*	*	*
03:00	*	*	*	*	*	*	*	*	*	*	*	*	*	*
04:00	*	*	*	*	*	*	*	*	*	*	*	*	*	*
05:00	*	*	*	*	*	*	*	*	*	*	*	*	*	*
06:00	*	*	*	*	*	*	*	*	*	*	*	*	*	*
07:00	*	*	*	*	*	*	*	*	*	*	*	*	*	*
08:00	*	*	*	*	*	*	*	*	*	*	*	*	*	*
09:00	*	*	*	*	*	*	*	*	*	*	*	*	*	*
10:00	0	**8**	**2**	0	0	0	0	0	0	0	0	0	0	10
11:00	**1**	7	1	0	**2**	0	0	0	**1**	0	0	0	0	**12**
12 PM	2	13	**8**	0	3	2	0	0	7	0	0	0	0	35
13:00	1	11	2	0	0	3	0	0	5	**2**	0	0	0	24
14:00	2	14	7	0	**4**	1	0	0	2	0	0	0	0	30
15:00	**7**	**18**	6	**1**	3	**6**	0	**1**	**11**	0	0	0	**1**	**54**
16:00	1	8	4	0	2	2	**1**	1	0	1	0	0	0	20
17:00	0	6	2	0	0	0	0	0	1	0	0	0	0	9
18:00	0	3	0	0	0	0	0	0	1	0	0	0	0	4
19:00	0	2	1	0	0	0	0	0	0	0	0	0	0	3
20:00	0	2	1	0	0	1	0	0	0	0	0	0	0	4
21:00	0	0	0	0	0	0	0	0	0	0	0	0	0	0
22:00	0	0	0	0	0	0	0	0	0	0	0	0	0	0
23:00	0	1	0	0	0	0	0	0	1	0	0	0	0	2
Day Total	14	93	34	1	14	15	1	2	29	3	0	0	1	207
Percent	6.8%	44.9%	16.4%	0.5%	6.8%	7.2%	0.5%	1.0%	14.0%	1.4%	0.0%	0.0%	0.5%	
AM Peak	11:00	10:00	10:00		11:00				11:00					11:00
Vol.	1	8	2		2				1					12
PM Peak	15:00	15:00	12:00	15:00	14:00	15:00	16:00	15:00	15:00	13:00			15:00	15:00
Vol.	7	18	8	1	4	6	1	1	11	2			1	54

Location : West Springfield
Operator : AB, MB
Counter # : 1601
Road Class : U6

Pioneer Valley Planning Commission
60 Congress Street
Springfield, MA 01104
(413) 781-6045

Site Code: 9711
Station ID:
Day St
@ Railyard
Latitude: 0' 0.0000 Undefined

NB

Start Time	Bikes	Cars & Trailers	2 Axle Long	Buses	2 Axle 6 Tire	3 Axle Single	4 Axle Single	<5 Axl Double	5 Axle Double	>6 Axl Double	<6 Axl Multi	6 Axle Multi	>6 Axl Multi	Total
06/20/12	0	0	1	0	0	0	0	0	0	0	0	0	0	1
01:00	0	0	0	0	0	0	0	0	0	0	0	0	0	0
02:00	0	2	0	0	0	0	0	0	0	0	0	0	0	2
03:00	0	2	0	0	0	0	0	0	0	0	0	0	0	2
04:00	1	0	1	0	0	0	0	0	0	0	0	0	0	2
05:00	0	3	0	0	0	0	0	0	0	0	0	0	0	2
06:00	2	6	4	0	1	3	0	0	0	0	0	0	0	5
07:00	3	9	10	0	2	1	0	0	1	0	0	0	0	17
08:00	1	7	6	0	1	2	0	1	1	0	0	0	0	27
09:00	2	9	4	0	1	1	0	0	0	0	0	0	0	17
10:00	2	11	2	0	2	1	0	0	1	0	0	0	0	19
11:00	1	8	5	2	0	1	0	0	1	0	0	0	1	19
12 PM	0	8	6	0	1	0	1	0	1	1	0	0	0	20
13:00	0	7	2	0	0	1	0	0	0	0	0	0	1	16
14:00	2	9	8	0	3	3	1	0	1	0	0	0	0	10
15:00	0	3	2	0	0	0	0	0	1	0	0	0	0	27
16:00	0	6	3	0	2	0	0	0	0	0	0	0	0	6
17:00	0	3	2	0	1	0	0	0	0	0	0	0	0	11
18:00	3	5	4	0	0	1	0	0	0	0	0	0	0	6
19:00	0	2	1	0	0	1	0	0	0	1	0	0	0	14
20:00	0	0	0	0	0	0	0	0	0	0	0	0	0	4
21:00	1	2	3	0	1	0	0	0	0	0	0	0	0	0
22:00	0	1	1	0	0	0	0	0	0	0	0	0	0	7
23:00	0	0	0	0	0	0	0	0	0	0	0	0	0	2
Day Total	18	103	65	2	15	17	2	1	7	2	0	0	2	234
Percent	7.7%	44.0%	27.8%	0.9%	6.4%	7.3%	0.9%	0.4%	3.0%	0.9%	0.0%	0.0%	0.9%	
AM Peak	07:00	10:00	07:00	11:00	07:00	06:00		07:00	06:00	11:00			09:00	07:00
Vol.	3	11	10	2	2	3		1	1	1			1	27
PM Peak	18:00	14:00	14:00		14:00	14:00	12:00		14:00	18:00				14:00
Vol.	3	9	8		3	3	1		1	1				27

Location : West Springfield
Operator : AB, MB
Counter # : 1601
Road Class : U6

Pioneer Valley Planning Commission
60 Congress Street
Springfield, MA 01104
(413) 781-6045

NB

Site Code: 9711
Station ID:
Day St
@ Railyard
Latitude: 0' 0.0000 Undefined

Start Time	Bikes	Cars & Trailers	2 Axle Long	Buses	2 Axle 6 Tire	3 Axle Single	4 Axle Single	<5 Axl Double	5 Axle Double	>6 Axl Double	<6 Axl Multi	6 Axle Multi	>6 Axl Multi	Total
06/21/12	0	0	0	0	0	0	0	0	0	0	0	0	0	0
01:00	0	3	0	0	0	**1**	0	**0**	0	0	0	0	0	4
02:00	0	0	1	0	0	0	0	0	0	0	0	0	0	1
03:00	0	1	0	0	0	0	0	0	0	0	0	0	0	1
04:00	0	0	1	0	0	0	0	0	0	0	0	0	0	1
05:00	**1**	3	2	0	0	0	0	0	0	0	0	0	0	6
06:00	0	2	4	0	**0**	0	0	0	0	0	0	0	0	6
07:00	1	6	8	0	0	0	0	0	0	0	0	0	**1**	19
08:00	0	4	7	0	**2**	1	0	0	0	0	0	0	0	13
09:00	0	**10**	**9**	0	1	1	0	0	0	0	0	0	0	**21**
10:00	1	6	4	0	0	1	0	**1**	0	0	0	0	0	11
11:00	*	*	*	*	0	0	0	0	0	0	0	0	0	*
12 PM	*	*	*	*	*	*	*	*	*	*	*	*	*	*
13:00	*	*	*	*	*	*	*	*	*	*	*	*	*	*
14:00	*	*	*	*	*	*	*	*	*	*	*	*	*	*
15:00	*	*	*	*	*	*	*	*	*	*	*	*	*	*
16:00	*	*	*	*	*	*	*	*	*	*	*	*	*	*
17:00	*	*	*	*	*	*	*	*	*	*	*	*	*	*
18:00	*	*	*	*	*	*	*	*	*	*	*	*	*	*
19:00	*	*	*	*	*	*	*	*	*	*	*	*	*	*
20:00	*	*	*	*	*	*	*	*	*	*	*	*	*	*
21:00	*	*	*	*	*	*	*	*	*	*	*	*	*	*
22:00	*	*	*	*	*	*	*	*	*	*	*	*	*	*
23:00	*	*	*	*	*	*	*	*	*	*	*	*	*	*
Day Total	3	35	36	0	3	4	0	1	0	0	0	0	1	83
Percent	3.6%	42.2%	43.4%	0.0%	3.6%	4.8%	0.0%	1.2%	0.0%	0.0%	0.0%	0.0%	1.2%	
AM Peak	05:00	09:00	09:00		07:00	01:00		09:00					07:00	09:00
Vol.	1	10	9		2	1		1					1	21
PM Peak														
Vol.														
Grand Total	35	231	135	3	32	36	3	4	36	5	0	0	4	524
Percent	6.7%	44.1%	25.8%	0.6%	6.1%	6.9%	0.6%	0.8%	6.9%	1.0%	0.0%	0.0%	0.8%	

Pioneer Valley Planning Commission
60 Congress Street
Springfield, MA 01104
(413) 781-6045

Location : West Springfield
Operator : AB, MB
Counter # : 1601
Road Class : U6

Site Code: 9711
Station ID:
Day St
@ Railyard
Latitude: 0' 0.0000 Undefined

SB

Start Time	Bikes	Cars & Trailers	2 Axle Long	Buses	2 Axle 6 Tire	3 Axle Single	4 Axle Single	<5 Axl Double	5 Axle Double	>6 Axl Double	<6 Axl Multi	6 Axle Multi	>6 Axl Multi	Total
06/19/12	*	*	*	*	*	*	*	*	*	*	*	*	*	*
01:00	*	*	*	*	*	*	*	*	*	*	*	*	*	*
02:00	*	*	*	*	*	*	*	*	*	*	*	*	*	*
03:00	*	*	*	*	*	*	*	*	*	*	*	*	*	*
04:00	*	*	*	*	*	*	*	*	*	*	*	*	*	*
05:00	*	*	*	*	*	*	*	*	*	*	*	*	*	*
06:00	*	*	*	*	*	*	*	*	*	*	*	*	*	*
07:00	*	*	*	*	*	*	*	*	*	*	*	*	*	*
08:00	*	*	*	*	*	*	*	*	*	*	*	*	*	*
09:00	*	*	*	*	*	*	*	*	*	*	*	*	*	*
10:00	**2**	1	**3**	0	0	0	0	0	0	**1**	0	0	0	7
11:00	1	**3**	1	0	**1**	0	0	0	**2**	0	0	0	**2**	**10**
12 PM	3	7	5	0	2	1	0	**1**	2	0	0	0	**2**	23
13:00	**4**	11	3	0	1	0	0	1	3	**1**	0	0	1	25
14:00	0	6	**7**	0	1	1	0	0	1	0	0	0	0	16
15:00	4	**13**	6	0	**3**	**3**	0	0	3	1	0	0	1	**34**
16:00	0	8	6	0	0	3	0	0	**4**	0	0	0	1	22
17:00	0	2	3	0	1	0	0	0	1	0	0	0	0	7
18:00	0	1	0	0	0	0	0	0	1	0	0	0	0	2
19:00	0	3	0	0	0	0	0	0	0	0	0	0	0	3
20:00	0	0	2	0	0	0	0	0	0	0	0	0	0	2
21:00	0	0	0	0	0	0	0	0	0	0	0	0	0	0
22:00	0	0	0	0	0	0	0	0	0	0	0	0	0	0
23:00	0	3	1	0	1	0	0	0	0	0	0	0	0	5
Day Total	14	58	37	0	10	8	0	2	17	3	0	0	7	156
Percent	9.0%	37.2%	23.7%	0.0%	6.4%	5.1%	0.0%	1.3%	10.9%	1.9%	0.0%	0.0%	4.5%	
AM Peak	10:00	11:00	10:00		11:00				11:00	10:00			11:00	11:00
Vol.	2	3	3		1				2	1			2	10
PM Peak	13:00	15:00	14:00		15:00	15:00		12:00	16:00	13:00			12:00	15:00
Vol.	4	13	7		3	3		1	4	1			2	34

Pioneer Valley Planning Commission
60 Congress Street
Springfield, MA 01104
(413) 781-6045

Location : West Springfield
Operator : AB, MB
Counter # : 1601
Road Class : U6

Site Code: 9711
Station ID:
Day St
@ Railyard
Latitude: 0' 0.0000 Undefined

SB

Start Time	Bikes	Cars & Trailers	2 Axle Long	Buses	2 Axle 6 Tire	3 Axle Single	4 Axle Single	<5 Axl Double	5 Axle Double	>6 Axl Double	<6 Axl Multi	6 Axle Multi	>6 Axl Multi	Total
06/20/12	0	1	1	0	0	0	0	0	0	0	0	0	0	2
01:00	0	0	0	0	0	0	0	0	0	0	0	0	0	0
02:00	0	2	0	0	0	0	0	0	0	0	0	0	0	2
03:00	0	0	0	0	0	0	0	0	0	0	0	0	0	0
04:00	0	0	0	0	0	0	0	0	0	0	0	0	0	0
05:00	0	1	0	0	0	0	0	0	0	0	0	0	0	1
06:00	1	3	0	0	0	0	0	0	0	0	0	0	0	4
07:00	3	6	**6**	0	2	1	0	0	1	0	0	0	0	19
08:00	**5**	7	6	0	**3**	**2**	0	**1**	**2**	0	0	0	0	**26**
09:00	0	4	1	0	0	1	0	0	1	**1**	0	0	0	8
10:00	1	5	4	0	1	1	0	0	0	1	0	0	0	13
11:00	1	**9**	3	0	1	0	0	1	0	0	0	0	0	15
12 PM	0	2	1	0	0	1	0	0	0	0	0	0	0	4
13:00	0	4	3	0	0	1	0	0	**1**	0	0	0	0	9
14:00	**2**	**6**	3	0	**1**	**2**	0	0	0	0	0	0	0	**14**
15:00	1	2	0	0	1	1	0	**1**	0	0	0	0	0	6
16:00	1	5	2	0	0	1	0	0	1	0	0	0	0	10
17:00	0	2	3	0	0	0	0	0	0	0	0	0	0	5
18:00	1	5	**4**	0	0	0	0	0	0	0	0	0	0	10
19:00	0	2	1	0	0	0	0	0	0	0	0	0	0	3
20:00	0	1	0	0	0	0	0	0	0	0	0	0	0	1
21:00	1	1	2	0	0	0	0	0	0	0	0	0	0	4
22:00	0	1	0	0	1	0	0	1	0	0	0	0	0	3
23:00	0	2	0	0	1	0	0	0	0	0	0	0	0	3
Day Total	17	71	40	0	11	11	0	4	6	2	0	0	0	162
Percent	10.5%	43.8%	24.7%	0.0%	6.8%	6.8%	0.0%	2.5%	3.7%	1.2%	0.0%	0.0%	0.0%	
AM Peak	08:00	11:00	07:00		08:00	08:00		08:00	08:00	09:00				08:00
Vol.	5	9	6		3	2		1	2	1				26
PM Peak	14:00	14:00	18:00		14:00	14:00		15:00	13:00					14:00
Vol.	2	6	4		1	2		1	1					14

Pioneer Valley Planning Commission
60 Congress Street
Springfield, MA 01104
(413) 781-6045

Location : West Springfield
Operator : AB, MB
Counter # : 1601
Road Class : U6

Site Code: 9711
Station ID:
Day St
@ Railyard
Latitude: 0' 0.0000 Undefined

SB

Start Time	Bikes	Cars & Trailers	2 Axle Long	Buses	2 Axle 6 Tire	3 Axle Single	4 Axle Single	<5 Axl Double	5 Axle Double	>6 Axl Double	<6 Axl Multi	6 Axle Multi	>6 Axl Multi	Total
06/21/12	0	0	1	0	0	0	0	0	**1**	0	0	0	0	2
01:00	0	0	1	0	0	0	0	0	0	0	0	0	0	1
02:00	0	0	0	0	0	0	0	0	0	0	0	0	0	0
03:00	0	0	0	0	0	0	0	0	0	0	0	0	0	0
04:00	0	0	0	0	0	0	0	0	0	0	0	0	0	0
05:00	0	3	2	0	1	0	0	0	0	0	0	0	0	6
06:00	0	4	2	0	0	0	0	0	0	0	0	0	0	6
07:00	0	4	4	0	0	0	0	**1**	0	0	0	0	0	9
08:00	**3**	5	**9**	0	**4**	**2**	0	0	1	0	0	0	0	**24**
09:00	0	5	6	0	0	0	0	0	0	0	0	0	0	11
10:00	1	**8**	2	**1**	0	0	0	0	0	0	0	0	0	12
11:00	*	*	*	*	*	*	*	*	*	*	*	*	*	*
12 PM	*	*	*	*	*	*	*	*	*	*	*	*	*	*
13:00	*	*	*	*	*	*	*	*	*	*	*	*	*	*
14:00	*	*	*	*	*	*	*	*	*	*	*	*	*	*
15:00	*	*	*	*	*	*	*	*	*	*	*	*	*	*
16:00	*	*	*	*	*	*	*	*	*	*	*	*	*	*
17:00	*	*	*	*	*	*	*	*	*	*	*	*	*	*
18:00	*	*	*	*	*	*	*	*	*	*	*	*	*	*
19:00	*	*	*	*	*	*	*	*	*	*	*	*	*	*
20:00	*	*	*	*	*	*	*	*	*	*	*	*	*	*
21:00	*	*	*	*	*	*	*	*	*	*	*	*	*	*
22:00	*	*	*	*	*	*	*	*	*	*	*	*	*	*
23:00	*	*	*	*	*	*	*	*	*	*	*	*	*	*
Day Total	4	29	27	1	5	2	0	1	2	0	0	0	0	71
Percent	5.6%	40.8%	38.0%	1.4%	7.0%	2.8%	0.0%	1.4%	2.8%	0.0%	0.0%	0.0%	0.0%	
AM Peak	08:00	10:00	08:00	10:00	08:00	08:00		07:00	00:00					08:00
Vol.	3	8	9	1	4	2		1	1					24
PM Peak														
Vol.														
Grand Total	35	158	104	1	26	21	0	7	25	5	0	0	7	389
Percent	9.0%	40.6%	26.7%	0.3%	6.7%	5.4%	0.0%	1.8%	6.4%	1.3%	0.0%	0.0%	1.8%	

Pioneer Valley Planning Commission
60 Congress Street
Springfield, MA 01104
(413) 781-6045

Location : West Springfield
Operator : AB, AG
Counter # : 1605
Road Class : U3

Site Code: 9727
Station ID:
Park St
W/O Lathrop St
Latitude: 0' 0.0000 Undefined

WB

Start Time	Bikes	Cars & Trailers	2 Axle Long	Buses	2 Axle 6 Tire	3 Axle Single	4 Axle Single	<5 Axl Double	5 Axle Double	>6 Axl Double	<6 Axl Multi	6 Axle Multi	>6 Axl Multi	Total
07/10/12	*	*	*	*	*	*	*	*	*	*	*	*	*	*
01:00	*	*	*	*	*	*	*	*	*	*	*	*	*	*
02:00	*	*	*	*	*	*	*	*	*	*	*	*	*	*
03:00	*	*	*	*	*	*	*	*	*	*	*	*	*	*
04:00	*	*	*	*	*	*	*	*	*	*	*	*	*	*
05:00	*	*	*	*	*	*	*	*	*	*	*	*	*	*
06:00	*	*	*	*	*	*	*	*	*	*	*	*	*	*
07:00	*	*	*	*	*	*	*	*	*	*	*	*	*	*
08:00	*	*	*	*	*	*	*	*	*	*	*	*	*	*
09:00	*	*	*	*	*	*	*	*	*	*	*	*	*	*
10:00	12	685	95	8	23	**17**	**2**	**10**	16	**1**	**1**	0	0	870
11:00	**30**	**837**	**97**	**11**	**26**	17	2	10	**25**	1	0	0	**2**	**1058**
12 PM	20	871	**120**	7	16	**19**	**5**	7	17	1	0	0	0	1083
13:00	21	845	93	**13**	17	14	2	10	12	2	0	0	3	1032
14:00	**25**	909	103	6	16	18	2	8	**19**	0	**3**	0	0	1109
15:00	10	953	116	9	**20**	8	1	9	19	1	0	0	2	1148
16:00	21	1031	100	4	16	17	2	**13**	13	1	0	0	2	1220
17:00	15	**1071**	102	4	13	8	1	9	7	**3**	1	**1**	**4**	**1239**
18:00	14	709	61	2	11	7	1	8	12	3	0	0	0	828
19:00	5	555	53	1	8	1	0	7	8	1	0	0	0	639
20:00	6	442	38	1	5	1	2	3	6	1	0	0	0	505
21:00	9	407	29	1	5	3	1	4	4	0	0	0	0	463
22:00	7	289	26	2	6	3	0	5	5	0	0	0	1	344
23:00	0	213	14	0	2	2	0	3	4	0	0	0	0	238
Day Total	195	9817	1047	69	184	135	21	106	167	15	5	1	14	11776
Percent	1.7%	83.4%	8.9%	0.6%	1.6%	1.1%	0.2%	0.9%	1.4%	0.1%	0.0%	0.0%	0.1%	
AM Peak	11:00	11:00	11:00	11:00	11:00	10:00	10:00	10:00	11:00	10:00	10:00		11:00	11:00
Vol.	30	837	97	11	26	17	2	10	25	1	1		2	1058
PM Peak	14:00	17:00	12:00	13:00	15:00	12:00	12:00	16:00	14:00	17:00	14:00	17:00	17:00	17:00
Vol.	25	1071	120	13	20	19	5	13	19	3	3	1	4	1239

Pioneer Valley Planning Commission
60 Congress Street
Springfield, MA 01104
(413) 781-6045

Location : West Springfield
Operator : AB, AG
Counter # : 1605
Road Class : U3

Site Code: 9727
Station ID:
Park St
W/O Lathrop St
Latitude: 0' 0.0000 Undefined

WB

Start Time	Bikes	Cars & Trailers	2 Axle Long	Buses	2 Axle 6 Tire	3 Axle Single	4 Axle Single	<5 Axl Double	5 Axle Double	>6 Axl Double	<6 Axl Multi	6 Axle Multi	>6 Axl Multi	Total
07/11/12	3	135	12	1	1	0	0	6	4	0	0	0	0	162
01:00	0	59	5	0	1	3	0	3	5	0	0	0	0	76
02:00	2	41	5	0	0	1	0	2	5	0	0	0	0	56
03:00	0	55	10	0	1	0	0	5	9	1	0	0	0	81
04:00	0	72	9	0	2	3	0	4	3	0	0	0	0	93
05:00	3	164	35	4	6	7	0	8	6	0	0	0	0	233
06:00	10	335	81	3	15	10	2	13	7	2	0	0	1	479
07:00	14	568	97	7	27	16	**5**	7	11	2	0	0	2	756
08:00	**19**	722	99	6	26	13	5	13	18	1	0	0	1	923
09:00	8	760	**112**	4	24	16	3	**18**	14	0	0	0	3	962
10:00	11	740	111	6	**38**	12	3	15	17	3	0	**1**	**5**	962
11:00	14	**815**	96	**8**	25	**18**	3	14	**19**	**6**	0	0	0	**1018**
12 PM	24	822	108	**15**	16	**15**	0	**15**	14	2	0	0	1	1032
13:00	13	819	94	8	**17**	9	**3**	10	**19**	2	0	**1**	2	997
14:00	28	792	92	7	16	10	0	13	18	1	1	1	4	983
15:00	**32**	931	**127**	7	13	10	2	8	10	2	**2**	1	**6**	1151
16:00	21	**1076**	101	8	9	12	0	10	15	**6**	0	0	5	**1263**
17:00	20	1069	92	5	13	8	0	8	13	0	0	0	1	1229
18:00	14	668	51	4	11	4	0	6	7	0	0	0	2	767
19:00	7	566	55	4	12	4	0	12	8	0	0	0	0	668
20:00	8	478	38	4	5	2	0	1	5	0	0	1	0	542
21:00	10	479	35	1	5	5	0	2	2	0	0	0	0	539
22:00	4	307	16	1	4	3	1	3	5	1	0	1	0	346
23:00	2	229	8	1	5	0	1	2	4	0	0	0	0	252
Day Total	267	12702	1489	104	292	181	28	198	238	29	3	6	33	15570
Percent	1.7%	81.6%	9.6%	0.7%	1.9%	1.2%	0.2%	1.3%	1.5%	0.2%	0.0%	0.0%	0.2%	
AM Peak	08:00	11:00	09:00	11:00	10:00	11:00	07:00	09:00	11:00	11:00		10:00	10:00	11:00
Vol.	19	815	112	8	38	18	5	18	19	6		1	5	1018
PM Peak	15:00	16:00	15:00	12:00	13:00	12:00	13:00	12:00	13:00	16:00	15:00	13:00	15:00	16:00
Vol.	32	1076	127	15	17	15	3	15	19	6	2	1	6	1263

Pioneer Valley Planning Commission
60 Congress Street
Springfield, MA 01104
(413) 781-6045

Location : West Springfield
Operator : AB, AG
Counter # : 1605
Road Class : U3

Site Code: 9727
Station ID:
Park St
W/O Lathrop St
Latitude: 0' 0.0000 Undefined

WB

Start Time	Bikes	Cars & Trailers	2 Axle Long	Buses	2 Axle 6 Tire	3 Axle Single	4 Axle Single	<5 Axl Double	5 Axle Double	>6 Axl Double	<6 Axl Multi	6 Axle Multi	>6 Axl Multi	Total
07/12/12	0	131	9	0	2	3	0	3	5	0	0	0	0	153
01:00	0	70	5	1	1	0	0	4	1	0	0	0	0	82
02:00	2	44	7	0	0	2	0	4	5	0	0	0	0	64
03:00	0	53	8	0	1	1	0	4	5	0	0	0	0	72
04:00	1	77	9	0	7	4	0	1	4	0	0	0	0	103
05:00	3	171	39	3	5	7	0	10	7	0	0	**1**	0	246
06:00	6	401	81	2	18	**19**	0	5	9	1	0	0	0	542
07:00	**15**	598	92	8	21	14	**2**	8	14	1	**1**	1	0	775
08:00	10	**752**	108	8	**32**	12	2	9	15	1	1	0	**2**	**952**
09:00	12	714	**115**	**9**	20	9	1	**18**	**25**	**2**	0	0	1	926
10:00	*	*	*	*	*	*	*	*	*	*	*	*	*	*
11:00	*	*	*	*	*	*	*	*	*	*	*	*	*	*
12 PM	*	*	*	*	*	*	*	*	*	*	*	*	*	*
13:00	*	*	*	*	*	*	*	*	*	*	*	*	*	*
14:00	*	*	*	*	*	*	*	*	*	*	*	*	*	*
15:00	*	*	*	*	*	*	*	*	*	*	*	*	*	*
16:00	*	*	*	*	*	*	*	*	*	*	*	*	*	*
17:00	*	*	*	*	*	*	*	*	*	*	*	*	*	*
18:00	*	*	*	*	*	*	*	*	*	*	*	*	*	*
19:00	*	*	*	*	*	*	*	*	*	*	*	*	*	*
20:00	*	*	*	*	*	*	*	*	*	*	*	*	*	*
21:00	*	*	*	*	*	*	*	*	*	*	*	*	*	*
22:00	*	*	*	*	*	*	*	*	*	*	*	*	*	*
23:00	*	*	*	*	*	*	*	*	*	*	*	*	*	*
Day Total	49	3011	473	31	107	71	5	66	90	5	2	2	3	3915
Percent	1.3%	76.9%	12.1%	0.8%	2.7%	1.8%	0.1%	1.7%	2.3%	0.1%	0.1%	0.1%	0.1%	
AM Peak	07:00	08:00	09:00	09:00	08:00	06:00	07:00	09:00	09:00	09:00	07:00	05:00	08:00	08:00
Vol.	15	752	115	9	32	19	2	18	25	2	1	1	2	952
PM Peak Vol.														
Grand Total	511	25530	3009	204	583	387	54	370	495	49	10	9	50	31261
Percent	1.6%	81.7%	9.6%	0.7%	1.9%	1.2%	0.2%	1.2%	1.6%	0.2%	0.0%	0.0%	0.2%	

Pioneer Valley Planning Commission
60 Congress Street
Springfield, MA 01104
(413) 781-6045

Location : West Springfield
Operator : AB, AG
Counter # : 1843
Road Class : U6

Site Code: 9728
Station ID:
Western Ave
S/O Bliss St
Latitude: 0' 0.0000 Undefined

NB

Start Time	Bikes	Cars & Trailers	2 Axle Long	Buses	2 Axle 6 Tire	3 Axle Single	4 Axle Single	<5 Axl Double	5 Axle Double	>6 Axl Double	<6 Axl Multi	6 Axle Multi	>6 Axl Multi	Total
07/10/12	*	*	*	*	*	*	*	*	*	*	*	*	*	*
01:00	*	*	*	*	*	*	*	*	*	*	*	*	*	*
02:00	*	*	*	*	*	*	*	*	*	*	*	*	*	*
03:00	*	*	*	*	*	*	*	*	*	*	*	*	*	*
04:00	*	*	*	*	*	*	*	*	*	*	*	*	*	*
05:00	*	*	*	*	*	*	*	*	*	*	*	*	*	*
06:00	*	*	*	*	*	*	*	*	*	*	*	*	*	*
07:00	*	*	*	*	*	*	*	*	*	*	*	*	*	*
08:00	*	*	*	*	*	*	*	*	*	*	*	*	*	*
09:00	*	*	*	*	*	*	*	*	*	*	*	*	*	*
10:00	*	*	*	*	*	*	*	*	*	*	*	*	*	*
11:00	0	**8**	**4**	**1**	**4**	0	0	0	0	0	0	0	0	**17**
12 PM	0	5	4	0	0	0	0	**3**	1	0	0	0	0	13
13:00	0	12	6	**1**	3	**1**	0	0	0	0	0	0	0	23
14:00	0	12	6	0	**5**	0	0	2	**2**	0	0	0	0	**27**
15:00	0	12	**8**	0	1	0	0	0	1	0	0	0	0	22
16:00	0	**14**	7	0	4	1	0	0	0	0	0	0	0	26
17:00	0	5	5	0	3	1	0	0	0	0	0	0	0	**14**
18:00	0	3	0	0	1	0	0	0	0	0	0	0	0	4
19:00	0	7	1	0	1	0	0	0	0	0	0	0	0	9
20:00	0	2	2	0	1	0	0	0	0	0	0	0	0	5
21:00	0	3	1	0	0	0	0	0	1	0	0	0	0	5
22:00	0	2	0	0	0	0	0	0	0	0	0	0	0	2
23:00	0	2	0	0	0	0	0	0	0	0	0	0	0	2
Day Total	0	87	44	2	23	3	0	5	5	0	0	0	0	169
Percent	0.0%	51.5%	26.0%	1.2%	13.6%	1.8%	0.0%	3.0%	3.0%	0.0%	0.0%	0.0%	0.0%	
AM Peak		11:00	11:00	11:00	11:00									11:00
Vol.		8	4	1	4									17
PM Peak		16:00	15:00	13:00	14:00	13:00		12:00	14:00					14:00
Vol.		14	8	1	5	1		3	2					27

Pioneer Valley Planning Commission
60 Congress Street
Springfield, MA 01104
(413) 781-6045

Location : West Springfield
Operator : AB, AG
Counter # : 1843
Road Class : U6

Site Code: 9728
Station ID:
Western Ave
S/O Bliss St
Latitude: 0' 0.0000 Undefined

NB

Start Time	Bikes	Cars & Trailers	2 Axle Long	Buses	2 Axle 6 Tire	3 Axle Single	4 Axle Single	<5 Axl Double	5 Axle Double	>6 Axl Double	<6 Axl Multi	6 Axle Multi	>6 Axl Multi	Total
07/11/12	0	1	1	0	0	0	0	0	0	0	0	0	0	2
01:00	0	0	0	0	0	0	0	0	0	0	0	0	0	0
02:00	0	0	0	0	0	0	0	0	0	0	0	0	0	0
03:00	0	0	0	0	0	0	0	0	0	0	0	0	0	0
04:00	0	0	0	0	0	0	0	0	0	0	0	0	0	0
05:00	0	3	2	0	0	**1**	0	0	1	0	0	0	0	7
06:00	**1**	4	0	1	3	1	0	0	0	0	0	0	0	10
07:00	0	2	4	0	3	0	0	0	0	0	0	0	0	9
08:00	0	4	6	0	**8**	0	0	**1**	0	0	0	0	0	**19**
09:00	0	4	5	**2**	4	1	0	0	0	0	0	0	0	16
10:00	0	5	**8**	0	4	1	0	0	1	0	0	0	0	19
11:00	0	**6**	4	0	1	0	0	0	**2**	0	0	0	0	13
12 PM	**1**	5	6	0	2	0	0	**2**	0	0	0	0	0	16
13:00	0	**12**	2	0	2	0	0	0	**1**	0	0	0	0	17
14:00	0	7	6	0	**6**	0	0	2	1	0	0	0	0	**22**
15:00	0	9	**7**	0	4	**2**	0	0	0	0	0	0	0	22
16:00	0	8	5	0	1	1	0	0	0	0	0	0	0	15
17:00	0	4	4	0	3	2	0	0	1	0	0	0	0	14
18:00	1	6	4	0	0	0	0	0	0	0	0	0	0	11
19:00	0	7	2	0	0	0	0	0	0	0	0	0	0	9
20:00	0	4	0	0	2	0	0	0	0	0	0	0	0	6
21:00	0	3	0	0	0	0	0	0	0	0	0	0	0	3
22:00	0	0	1	0	0	0	0	0	0	0	0	0	0	1
23:00	0	3	0	0	0	0	0	0	0	0	0	0	0	3
Day Total	3	97	67	3	43	9	0	5	7	0	0	0	0	234
Percent	1.3%	41.5%	28.6%	1.3%	18.4%	3.8%	0.0%	2.1%	3.0%	0.0%	0.0%	0.0%	0.0%	
AM Peak	06:00	11:00	10:00	09:00	08:00	05:00		08:00	11:00					08:00
Vol.	1	6	8	2	8	1		1	2					19
PM Peak	12:00	13:00	15:00		14:00	15:00		12:00	13:00					14:00
Vol.	1	12	7		6	2		2	1					22

Pioneer Valley Planning Commission
60 Congress Street
Springfield, MA 01104
(413) 781-6045

Location : West Springfield
Operator : AB, AG
Counter # : 1843
Road Class : U6

Site Code: 9728
Station ID:
Western Ave
S/O Bliss St
Latitude: 0' 0.0000 Undefined

NB

Start Time	Bikes	Cars & Trailers	2 Axle Long	Buses	2 Axle 6 Tire	3 Axle Single	4 Axle Single	<5 Axl Double	5 Axle Double	>6 Axl Double	<6 Axl Multi	6 Axle Multi	>6 Axl Multi	Total
07/12/12	0	0	1	0	0	0	0	**1**	0	0	0	0	0	2
01:00	0	0	0	0	0	0	0	0	0	0	0	0	0	0
02:00	0	2	0	0	0	0	0	0	0	0	0	0	0	2
03:00	0	0	0	0	0	0	0	0	0	0	0	0	0	0
04:00	**1**	0	0	0	0	**1**	0	0	0	0	0	0	0	2
05:00	0	2	1	0	0	0	0	0	0	0	0	0	0	3
06:00	1	2	2	0	1	1	0	0	1	0	0	0	0	8
07:00	0	2	6	0	4	0	0	0	**2**	0	0	0	0	14
08:00	0	5	**8**	**1**	**7**	0	0	0	0	0	0	0	0	**21**
09:00	0	**6**	7	1	4	0	0	1	2	0	0	0	0	21
10:00	*	*	*	*	*	*	*	*	*	*	*	*	*	*
11:00	*	*	*	*	*	*	*	*	*	*	*	*	*	*
12 PM	*	*	*	*	*	*	*	*	*	*	*	*	*	*
13:00	*	*	*	*	*	*	*	*	*	*	*	*	*	*
14:00	*	*	*	*	*	*	*	*	*	*	*	*	*	*
15:00	*	*	*	*	*	*	*	*	*	*	*	*	*	*
16:00	*	*	*	*	*	*	*	*	*	*	*	*	*	*
17:00	*	*	*	*	*	*	*	*	*	*	*	*	*	*
18:00	*	*	*	*	*	*	*	*	*	*	*	*	*	*
19:00	*	*	*	*	*	*	*	*	*	*	*	*	*	*
20:00	*	*	*	*	*	*	*	*	*	*	*	*	*	*
21:00	*	*	*	*	*	*	*	*	*	*	*	*	*	*
22:00	*	*	*	*	*	*	*	*	*	*	*	*	*	*
23:00	*	*	*	*	*	*	*	*	*	*	*	*	*	*
Day Total	2	19	25	2	16	2	0	2	5	0	0	0	0	73
Percent	2.7%	26.0%	34.2%	2.7%	21.9%	2.7%	0.0%	2.7%	6.8%	0.0%	0.0%	0.0%	0.0%	
AM Peak	04:00	09:00	08:00	08:00	08:00	04:00		00:00	07:00					08:00
Vol.	1	6	8	1	7	1		1	2					21
PM Peak														
Vol.														
Grand Total	5	203	136	7	82	14	0	12	17	0	0	0	0	476
Percent	1.1%	42.6%	28.6%	1.5%	17.2%	2.9%	0.0%	2.5%	3.6%	0.0%	0.0%	0.0%	0.0%	

Pioneer Valley Planning Commission
60 Congress Street
Springfield, MA 01104
(413) 781-6045

Location : West Springfield
Operator : AB, AG
Counter # : 1843
Road Class : U6

Site Code: 9728
Station ID:
Western Ave
S/O Bliss St
Latitude: 0' 0.0000 Undefined

SB

Start Time	Bikes	Cars & Trailers	2 Axle Long	Buses	2 Axle 6 Tire	3 Axle Single	4 Axle Single	<5 Axl Double	5 Axle Double	>6 Axl Double	<6 Axl Multi	6 Axle Multi	>6 Axl Multi	Total
07/10/12	*	*	*	*	*	*	*	*	*	*	*	*	*	*
01:00	*	*	*	*	*	*	*	*	*	*	*	*	*	*
02:00	*	*	*	*	*	*	*	*	*	*	*	*	*	*
03:00	*	*	*	*	*	*	*	*	*	*	*	*	*	*
04:00	*	*	*	*	*	*	*	*	*	*	*	*	*	*
05:00	*	*	*	*	*	*	*	*	*	*	*	*	*	*
06:00	*	*	*	*	*	*	*	*	*	*	*	*	*	*
07:00	*	*	*	*	*	*	*	*	*	*	*	*	*	*
08:00	*	*	*	*	*	*	*	*	*	*	*	*	*	*
09:00	*	*	*	*	*	*	*	*	*	*	*	*	*	*
10:00	*	*	*	*	*	*	*	*	*	*	*	*	*	*
11:00	0	**10**	**8**	0	**1**	0	0	0	**3**	0	0	0	0	**22**
12 PM	0	8	2	0	0	0	0	**2**	0	0	0	0	0	12
13:00	0	14	**7**	0	1	0	0	0	1	0	0	0	0	23
14:00	0	10	3	0	2	0	0	1	1	0	0	0	0	17
15:00	0	**19**	4	0	1	1	0	0	**3**	0	0	0	0	**28**
16:00	0	5	5	0	**4**	0	0	0	0	0	0	0	0	14
17:00	**1**	8	0	0	0	**2**	0	0	0	0	0	0	0	11
18:00	0	2	5	0	0	1	0	0	0	0	0	0	0	8
19:00	0	8	0	0	0	0	0	0	0	0	0	0	0	8
20:00	0	2	0	0	0	0	0	0	0	0	0	0	0	2
21:00	0	5	1	0	0	0	0	0	0	0	0	0	0	6
22:00	0	2	0	0	0	0	0	1	0	0	0	0	0	3
23:00	0	0	0	0	0	0	0	0	0	0	0	0	0	0
Day Total	1	93	35	0	9	4	0	4	8	0	0	0	0	154
Percent	0.6%	60.4%	22.7%	0.0%	5.8%	2.6%	0.0%	2.6%	5.2%	0.0%	0.0%	0.0%	0.0%	
AM Peak		11:00	11:00		11:00				11:00					11:00
Vol.		10	8		1				3					22
PM Peak	17:00	15:00	13:00		16:00	17:00		12:00	15:00					15:00
Vol.	1	19	7		4	2		2	3					28

Pioneer Valley Planning Commission
60 Congress Street
Springfield, MA 01104
(413) 781-6045

Location : West Springfield
Operator : AB, AG
Counter # : 1843
Road Class : U6

Site Code: 9728
Station ID:
Western Ave
S/O Bliss St
Latitude: 0' 0.0000 Undefined

SB

Start Time	Bikes	Cars & Trailers	2 Axle Long	Buses	2 Axle 6 Tire	3 Axle Single	4 Axle Single	<5 Axl Double	5 Axle Double	>6 Axl Double	<6 Axl Multi	6 Axle Multi	>6 Axl Multi	Total
07/11/12	0	2	1	0	0	0	0	0	0	0	0	0	0	3
01:00	0	0	0	0	0	**1**	0	0	0	0	0	0	0	1
02:00	0	1	0	0	0	0	0	0	0	0	0	0	0	1
03:00	0	2	1	0	0	0	0	0	0	0	0	0	0	3
04:00	0	0	0	0	0	0	0	0	0	0	0	0	0	0
05:00	0	4	6	0	1	1	0	0	0	0	0	0	0	12
06:00	0	11	7	0	0	1	0	0	0	0	0	0	0	19
07:00	**2**	7	**12**	0	1	0	0	0	**3**	0	0	0	0	25
08:00	0	11	6	0	1	0	0	0	1	0	0	0	0	19
09:00	0	11	6	0	2	**1**	0	0	1	0	0	0	0	21
10:00	0	**15**	9	0	**3**	1	0	0	0	0	0	0	0	**28**
11:00	0	10	5	0	1	0	0	**1**	2	0	0	0	0	19
12 PM	0	10	**6**	0	1	0	0	0	**1**	0	0	0	0	18
13:00	0	**17**	6	0	0	0	0	0	0	0	0	0	0	**23**
14:00	0	14	2	0	**5**	0	0	**2**	0	0	0	0	0	23
15:00	**1**	10	6	0	2	**1**	0	0	0	0	0	0	0	**20**
16:00	0	9	3	0	1	0	0	0	0	0	0	0	0	13
17:00	0	9	0	0	0	0	0	0	1	0	0	0	0	10
18:00	0	4	1	0	0	1	0	0	0	0	0	0	0	6
19:00	0	6	2	0	0	0	0	0	1	0	0	0	0	9
20:00	0	5	0	0	0	0	0	0	1	0	0	0	0	6
21:00	0	0	0	0	0	0	0	0	1	0	0	0	0	1
22:00	0	2	0	0	0	1	0	1	0	0	0	0	0	4
23:00	0	0	0	0	0	0	0	0	1	0	0	0	0	1
Day Total	3	160	79	0	18	8	0	4	13	0	0	0	0	285
Percent	1.1%	56.1%	27.7%	0.0%	6.3%	2.8%	0.0%	1.4%	4.6%	0.0%	0.0%	0.0%	0.0%	
AM Peak	07:00	10:00	07:00		10:00	01:00		11:00	07:00					10:00
Vol.	2	15	12		3	1		1	3					28
PM Peak	15:00	13:00	12:00		14:00	15:00		14:00	12:00					13:00
Vol.	1	17	6		5	1		2	1					23

Pioneer Valley Planning Commission
60 Congress Street
Springfield, MA 01104
(413) 781-6045

Location : West Springfield
Operator : AB, AG
Counter # : 1843
Road Class : U6

Site Code: 9728
Station ID:
Western Ave
S/O Bliss St
Latitude: 0' 0.0000 Undefined

SB

Start Time	Bikes	Cars & Trailers	2 Axle Long	Buses	2 Axle 6 Tire	3 Axle Single	4 Axle Single	<5 Axl Double	5 Axle Double	>6 Axl Double	<6 Axl Multi	6 Axle Multi	>6 Axl Multi	Total
07/12/12	0	1	0	0	0	0	0	0	**1**	0	0	0	0	2
01:00	0	0	0	0	0	0	0	0	0	0	0	0	0	0
02:00	0	2	0	0	0	0	0	0	0	0	0	0	0	2
03:00	0	0	1	0	0	0	0	0	0	0	0	0	0	1
04:00	0	2	0	0	0	0	0	0	0	0	0	0	0	2
05:00	0	7	4	0	0	**1**	0	0	0	0	0	0	0	12
06:00	0	8	8	0	1	0	0	0	1	0	0	0	0	18
07:00	0	10	10	0	0	1	0	0	0	0	0	0	0	21
08:00	0	**15**	10	0	**3**	1	0	0	0	0	0	0	0	**29**
09:00	0	10	**13**	0	1	0	0	0	0	0	0	0	0	24
10:00	*	*	*	*	*	*	*	*	*	*	*	*	*	*
11:00	*	*	*	*	*	*	*	*	*	*	*	*	*	*
12 PM	*	*	*	*	*	*	*	*	*	*	*	*	*	*
13:00	*	*	*	*	*	*	*	*	*	*	*	*	*	*
14:00	*	*	*	*	*	*	*	*	*	*	*	*	*	*
15:00	*	*	*	*	*	*	*	*	*	*	*	*	*	*
16:00	*	*	*	*	*	*	*	*	*	*	*	*	*	*
17:00	*	*	*	*	*	*	*	*	*	*	*	*	*	*
18:00	*	*	*	*	*	*	*	*	*	*	*	*	*	*
19:00	*	*	*	*	*	*	*	*	*	*	*	*	*	*
20:00	*	*	*	*	*	*	*	*	*	*	*	*	*	*
21:00	*	*	*	*	*	*	*	*	*	*	*	*	*	*
22:00	*	*	*	*	*	*	*	*	*	*	*	*	*	*
23:00	*	*	*	*	*	*	*	*	*	*	*	*	*	*
Day Total	0	55	46	0	5	3	0	0	2	0	0	0	0	111
Percent	0.0%	49.5%	41.4%	0.0%	4.5%	2.7%	0.0%	0.0%	1.8%	0.0%	0.0%	0.0%	0.0%	
AM Peak		08:00	09:00		08:00	05:00			00:00					08:00
Vol.		15	13		3	1			1					29
PM Peak														
Vol.														
Grand Total	4	308	160	0	32	15	0	8	23	0	0	0	0	550
Percent	0.7%	56.0%	29.1%	0.0%	5.8%	2.7%	0.0%	1.5%	4.2%	0.0%	0.0%	0.0%	0.0%	

Pioneer Valley Planning Commission
60 Congress Street
Springfield, MA 01104
(413) 781-6045

Location : West Springfield
Operator : AB, AK
Counter # : 1605
Road Class : U0

Site Code: 9756
Station ID:
New Bridge St
B/W Memorial Ave & Union St
Latitude: 0' 0.0000 Undefined

EB

Start Time	Bikes	Cars & Trailers	2 Axle Long	Buses	2 Axle 6 Tire	3 Axle Single	4 Axle Single	<5 Axl Double	5 Axle Double	>6 Axl Double	<6 Axl Multi	6 Axle Multi	>6 Axl Multi	Total
11/07/12	*	*	*	*	*	*	*	*	*	*	*	*	*	*
01:00	*	*	*	*	*	*	*	*	*	*	*	*	*	*
02:00	*	*	*	*	*	*	*	*	*	*	*	*	*	*
03:00	*	*	*	*	*	*	*	*	*	*	*	*	*	*
04:00	*	*	*	*	*	*	*	*	*	*	*	*	*	*
05:00	*	*	*	*	*	*	*	*	*	*	*	*	*	*
06:00	*	*	*	*	*	*	*	*	*	*	*	*	*	*
07:00	*	*	*	*	*	*	*	*	*	*	*	*	*	*
08:00	*	*	*	*	*	*	*	*	*	*	*	*	*	*
09:00	0	**2**	0	0	0	0	0	0	0	0	0	0	0	2
10:00	0	0	**1**	0	**2**	0	0	0	0	0	0	0	0	**3**
11:00	0	1	0	0	0	0	0	0	0	0	0	0	0	1
12 PM	0	**5**	1	0	0	0	0	0	0	0	0	0	0	**6**
13:00	**1**	1	1	0	0	0	0	0	0	0	0	0	0	3
14:00	1	1	0	0	0	0	0	0	0	0	0	0	0	2
15:00	0	1	0	0	0	0	0	0	0	0	0	0	0	1
16:00	1	1	**2**	0	**1**	0	0	0	0	0	0	0	0	5
17:00	0	4	0	0	0	0	0	0	0	0	0	0	0	4
18:00	0	0	0	0	0	0	0	0	0	0	0	0	0	0
19:00	0	0	0	0	0	0	0	0	0	0	0	0	0	0
20:00	0	0	0	0	0	0	0	0	0	0	0	0	0	0
21:00	0	0	0	0	0	0	0	0	0	0	0	0	0	0
22:00	0	1	0	0	0	0	0	0	0	0	0	0	0	1
23:00	0	0	0	0	0	0	0	0	0	0	0	0	0	0
Day Total	3	17	5	0	3	0	0	0	0	0	0	0	0	28
Percent	10.7%	60.7%	17.9%	0.0%	10.7%	0.0%	0.0%	0.0%	0.0%	0.0%	0.0%	0.0%	0.0%	
AM Peak		09:00	10:00		10:00									10:00
Vol.		2	1		2									3
PM Peak	13:00	12:00	16:00		16:00									12:00
Vol.	1	5	2		1									6

Pioneer Valley Planning Commission
60 Congress Street
Springfield, MA 01104
(413) 781-6045

Location : West Springfield
Operator : AB, AK
Counter # : 1605
Road Class : U0

Site Code: 9756
Station ID:
New Bridge St
B/W Memorial Ave & Union St
Latitude: 0' 0.0000 Undefined

EB

Start Time	Bikes	Cars & Trailers	2 Axle Long	Buses	2 Axle 6 Tire	3 Axle Single	4 Axle Single	<5 Axl Double	5 Axle Double	>6 Axl Double	<6 Axl Multi	6 Axle Multi	>6 Axl Multi	Total
11/08/12	0	0	0	0	0	0	0	0	0	0	0	0	0	0
01:00	0	0	0	0	0	0	0	0	0	0	0	0	0	0
02:00	0	0	0	0	0	0	0	0	0	0	0	0	0	0
03:00	0	0	0	0	0	0	0	0	0	0	0	0	0	0
04:00	0	0	0	0	0	0	0	0	0	0	0	0	0	0
05:00	0	0	0	0	0	0	0	0	0	0	0	0	0	0
06:00	0	0	0	0	0	0	0	0	0	0	0	0	0	0
07:00	0	0	0	0	0	0	0	0	0	0	0	0	0	0
08:00	0	0	0	0	0	0	0	0	0	0	0	0	0	0
09:00	0	0	**1**	0	0	0	0	0	0	0	0	0	0	1
10:00	0	1	0	0	**1**	0	0	0	0	0	0	0	0	**2**
11:00	0	**2**	0	0	0	0	0	0	0	0	0	0	0	2
12 PM	0	0	0	0	0	0	0	0	0	0	0	0	0	0
13:00	0	0	**2**	0	0	0	0	0	0	0	0	0	0	**2**
14:00	0	0	1	0	0	0	0	0	0	0	0	0	0	1
15:00	0	0	0	0	0	0	0	0	0	0	0	0	0	0
16:00	0	**2**	0	0	0	0	0	0	0	0	0	0	0	2
17:00	**1**	1	0	0	0	0	0	0	0	0	0	0	0	2
18:00	0	0	0	0	**1**	0	0	0	0	0	0	0	0	1
19:00	0	0	0	0	0	0	0	0	0	0	0	0	0	0
20:00	0	0	0	0	0	0	0	0	0	0	0	0	0	0
21:00	0	0	0	0	0	0	0	0	0	0	0	0	0	0
22:00	0	0	0	0	0	0	0	0	0	0	0	0	0	0
23:00	0	1	1	0	0	0	0	0	0	0	0	0	0	2
Day Total	1	7	5	0	2	0	0	0	0	0	0	0	0	15
Percent	6.7%	46.7%	33.3%	0.0%	13.3%	0.0%	0.0%	0.0%	0.0%	0.0%	0.0%	0.0%	0.0%	
AM Peak		11:00	09:00		10:00									10:00
Vol.		2	1		1									2
PM Peak	17:00	16:00	13:00		18:00									13:00
Vol.	1	2	2		1									2

Pioneer Valley Planning Commission
60 Congress Street
Springfield, MA 01104
(413) 781-6045

Location : West Springfield
Operator : AB, AK
Counter # : 1605
Road Class : U0

Site Code: 9756
Station ID:
New Bridge St
B/W Memorial Ave & Union St
Latitude: 0' 0.0000 Undefined

EB

Start Time	Bikes	Cars & Trailers	2 Axle Long	Buses	2 Axle 6 Tire	3 Axle Single	4 Axle Single	<5 Axl Double	5 Axle Double	>6 Axl Double	<6 Axl Multi	6 Axle Multi	>6 Axl Multi	Total
11/09/12	0	0	0	0	0	0	0	0	0	0	0	0	0	0
01:00	0	0	0	0	0	0	0	0	0	0	0	0	0	0
02:00	0	0	1	0	0	0	0	0	0	0	0	0	0	1
03:00	0	0	0	0	0	0	0	0	0	0	0	0	0	0
04:00	0	0	0	0	0	0	0	0	0	0	0	0	0	0
05:00	0	0	0	0	0	0	0	0	0	0	0	0	0	0
06:00	0	0	0	0	0	0	0	0	0	0	0	0	0	0
07:00	0	0	0	0	0	0	0	0	0	0	0	0	0	0
08:00	0	3	0	0	0	0	0	1	0	0	0	0	0	4
09:00	0	0	2	0	0	0	0	0	0	0	0	0	0	2
10:00	*	*	*	*	*	*	*	*	*	*	*	*	*	*
11:00	*	*	*	*	*	*	*	*	*	*	*	*	*	*
12 PM	*	*	*	*	*	*	*	*	*	*	*	*	*	*
13:00	*	*	*	*	*	*	*	*	*	*	*	*	*	*
14:00	*	*	*	*	*	*	*	*	*	*	*	*	*	*
15:00	*	*	*	*	*	*	*	*	*	*	*	*	*	*
16:00	*	*	*	*	*	*	*	*	*	*	*	*	*	*
17:00	*	*	*	*	*	*	*	*	*	*	*	*	*	*
18:00	*	*	*	*	*	*	*	*	*	*	*	*	*	*
19:00	*	*	*	*	*	*	*	*	*	*	*	*	*	*
20:00	*	*	*	*	*	*	*	*	*	*	*	*	*	*
21:00	*	*	*	*	*	*	*	*	*	*	*	*	*	*
22:00	*	*	*	*	*	*	*	*	*	*	*	*	*	*
23:00	*	*	*	*	*	*	*	*	*	*	*	*	*	*
Day Total	0	3	3	0	0	0	0	1	0	0	0	0	0	7
Percent	0.0%	42.9%	42.9%	0.0%	0.0%	0.0%	0.0%	14.3%	0.0%	0.0%	0.0%	0.0%	0.0%	
AM Peak		08:00	09:00					08:00						08:00
Vol.		3	2					1						4
PM Peak Vol.														
Grand Total	4	27	13	0	5	0	0	1	0	0	0	0	0	50
Percent	8.0%	54.0%	26.0%	0.0%	10.0%	0.0%	0.0%	2.0%	0.0%	0.0%	0.0%	0.0%	0.0%	

Pioneer Valley Planning Commission
60 Congress Street
Springfield, MA 01104
(413) 781-6045

Location : West Springfield
Operator : AB, AK
Counter # : 1605
Road Class : U0

Site Code: 9756
Station ID:
New Bridge St
B/W Memorial Ave & Union St
Latitude: 0' 0.0000 Undefined

WB

Start Time	Bikes	Cars & Trailers	2 Axle Long	Buses	2 Axle 6 Tire	3 Axle Single	4 Axle Single	<5 Axl Double	5 Axle Double	>6 Axl Double	<6 Axl Multi	6 Axle Multi	>6 Axl Multi	Total
11/07/12	*	*	*	*	*	*	*	*	*	*	*	*	*	*
01:00	*	*	*	*	*	*	*	*	*	*	*	*	*	*
02:00	*	*	*	*	*	*	*	*	*	*	*	*	*	*
03:00	*	*	*	*	*	*	*	*	*	*	*	*	*	*
04:00	*	*	*	*	*	*	*	*	*	*	*	*	*	*
05:00	*	*	*	*	*	*	*	*	*	*	*	*	*	*
06:00	*	*	*	*	*	*	*	*	*	*	*	*	*	*
07:00	*	*	*	*	*	*	*	*	*	*	*	*	*	*
08:00	*	*	*	*	*	*	*	*	*	*	*	*	*	*
09:00	0	0	0	0	0	0	0	0	0	0	0	0	0	0
10:00	0	0	0	0	0	0	0	0	0	0	0	0	0	0
11:00	0	0	0	0	0	0	0	0	0	0	0	0	0	0
12 PM	0	1	0	0	0	0	0	0	0	0	0	0	0	1
13:00	0	0	0	0	0	0	0	0	0	0	0	0	0	0
14:00	0	1	0	0	0	0	0	0	0	0	0	0	0	1
15:00	0	1	0	0	0	0	0	0	0	0	0	0	0	1
16:00	0	0	0	0	0	0	0	0	0	0	0	0	0	0
17:00	0	0	0	0	0	0	0	0	0	0	0	0	0	0
18:00	0	0	0	0	0	0	0	0	0	0	0	0	0	0
19:00	0	0	0	0	0	0	0	0	0	0	0	0	0	0
20:00	0	0	0	0	0	0	0	0	0	0	0	0	0	0
21:00	0	0	0	0	0	0	0	0	0	0	0	0	0	0
22:00	0	1	0	0	0	0	0	0	0	0	0	0	0	1
23:00	0	0	0	0	0	0	0	0	0	0	0	0	0	0
Day Total	0	4	0	0	0	0	0	0	0	0	0	0	0	4
Percent	0.0%	100.0%	0.0%	0.0%	0.0%	0.0%	0.0%	0.0%	0.0%	0.0%	0.0%	0.0%	0.0%	
AM Peak Vol.														
PM Peak Vol.		12:00 1												12:00 1

Pioneer Valley Planning Commission
60 Congress Street
Springfield, MA 01104
(413) 781-6045

Location : West Springfield
Operator : AB, AK
Counter # : 1605
Road Class : U0

Site Code: 9756
Station ID:
New Bridge St
B/W Memorial Ave & Union St
Latitude: 0' 0.0000 Undefined

WB

Start Time	Bikes	Cars & Trailers	2 Axle Long	Buses	2 Axle 6 Tire	3 Axle Single	4 Axle Single	<5 Axl Double	5 Axle Double	>6 Axl Double	<6 Axl Multi	6 Axle Multi	>6 Axl Multi	Total
11/08/12	0	0	0	0	0	0	0	0	0	0	0	0	0	0
01:00	0	0	0	0	0	0	0	0	0	0	0	0	0	0
02:00	0	0	0	0	0	0	0	0	0	0	0	0	0	0
03:00	0	0	0	0	0	0	0	0	0	0	0	0	0	0
04:00	0	0	0	0	0	0	0	0	0	0	0	0	0	0
05:00	0	0	0	0	0	0	0	0	0	0	0	0	0	0
06:00	0	0	0	0	0	0	0	0	0	0	0	0	0	0
07:00	0	1	0	0	0	0	0	0	0	0	0	0	0	1
08:00	0	1	0	0	0	0	0	0	0	0	0	0	0	1
09:00	0	1	1	0	0	0	0	0	0	0	0	0	0	2
10:00	0	1	0	0	0	0	0	0	0	0	0	0	0	1
11:00	0	0	0	0	0	0	0	0	0	0	0	0	0	0
12 PM	0	0	0	0	0	0	0	0	0	0	0	0	0	0
13:00	0	0	0	0	0	0	0	0	0	0	0	0	0	0
14:00	0	0	0	0	0	0	0	0	0	0	0	0	0	0
15:00	0	1	0	0	0	0	0	0	0	0	0	0	0	1
16:00	0	0	0	0	0	0	0	0	0	0	0	0	0	0
17:00	0	0	0	0	0	0	0	0	0	0	0	0	0	0
18:00	0	0	0	0	0	0	0	0	0	0	0	0	0	0
19:00	0	0	0	0	0	0	0	0	0	0	0	0	0	0
20:00	0	0	0	0	0	0	0	0	0	0	0	0	0	0
21:00	0	0	0	0	0	0	0	0	0	0	0	0	0	0
22:00	0	0	0	0	0	0	0	0	0	0	0	0	0	0
23:00	0	1	0	0	0	0	0	0	0	0	0	0	0	1
Day Total	0	6	1	0	0	0	0	0	0	0	0	0	0	7
Percent	0.0%	85.7%	14.3%	0.0%	0.0%	0.0%	0.0%	0.0%	0.0%	0.0%	0.0%	0.0%	0.0%	
AM Peak		07:00	09:00											09:00
Vol.		1	1											2
PM Peak		15:00												15:00
Vol.		1												1

Pioneer Valley Planning Commission
60 Congress Street
Springfield, MA 01104
(413) 781-6045

Location : West Springfield
Operator : AB, AK
Counter # : 1605
Road Class : U0

Site Code: 9756
Station ID:
New Bridge St
B/W Memorial Ave & Union St
Latitude: 0' 0.0000 Undefined

WB

Start Time	Bikes	Cars & Trailers	2 Axle Long	Buses	2 Axle 6 Tire	3 Axle Single	4 Axle Single	<5 Axl Double	5 Axle Double	>6 Axl Double	<6 Axl Multi	6 Axle Multi	>6 Axl Multi	Total
11/09/12	0	0	0	0	0	0	0	0	0	0	0	0	0	0
01:00	0	0	0	0	0	0	0	0	0	0	0	0	0	0
02:00	0	0	0	0	0	0	0	0	0	0	0	0	0	0
03:00	0	0	0	0	0	0	0	0	0	0	0	0	0	0
04:00	0	0	0	0	0	0	0	0	0	0	0	0	0	0
05:00	0	0	0	0	0	0	0	0	0	0	0	0	0	0
06:00	0	0	0	0	0	0	0	0	0	0	0	0	0	0
07:00	0	0	0	0	0	0	0	0	0	0	0	0	0	0
08:00	0	3	1	0	0	0	0	0	0	0	0	0	0	4
09:00	0	0	0	1	0	0	0	0	0	0	0	0	0	1
10:00	*	*	*	*	*	*	*	*	*	*	*	*	*	*
11:00	*	*	*	*	*	*	*	*	*	*	*	*	*	*
12 PM	*	*	*	*	*	*	*	*	*	*	*	*	*	*
13:00	*	*	*	*	*	*	*	*	*	*	*	*	*	*
14:00	*	*	*	*	*	*	*	*	*	*	*	*	*	*
15:00	*	*	*	*	*	*	*	*	*	*	*	*	*	*
16:00	*	*	*	*	*	*	*	*	*	*	*	*	*	*
17:00	*	*	*	*	*	*	*	*	*	*	*	*	*	*
18:00	*	*	*	*	*	*	*	*	*	*	*	*	*	*
19:00	*	*	*	*	*	*	*	*	*	*	*	*	*	*
20:00	*	*	*	*	*	*	*	*	*	*	*	*	*	*
21:00	*	*	*	*	*	*	*	*	*	*	*	*	*	*
22:00	*	*	*	*	*	*	*	*	*	*	*	*	*	*
23:00	*	*	*	*	*	*	*	*	*	*	*	*	*	*
Day Total	0	3	1	1	0	0	0	0	0	0	0	0	0	5
Percent	0.0%	60.0%	20.0%	20.0%	0.0%	0.0%	0.0%	0.0%	0.0%	0.0%	0.0%	0.0%	0.0%	
AM Peak		08:00	08:00	09:00										08:00
Vol.		3	1	1										4
PM Peak Vol.														
Grand Total	0	13	2	1	0	0	0	0	0	0	0	0	0	16
Percent	0.0%	81.3%	12.5%	6.3%	0.0%	0.0%	0.0%	0.0%	0.0%	0.0%	0.0%	0.0%	0.0%	

Pioneer Valley Planning Commission
60 Congress Street
Springfield, MA 01104
(413) 781-6045

Location : West Springfield
Operator : AB, AK
Counter # : 1602
Road Class : U0

Site Code: 9750
Station ID:
Irving St
B/W Main St & Union St
Latitude: 0' 0.0000 Undefined

WB

Start Time	Bikes	Cars & Trailers	2 Axle Long	Buses	2 Axle 6 Tire	3 Axle Single	4 Axle Single	<5 Axl Double	5 Axle Double	>6 Axl Double	<6 Axl Multi	6 Axle Multi	>6 Axl Multi	Total
11/05/12	*	*	*	*	*	*	*	*	*	*	*	*	*	*
01:00	*	*	*	*	*	*	*	*	*	*	*	*	*	*
02:00	*	*	*	*	*	*	*	*	*	*	*	*	*	*
03:00	*	*	*	*	*	*	*	*	*	*	*	*	*	*
04:00	*	*	*	*	*	*	*	*	*	*	*	*	*	*
05:00	*	*	*	*	*	*	*	*	*	*	*	*	*	*
06:00	*	*	*	*	*	*	*	*	*	*	*	*	*	*
07:00	*	*	*	*	*	*	*	*	*	*	*	*	*	*
08:00	0	12	0	0	**3**	0	0	0	0	0	0	0	0	15
09:00	0	19	**4**	0	0	0	0	**2**	0	0	0	0	0	25
10:00	0	**21**	3	0	1	0	0	0	**1**	0	0	0	0	**26**
11:00	**1**	16	1	0	2	0	0	0	0	0	0	0	0	20
12 PM	0	19	2	**1**	1	0	0	0	0	0	0	0	0	23
13:00	0	22	2	0	1	0	0	0	0	0	0	0	0	25
14:00	0	24	**3**	1	1	0	0	0	0	0	0	0	0	29
15:00	0	**28**	1	0	**4**	0	0	0	0	0	0	0	0	**33**
16:00	0	26	3	0	0	0	0	0	0	0	0	0	0	29
17:00	0	18	1	0	0	0	0	0	0	0	0	0	0	19
18:00	0	14	0	0	1	0	0	0	0	0	0	0	0	15
19:00	0	8	1	0	0	0	0	0	0	0	0	0	0	9
20:00	0	7	0	0	0	0	0	0	0	0	0	0	0	7
21:00	0	5	0	0	0	0	0	0	0	0	0	0	0	5
22:00	0	0	0	0	0	0	0	0	0	0	0	0	0	0
23:00	0	6	0	0	0	0	0	0	0	0	0	0	0	6
Day Total	1	245	21	2	14	0	0	2	1	0	0	0	0	286
Percent	0.3%	85.7%	7.3%	0.7%	4.9%	0.0%	0.0%	0.7%	0.3%	0.0%	0.0%	0.0%	0.0%	
AM Peak	11:00	10:00	09:00		08:00			09:00	10:00					10:00
Vol.	1	21	4		3			2	1					26
PM Peak		15:00	14:00	12:00	15:00									15:00
Vol.		28	3	1	4									33

Pioneer Valley Planning Commission
60 Congress Street
Springfield, MA 01104
(413) 781-6045

Location : West Springfield
Operator : AB, AK
Counter # : 1602
Road Class : U0

Site Code: 9750
Station ID:
Irving St
B/W Main St & Union St
Latitude: 0' 0.0000 Undefined

WB

Start Time	Bikes	Cars & Trailers	2 Axle Long	Buses	2 Axle 6 Tire	3 Axle Single	4 Axle Single	<5 Axl Double	5 Axle Double	>6 Axl Double	<6 Axl Multi	6 Axle Multi	>6 Axl Multi	Total
11/06/12	0	0	0	0	0	0	0	0	0	0	0	0	0	0
01:00	0	2	0	0	0	0	0	0	0	0	0	0	0	2
02:00	0	0	0	0	0	0	0	0	0	0	0	0	0	0
03:00	0	2	0	0	0	0	0	0	0	0	0	0	0	2
04:00	0	1	1	0	0	0	0	0	0	0	0	0	0	2
05:00	0	4	0	0	0	0	0	0	0	0	0	0	0	4
06:00	0	8	2	0	0	0	0	0	0	0	0	0	0	10
07:00	0	11	2	0	0	0	0	0	0	0	0	0	0	13
08:00	0	**13**	2	0	0	0	0	0	0	0	0	0	0	**15**
09:00	0	6	0	0	**1**	0	0	0	0	0	0	0	0	7
10:00	0	10	0	0	0	0	0	0	0	0	0	0	0	10
11:00	0	7	**3**	**1**	1	0	0	0	0	0	0	0	0	12
12 PM	0	11	0	0	0	0	0	0	0	0	0	0	0	11
13:00	0	17	2	0	**4**	0	0	0	0	0	0	0	0	23
14:00	0	**22**	1	0	1	0	0	0	0	0	0	0	0	**24**
15:00	0	10	**3**	0	1	0	0	0	0	0	0	0	0	14
16:00	0	22	0	0	1	0	0	0	0	0	0	0	0	23
17:00	0	18	2	0	0	0	0	0	0	0	0	0	0	20
18:00	0	16	0	0	0	0	0	0	0	0	0	0	0	16
19:00	0	7	0	0	0	0	0	0	0	0	0	0	0	7
20:00	0	5	0	0	0	0	0	0	0	0	0	0	0	5
21:00	0	3	0	0	0	0	0	0	0	0	0	0	0	3
22:00	0	2	0	0	0	0	0	0	0	0	0	0	0	2
23:00	0	2	0	0	0	0	0	0	0	0	0	0	0	2
Day Total	0	199	18	1	9	0	0	0	0	0	0	0	0	227
Percent	0.0%	87.7%	7.9%	0.4%	4.0%	0.0%	0.0%	0.0%	0.0%	0.0%	0.0%	0.0%	0.0%	
AM Peak		08:00	11:00	11:00	09:00									08:00
Vol.		13	3	1	1									15
PM Peak		14:00	15:00		13:00									14:00
Vol.		22	3		4									24

Pioneer Valley Planning Commission
60 Congress Street
Springfield, MA 01104
(413) 781-6045

Location : West Springfield
Operator : AB, AK
Counter # : 1602
Road Class : U0

Site Code: 9750
Station ID:
Irving St
B/W Main St & Union St
Latitude: 0' 0.0000 Undefined

WB

Start Time	Bikes	Cars & Trailers	2 Axle Long	Buses	2 Axle 6 Tire	3 Axle Single	4 Axle Single	<5 Axl Double	5 Axle Double	>6 Axl Double	<6 Axl Multi	6 Axle Multi	>6 Axl Multi	Total
11/07/12	0	3	0	0	0	0	0	0	0	0	0	0	0	3
01:00	0	0	0	0	0	0	0	0	0	0	0	0	0	0
02:00	0	0	0	0	0	0	0	0	0	0	0	0	0	0
03:00	0	0	0	0	0	0	0	0	0	0	0	0	0	0
04:00	0	4	1	0	0	0	0	0	0	0	0	0	0	5
05:00	1	4	0	0	0	0	0	0	0	0	0	0	0	5
06:00	0	7	1	0	0	0	0	0	0	0	0	0	0	8
07:00	*	*	*	*	*	*	*	*	*	*	*	*	*	*
08:00	*	*	*	*	*	*	*	*	*	*	*	*	*	*
09:00	*	*	*	*	*	*	*	*	*	*	*	*	*	*
10:00	*	*	*	*	*	*	*	*	*	*	*	*	*	*
11:00	*	*	*	*	*	*	*	*	*	*	*	*	*	*
12 PM	*	*	*	*	*	*	*	*	*	*	*	*	*	*
13:00	*	*	*	*	*	*	*	*	*	*	*	*	*	*
14:00	*	*	*	*	*	*	*	*	*	*	*	*	*	*
15:00	*	*	*	*	*	*	*	*	*	*	*	*	*	*
16:00	*	*	*	*	*	*	*	*	*	*	*	*	*	*
17:00	*	*	*	*	*	*	*	*	*	*	*	*	*	*
18:00	*	*	*	*	*	*	*	*	*	*	*	*	*	*
19:00	*	*	*	*	*	*	*	*	*	*	*	*	*	*
20:00	*	*	*	*	*	*	*	*	*	*	*	*	*	*
21:00	*	*	*	*	*	*	*	*	*	*	*	*	*	*
22:00	*	*	*	*	*	*	*	*	*	*	*	*	*	*
23:00	*	*	*	*	*	*	*	*	*	*	*	*	*	*
Day Total	1	18	2	0	0	0	0	0	0	0	0	0	0	21
Percent	4.8%	85.7%	9.5%	0.0%	0.0%	0.0%	0.0%	0.0%	0.0%	0.0%	0.0%	0.0%	0.0%	
AM Peak	05:00	06:00	04:00											06:00
Vol.	1	7	1											8
PM Peak Vol.														
Grand Total	2	462	41	3	23	0	0	2	1	0	0	0	0	534
Percent	0.4%	86.5%	7.7%	0.6%	4.3%	0.0%	0.0%	0.4%	0.2%	0.0%	0.0%	0.0%	0.0%	

Pioneer Valley Planning Commission
60 Congress Street
Springfield, MA 01104
(413) 781-6045

Location : West Springfield
Operator : AB, AK
Counter # : 1602
Road Class : U0

Site Code: 9750
Station ID:
Irving St
B/W Main St & Union St
Latitude: 0' 0.0000 Undefined

EB

Start Time	Bikes	Cars & Trailers	2 Axle Long	Buses	2 Axle 6 Tire	3 Axle Single	4 Axle Single	<5 Axl Double	5 Axle Double	>6 Axl Double	<6 Axl Multi	6 Axle Multi	>6 Axl Multi	Total
11/05/12	*	*	*	*	*	*	*	*	*	*	*	*	*	*
01:00	*	*	*	*	*	*	*	*	*	*	*	*	*	*
02:00	*	*	*	*	*	*	*	*	*	*	*	*	*	*
03:00	*	*	*	*	*	*	*	*	*	*	*	*	*	*
04:00	*	*	*	*	*	*	*	*	*	*	*	*	*	*
05:00	*	*	*	*	*	*	*	*	*	*	*	*	*	*
06:00	*	*	*	*	*	*	*	*	*	*	*	*	*	*
07:00	*	*	*	*	*	*	*	*	*	*	*	*	*	*
08:00	0	4	**3**	**1**	0	0	0	0	0	0	0	0	0	8
09:00	0	10	1	0	**1**	0	0	0	0	0	0	0	0	12
10:00	**3**	**16**	2	0	0	0	0	0	0	0	0	0	0	**21**
11:00	0	13	3	0	1	0	0	0	0	0	0	0	0	17
12 PM	0	15	**5**	0	**1**	0	0	0	0	0	0	0	0	21
13:00	0	21	3	0	0	0	0	0	0	0	0	0	0	**24**
14:00	0	20	0	0	1	0	0	0	0	0	0	0	0	21
15:00	0	18	0	0	0	0	0	0	0	0	0	0	0	18
16:00	0	**23**	1	0	0	0	0	0	0	0	0	0	0	24
17:00	0	17	1	0	0	0	0	0	0	0	0	0	0	18
18:00	0	13	0	0	0	0	0	0	0	0	0	0	0	13
19:00	0	9	0	0	0	0	0	0	0	0	0	0	0	9
20:00	0	3	0	0	0	0	0	0	0	0	0	0	0	3
21:00	0	4	0	0	1	0	0	0	0	0	0	0	0	5
22:00	0	2	0	0	0	0	0	0	0	0	0	0	0	2
23:00	0	5	0	0	0	0	0	0	0	0	0	0	0	5
Day Total	3	193	19	1	5	0	0	0	0	0	0	0	0	221
Percent	1.4%	87.3%	8.6%	0.5%	2.3%	0.0%	0.0%	0.0%	0.0%	0.0%	0.0%	0.0%	0.0%	
AM Peak	10:00	10:00	08:00	08:00	09:00									10:00
Vol.	3	16	3	1	1									21
PM Peak		16:00	12:00		12:00									13:00
Vol.		23	5		1									24

Pioneer Valley Planning Commission
60 Congress Street
Springfield, MA 01104
(413) 781-6045

Location : West Springfield
Operator : AB, AK
Counter # : 1602
Road Class : U0

Site Code: 9750
Station ID:
Irving St
B/W Main St & Union St
Latitude: 0' 0.0000 Undefined

EB

Start Time	Bikes	Cars & Trailers	2 Axle Long	Buses	2 Axle 6 Tire	3 Axle Single	4 Axle Single	<5 Axl Double	5 Axle Double	>6 Axl Double	<6 Axl Multi	6 Axle Multi	>6 Axl Multi	Total
11/06/12	0	0	0	0	0	0	0	0	0	0	0	0	0	0
01:00	0	1	0	0	0	0	0	0	0	0	0	0	0	1
02:00	0	1	0	0	0	0	0	0	0	0	0	0	0	1
03:00	0	1	0	0	0	0	0	0	0	0	0	0	0	1
04:00	0	2	0	0	**1**	0	0	0	0	0	0	0	0	3
05:00	0	2	0	0	1	0	0	0	0	0	0	0	0	3
06:00	0	4	1	0	1	0	0	0	0	0	0	0	0	6
07:00	0	12	**2**	0	0	0	0	0	0	0	0	0	0	14
08:00	**1**	8	2	0	0	0	0	0	0	0	0	0	0	11
09:00	0	9	1	0	1	0	0	0	0	0	0	0	0	11
10:00	1	**15**	1	0	0	**1**	0	0	0	0	0	0	0	**18**
11:00	0	15	1	0	0	1	0	0	0	0	0	0	0	17
12 PM	0	16	0	0	0	0	0	0	0	0	0	0	0	16
13:00	0	**20**	1	0	0	0	0	0	0	0	0	0	0	**21**
14:00	0	16	**3**	0	**1**	0	0	0	0	0	0	0	0	20
15:00	0	18	0	0	0	**1**	0	0	0	0	0	0	0	19
16:00	0	19	0	**1**	0	0	0	0	0	0	0	0	0	20
17:00	**1**	17	1	0	1	1	0	0	0	0	0	0	0	21
18:00	0	8	1	0	0	0	0	0	0	0	0	0	0	9
19:00	0	11	0	0	0	0	0	0	0	0	0	0	0	11
20:00	0	8	0	0	0	0	0	0	0	0	0	0	0	8
21:00	0	7	0	0	0	0	0	0	0	0	0	0	0	7
22:00	0	4	0	0	0	0	0	0	0	0	0	0	0	4
23:00	0	0	0	0	0	0	0	0	0	0	0	0	0	0
Day Total	3	214	14	1	6	4	0	0	0	0	0	0	0	242
Percent	1.2%	88.4%	5.8%	0.4%	2.5%	1.7%	0.0%	0.0%	0.0%	0.0%	0.0%	0.0%	0.0%	
AM Peak	08:00	10:00	07:00		04:00	10:00								10:00
Vol.	1	15	2		1	1								18
PM Peak	17:00	13:00	14:00	16:00	14:00	15:00								13:00
Vol.	1	20	3	1	1	1								21

Pioneer Valley Planning Commission
60 Congress Street
Springfield, MA 01104
(413) 781-6045

Location : West Springfield
Operator : AB, AK
Counter # : 1602
Road Class : U0

Site Code: 9750
Station ID:
Irving St
B/W Main St & Union St
Latitude: 0' 0.0000 Undefined

EB

Start Time	Bikes	Cars & Trailers	2 Axle Long	Buses	2 Axle 6 Tire	3 Axle Single	4 Axle Single	<5 Axl Double	5 Axle Double	>6 Axl Double	<6 Axl Multi	6 Axle Multi	>6 Axl Multi	Total
11/07/12	0	0	0	0	0	0	0	0	0	0	0	0	0	0
01:00	0	2	0	0	0	0	0	0	0	0	0	0	0	2
02:00	0	0	0	0	0	0	0	0	0	0	0	0	0	0
03:00	0	0	0	0	0	0	0	0	0	0	0	0	0	0
04:00	0	3	0	0	0	0	0	0	0	0	0	0	0	3
05:00	0	1	1	0	2	0	0	0	0	0	0	0	0	4
06:00	1	3	1	0	0	0	0	0	0	0	0	0	0	5
07:00	*	*	*	*	*	*	*	*	*	*	*	*	*	*
08:00	*	*	*	*	*	*	*	*	*	*	*	*	*	*
09:00	*	*	*	*	*	*	*	*	*	*	*	*	*	*
10:00	*	*	*	*	*	*	*	*	*	*	*	*	*	*
11:00	*	*	*	*	*	*	*	*	*	*	*	*	*	*
12 PM	*	*	*	*	*	*	*	*	*	*	*	*	*	*
13:00	*	*	*	*	*	*	*	*	*	*	*	*	*	*
14:00	*	*	*	*	*	*	*	*	*	*	*	*	*	*
15:00	*	*	*	*	*	*	*	*	*	*	*	*	*	*
16:00	*	*	*	*	*	*	*	*	*	*	*	*	*	*
17:00	*	*	*	*	*	*	*	*	*	*	*	*	*	*
18:00	*	*	*	*	*	*	*	*	*	*	*	*	*	*
19:00	*	*	*	*	*	*	*	*	*	*	*	*	*	*
20:00	*	*	*	*	*	*	*	*	*	*	*	*	*	*
21:00	*	*	*	*	*	*	*	*	*	*	*	*	*	*
22:00	*	*	*	*	*	*	*	*	*	*	*	*	*	*
23:00	*	*	*	*	*	*	*	*	*	*	*	*	*	*
Day Total	1	9	2	0	2	0	0	0	0	0	0	0	0	14
Percent	7.1%	64.3%	14.3%	0.0%	14.3%	0.0%	0.0%	0.0%	0.0%	0.0%	0.0%	0.0%	0.0%	
AM Peak	06:00	04:00	05:00		05:00									06:00
Vol.	1	3	1		2									5
PM Peak														
Vol.														
Grand Total	7	416	35	2	13	4	0	0	0	0	0	0	0	477
Percent	1.5%	87.2%	7.3%	0.4%	2.7%	0.8%	0.0%	0.0%	0.0%	0.0%	0.0%	0.0%	0.0%	

Pioneer Valley Planning Commission
60 Congress Street
Springfield, MA 01104
(413) 781-6045

Location : West Springfield
Operator : AB, AK
Counter # : 1477
Road Class : U0

Site Code: 9751
Station ID:
Church St
B/W Main St & Union St
Latitude: 0' 0.0000 Undefined

EB

Start Time	Bikes	Cars & Trailers	2 Axle Long	Buses	2 Axle 6 Tire	3 Axle Single	4 Axle Single	<5 Axl Double	5 Axle Double	>6 Axl Double	<6 Axl Multi	6 Axle Multi	>6 Axl Multi	Total
11/05/12	*	*	*	*	*	*	*	*	*	*	*	*	*	*
01:00	*	*	*	*	*	*	*	*	*	*	*	*	*	*
02:00	*	*	*	*	*	*	*	*	*	*	*	*	*	*
03:00	*	*	*	*	*	*	*	*	*	*	*	*	*	*
04:00	*	*	*	*	*	*	*	*	*	*	*	*	*	*
05:00	*	*	*	*	*	*	*	*	*	*	*	*	*	*
06:00	*	*	*	*	*	*	*	*	*	*	*	*	*	*
07:00	*	*	*	*	*	*	*	*	*	*	*	*	*	*
08:00	*	*	*	*	*	*	*	*	*	*	*	*	*	*
09:00	0	**8**	0	0	0	0	0	0	0	0	0	0	0	**8**
10:00	0	0	0	0	0	0	0	0	0	0	0	0	0	0
11:00	**1**	4	**1**	0	0	0	0	0	0	0	0	0	0	6
12 PM	0	9	1	0	0	0	0	0	0	0	0	0	0	10
13:00	0	8	0	0	0	**1**	0	0	0	0	0	0	0	9
14:00	**1**	5	0	0	0	0	0	0	0	0	0	0	0	6
15:00	0	24	0	0	0	0	0	**1**	0	0	0	0	0	25
16:00	0	23	1	0	0	0	0	0	0	0	0	0	0	24
17:00	0	**36**	0	0	0	0	0	0	0	0	0	0	0	**36**
18:00	0	18	**2**	0	0	0	0	0	0	0	0	0	0	20
19:00	0	17	2	0	0	0	0	0	0	0	0	0	0	19
20:00	0	6	0	0	0	0	0	0	0	0	0	0	0	6
21:00	0	5	0	0	0	0	0	0	0	0	0	0	0	5
22:00	0	5	1	0	0	0	0	0	0	0	0	0	0	6
23:00	0	4	0	0	0	0	0	0	0	0	0	0	0	4
Day Total	2	172	8	0	0	1	0	1	0	0	0	0	0	184
Percent	1.1%	93.5%	4.3%	0.0%	0.0%	0.5%	0.0%	0.5%	0.0%	0.0%	0.0%	0.0%	0.0%	
AM Peak	11:00	09:00	11:00											09:00
Vol.	1	8	1											8
PM Peak	14:00	17:00	18:00			13:00		15:00						17:00
Vol.	1	36	2			1		1						36

Pioneer Valley Planning Commission
60 Congress Street
Springfield, MA 01104
(413) 781-6045

Location : West Springfield
Operator : AB, AK
Counter # : 1477
Road Class : U0

Site Code: 9751
Station ID:
Church St
B/W Main St & Union St
Latitude: 0' 0.0000 Undefined

EB

Start Time	Bikes	Cars & Trailers	2 Axle Long	Buses	2 Axle 6 Tire	3 Axle Single	4 Axle Single	<5 Axl Double	5 Axle Double	>6 Axl Double	<6 Axl Multi	6 Axle Multi	>6 Axl Multi	Total
11/06/12	0	0	0	0	0	0	0	0	0	0	0	0	0	0
01:00	0	3	0	0	0	0	0	0	0	0	0	0	0	3
02:00	0	0	0	0	0	0	0	0	0	0	0	0	0	0
03:00	0	0	0	0	0	0	0	0	0	0	0	0	0	0
04:00	0	0	0	0	0	0	0	0	0	0	0	0	0	0
05:00	0	1	0	0	0	0	0	0	0	0	0	0	0	1
06:00	0	1	0	0	0	0	0	0	0	0	0	0	0	1
07:00	0	6	0	0	0	0	0	0	0	0	0	0	0	6
08:00	0	11	1	0	0	0	0	0	0	0	0	0	0	12
09:00	0	17	0	0	**1**	0	0	0	**1**	0	0	0	0	19
10:00	0	13	**2**	0	0	0	0	0	0	0	0	0	0	15
11:00	0	**20**	1	0	0	0	0	0	0	0	0	0	0	**21**
12 PM	0	32	1	0	0	0	0	0	0	0	0	0	0	33
13:00	0	21	**4**	0	0	**1**	0	0	0	0	0	0	0	26
14:00	0	27	4	0	0	0	0	0	0	0	0	0	0	31
15:00	0	25	2	0	0	0	0	0	0	0	0	0	0	27
16:00	0	28	1	0	0	0	0	0	0	0	0	0	0	29
17:00	0	**38**	2	0	0	0	0	0	0	0	0	0	0	**40**
18:00	0	15	0	0	0	0	0	0	0	0	0	0	0	15
19:00	0	4	0	0	0	0	0	0	0	0	0	0	0	4
20:00	0	7	1	0	0	0	0	0	0	0	0	0	0	8
21:00	0	4	0	0	0	0	0	0	0	0	0	0	0	4
22:00	0	2	0	0	0	0	0	0	0	0	0	0	0	2
23:00	0	3	0	0	0	0	0	0	0	0	0	0	0	3
Day Total	0	278	19	0	1	1	0	0	1	0	0	0	0	300
Percent	0.0%	92.7%	6.3%	0.0%	0.3%	0.3%	0.0%	0.0%	0.3%	0.0%	0.0%	0.0%	0.0%	
AM Peak		11:00	10:00		09:00				09:00					11:00
Vol.		20	2		1				1					21
PM Peak		17:00	13:00			13:00								17:00
Vol.		38	4			1								40

Pioneer Valley Planning Commission
60 Congress Street
Springfield, MA 01104
(413) 781-6045

Location : West Springfield
Operator : AB, AK
Counter # : 1477
Road Class : U0

Site Code: 9751
Station ID:
Church St
B/W Main St & Union St
Latitude: 0' 0.0000 Undefined

EB

Start Time	Bikes	Cars & Trailers	2 Axle Long	Buses	2 Axle 6 Tire	3 Axle Single	4 Axle Single	<5 Axl Double	5 Axle Double	>6 Axl Double	<6 Axl Multi	6 Axle Multi	>6 Axl Multi	Total
11/07/12	0	2	0	0	0	0	0	0	0	0	0	0	0	2
01:00	0	**4**	0	0	0	0	0	0	0	0	0	0	0	**4**
02:00	0	1	0	0	0	0	0	0	0	0	0	0	0	1
03:00	0	0	0	0	0	0	0	0	0	0	0	0	0	0
04:00	0	1	0	0	0	0	0	0	0	0	0	0	0	1
05:00	0	1	0	0	0	0	0	0	0	0	0	0	0	1
06:00	0	3	0	0	0	0	0	0	0	0	0	0	0	3
07:00	*	*	*	*	*	*	*	*	*	*	*	*	*	*
08:00	*	*	*	*	*	*	*	*	*	*	*	*	*	*
09:00	*	*	*	*	*	*	*	*	*	*	*	*	*	*
10:00	*	*	*	*	*	*	*	*	*	*	*	*	*	*
11:00	*	*	*	*	*	*	*	*	*	*	*	*	*	*
12 PM	*	*	*	*	*	*	*	*	*	*	*	*	*	*
13:00	*	*	*	*	*	*	*	*	*	*	*	*	*	*
14:00	*	*	*	*	*	*	*	*	*	*	*	*	*	*
15:00	*	*	*	*	*	*	*	*	*	*	*	*	*	*
16:00	*	*	*	*	*	*	*	*	*	*	*	*	*	*
17:00	*	*	*	*	*	*	*	*	*	*	*	*	*	*
18:00	*	*	*	*	*	*	*	*	*	*	*	*	*	*
19:00	*	*	*	*	*	*	*	*	*	*	*	*	*	*
20:00	*	*	*	*	*	*	*	*	*	*	*	*	*	*
21:00	*	*	*	*	*	*	*	*	*	*	*	*	*	*
22:00	*	*	*	*	*	*	*	*	*	*	*	*	*	*
23:00	*	*	*	*	*	*	*	*	*	*	*	*	*	*
Day Total	0	12	0	0	0	0	0	0	0	0	0	0	0	12
Percent	0.0%	100.0%	0.0%	0.0%	0.0%	0.0%	0.0%	0.0%	0.0%	0.0%	0.0%	0.0%	0.0%	
AM Peak		01:00												01:00
Vol.		4												4
PM Peak														
Vol.														
Grand Total	2	462	27	0	1	2	0	1	1	0	0	0	0	496
Percent	0.4%	93.1%	5.4%	0.0%	0.2%	0.4%	0.0%	0.2%	0.2%	0.0%	0.0%	0.0%	0.0%	

Pioneer Valley Planning Commission
60 Congress Street
Springfield, MA 01104
(413) 781-6045

Location : West Springfield
Operator : AB, AK
Counter # : 1477
Road Class : U0

Site Code: 9751
Station ID:
Church St
B/W Main St & Union St
Latitude: 0' 0.0000 Undefined

WB

Start Time	Bikes	Cars & Trailers	2 Axle Long	Buses	2 Axle 6 Tire	3 Axle Single	4 Axle Single	<5 Axl Double	5 Axle Double	>6 Axl Double	<6 Axl Multi	6 Axle Multi	>6 Axl Multi	Total
11/05/12	*	*	*	*	*	*	*	*	*	*	*	*	*	*
01:00	*	*	*	*	*	*	*	*	*	*	*	*	*	*
02:00	*	*	*	*	*	*	*	*	*	*	*	*	*	*
03:00	*	*	*	*	*	*	*	*	*	*	*	*	*	*
04:00	*	*	*	*	*	*	*	*	*	*	*	*	*	*
05:00	*	*	*	*	*	*	*	*	*	*	*	*	*	*
06:00	*	*	*	*	*	*	*	*	*	*	*	*	*	*
07:00	*	*	*	*	*	*	*	*	*	*	*	*	*	*
08:00	*	*	*	*	*	*	*	*	*	*	*	*	*	*
09:00	**1**	**6**	**1**	0	0	0	0	0	0	0	0	0	0	**8**
10:00	0	1	0	0	0	0	0	0	0	0	0	0	0	1
11:00	1	4	0	0	0	0	0	0	0	0	0	0	0	5
12 PM	0	8	**1**	0	0	0	0	0	0	0	0	0	0	9
13:00	0	18	0	0	0	0	0	0	0	0	0	0	0	18
14:00	**1**	11	0	0	0	**2**	0	0	0	0	0	0	0	14
15:00	0	**22**	0	0	0	0	0	0	0	0	0	0	0	**22**
16:00	0	19	0	0	0	0	0	0	0	0	0	0	0	19
17:00	0	18	1	0	0	0	0	0	0	0	0	0	0	19
18:00	0	6	1	0	0	0	0	0	0	0	0	0	0	7
19:00	0	7	0	0	0	0	0	0	0	0	0	0	0	7
20:00	0	1	0	0	0	0	0	0	0	0	0	0	0	1
21:00	0	7	0	0	0	0	0	0	0	0	0	0	0	7
22:00	0	1	0	0	0	0	0	0	0	0	0	0	0	1
23:00	0	0	0	0	0	0	0	0	0	0	0	0	0	0
Day Total	3	129	4	0	0	2	0	0	0	0	0	0	0	138
Percent	2.2%	93.5%	2.9%	0.0%	0.0%	1.4%	0.0%	0.0%	0.0%	0.0%	0.0%	0.0%	0.0%	
AM Peak	09:00	09:00	09:00											09:00
Vol.	1	6	1											8
PM Peak	14:00	15:00	12:00			14:00								15:00
Vol.	1	22	1			2								22

Pioneer Valley Planning Commission
60 Congress Street
Springfield, MA 01104
(413) 781-6045

Location : West Springfield
Operator : AB, AK
Counter # : 1477
Road Class : U0

Site Code: 9751
Station ID:
Church St
B/W Main St & Union St
Latitude: 0' 0.0000 Undefined

WB

Start Time	Bikes	Cars & Trailers	2 Axle Long	Buses	2 Axle 6 Tire	3 Axle Single	4 Axle Single	<5 Axl Double	5 Axle Double	>6 Axl Double	<6 Axl Multi	6 Axle Multi	>6 Axl Multi	Total
11/06/12	0	1	0	0	0	0	0	0	0	0	0	0	0	1
01:00	0	1	0	0	0	0	0	0	0	0	0	0	0	1
02:00	0	0	0	0	0	0	0	0	0	0	0	0	0	0
03:00	0	3	0	0	0	0	0	0	0	0	0	0	0	3
04:00	0	1	0	0	0	0	0	0	0	0	0	0	0	1
05:00	0	3	0	0	0	0	0	0	0	0	0	0	0	3
06:00	0	5	0	0	0	0	0	0	0	0	0	0	0	5
07:00	0	10	0	0	0	0	0	0	0	0	0	0	0	10
08:00	0	**22**	**1**	0	0	0	0	0	0	0	0	0	0	**23**
09:00	0	13	1	0	0	0	0	0	0	0	0	0	0	14
10:00	0	19	0	0	0	0	0	0	0	0	0	0	0	19
11:00	0	12	0	0	0	0	0	0	0	0	0	0	0	12
12 PM	0	15	1	0	0	0	0	0	0	0	0	0	0	16
13:00	0	18	**2**	0	0	0	0	0	0	0	0	0	0	**20**
14:00	**1**	**19**	0	0	0	0	0	0	0	0	0	0	0	20
15:00	0	15	0	0	**1**	0	0	0	0	0	0	0	0	16
16:00	0	17	0	0	0	0	0	0	0	0	0	0	0	17
17:00	0	13	1	0	0	0	0	0	0	0	0	0	0	14
18:00	0	9	0	0	0	0	0	0	0	0	0	0	0	9
19:00	0	5	0	0	0	0	0	0	0	0	0	0	0	5
20:00	0	7	0	0	0	0	0	0	0	0	0	0	0	7
21:00	0	6	0	0	0	0	0	0	0	0	0	0	0	6
22:00	0	3	0	0	0	0	0	0	0	0	0	0	0	3
23:00	0	0	0	0	0	0	0	0	0	0	0	0	0	0
Day Total	1	217	6	0	1	0	0	0	0	0	0	0	0	225
Percent	0.4%	96.4%	2.7%	0.0%	0.4%	0.0%	0.0%	0.0%	0.0%	0.0%	0.0%	0.0%	0.0%	
AM Peak		08:00	08:00											08:00
Vol.		22	1											23
PM Peak	14:00	14:00	13:00		15:00									13:00
Vol.	1	19	2		1									20

Pioneer Valley Planning Commission
60 Congress Street
Springfield, MA 01104
(413) 781-6045

Location : West Springfield
Operator : AB, AK
Counter # : 1477
Road Class : U0

Site Code: 9751
Station ID:
Church St
B/W Main St & Union St
Latitude: 0' 0.0000 Undefined

WB

Start Time	Bikes	Cars & Trailers	2 Axle Long	Buses	2 Axle 6 Tire	3 Axle Single	4 Axle Single	<5 Axl Double	5 Axle Double	>6 Axl Double	<6 Axl Multi	6 Axle Multi	>6 Axl Multi	Total
11/07/12	0	0	0	0	0	0	0	0	0	0	0	0	0	0
01:00	0	1	0	0	0	0	0	0	0	0	0	0	0	1
02:00	0	0	0	0	0	0	0	0	0	0	0	0	0	0
03:00	0	2	0	0	0	0	0	0	0	0	0	0	0	2
04:00	0	0	0	0	0	0	0	0	0	0	0	0	0	0
05:00	0	2	0	0	0	0	0	0	0	0	0	0	0	2
06:00	0	4	0	0	0	0	0	0	0	0	0	0	0	4
07:00	*	*	*	*	*	*	*	*	*	*	*	*	*	*
08:00	*	*	*	*	*	*	*	*	*	*	*	*	*	*
09:00	*	*	*	*	*	*	*	*	*	*	*	*	*	*
10:00	*	*	*	*	*	*	*	*	*	*	*	*	*	*
11:00	*	*	*	*	*	*	*	*	*	*	*	*	*	*
12 PM	*	*	*	*	*	*	*	*	*	*	*	*	*	*
13:00	*	*	*	*	*	*	*	*	*	*	*	*	*	*
14:00	*	*	*	*	*	*	*	*	*	*	*	*	*	*
15:00	*	*	*	*	*	*	*	*	*	*	*	*	*	*
16:00	*	*	*	*	*	*	*	*	*	*	*	*	*	*
17:00	*	*	*	*	*	*	*	*	*	*	*	*	*	*
18:00	*	*	*	*	*	*	*	*	*	*	*	*	*	*
19:00	*	*	*	*	*	*	*	*	*	*	*	*	*	*
20:00	*	*	*	*	*	*	*	*	*	*	*	*	*	*
21:00	*	*	*	*	*	*	*	*	*	*	*	*	*	*
22:00	*	*	*	*	*	*	*	*	*	*	*	*	*	*
23:00	*	*	*	*	*	*	*	*	*	*	*	*	*	*
Day Total	0	9	0	0	0	0	0	0	0	0	0	0	0	9
Percent	0.0%	100.0%	0.0%	0.0%	0.0%	0.0%	0.0%	0.0%	0.0%	0.0%	0.0%	0.0%	0.0%	
AM Peak		06:00												06:00
Vol.		4												4
PM Peak														
Vol.														
Grand Total	4	355	10	0	1	2	0	0	0	0	0	0	0	372
Percent	1.1%	95.4%	2.7%	0.0%	0.3%	0.5%	0.0%	0.0%	0.0%	0.0%	0.0%	0.0%	0.0%	

Pioneer Valley Planning Commission
60 Congress Street
Springfield, MA 01104
(413) 781-6045

Location : West Springfield
Operator : AB, AK
Counter # : 1601
Road Class : U0

Site Code: 9752
Station ID:
Spring St
B/W Main St & Union St
Latitude: 0' 0.0000 Undefined

WB

Start Time	Bikes	Cars & Trailers	2 Axle Long	Buses	2 Axle 6 Tire	3 Axle Single	4 Axle Single	<5 Axl Double	5 Axle Double	>6 Axl Double	<6 Axl Multi	6 Axle Multi	>6 Axl Multi	Total
11/05/12	*	*	*	*	*	*	*	*	*	*	*	*	*	*
01:00	*	*	*	*	*	*	*	*	*	*	*	*	*	*
02:00	*	*	*	*	*	*	*	*	*	*	*	*	*	*
03:00	*	*	*	*	*	*	*	*	*	*	*	*	*	*
04:00	*	*	*	*	*	*	*	*	*	*	*	*	*	*
05:00	*	*	*	*	*	*	*	*	*	*	*	*	*	*
06:00	*	*	*	*	*	*	*	*	*	*	*	*	*	*
07:00	*	*	*	*	*	*	*	*	*	*	*	*	*	*
08:00	*	*	*	*	*	*	*	*	*	*	*	*	*	*
09:00	0	**22**	**4**	0	0	0	0	**1**	0	0	0	0	0	**27**
10:00	0	16	0	0	0	0	0	0	0	0	0	0	0	16
11:00	**1**	18	2	0	**1**	0	0	0	0	0	0	0	0	22
12 PM	0	**30**	2	0	0	0	0	0	0	0	0	0	0	**32**
13:00	0	15	0	0	0	0	0	0	0	0	0	0	0	15
14:00	0	25	**3**	0	0	0	0	0	0	0	0	0	0	28
15:00	0	13	0	0	0	0	0	0	0	0	0	0	0	13
16:00	0	15	0	0	**1**	0	0	0	0	0	0	0	0	16
17:00	0	12	2	0	0	0	0	0	0	0	0	0	0	14
18:00	0	7	1	0	0	0	0	0	0	0	0	0	0	8
19:00	0	4	0	0	0	0	0	0	0	0	0	0	0	4
20:00	0	7	0	0	0	0	0	0	0	0	0	0	0	7
21:00	0	9	1	0	0	0	0	0	0	0	0	0	0	10
22:00	0	6	0	0	0	0	0	0	0	0	0	0	0	6
23:00	0	0	0	0	0	0	0	0	0	0	0	0	0	0
Day Total	1	199	15	0	2	0	0	1	0	0	0	0	0	218
Percent	0.5%	91.3%	6.9%	0.0%	0.9%	0.0%	0.0%	0.5%	0.0%	0.0%	0.0%	0.0%	0.0%	
AM Peak	11:00	09:00	09:00		11:00			09:00						09:00
Vol.	1	22	4		1			1						27
PM Peak		12:00	14:00		16:00									12:00
Vol.		30	3		1									32

Pioneer Valley Planning Commission
60 Congress Street
Springfield, MA 01104
(413) 781-6045

Location : West Springfield
Operator : AB, AK
Counter # : 1601
Road Class : U0

Site Code: 9752
Station ID:
Spring St
B/W Main St & Union St
Latitude: 0' 0.0000 Undefined

WB

Start Time	Bikes	Cars & Trailers	2 Axle Long	Buses	2 Axle 6 Tire	3 Axle Single	4 Axle Single	<5 Axl Double	5 Axle Double	>6 Axl Double	<6 Axl Multi	6 Axle Multi	>6 Axl Multi	Total
11/06/12	0	2	0	0	0	0	0	0	0	0	0	0	0	2
01:00	0	0	0	0	0	0	0	0	0	0	0	0	0	0
02:00	0	0	0	0	0	0	0	0	0	0	0	0	0	0
03:00	0	0	0	0	0	0	0	0	0	0	0	0	0	0
04:00	0	1	0	0	0	0	0	0	0	0	0	0	0	1
05:00	0	2	0	0	0	1	0	0	0	0	0	0	0	3
06:00	0	4	**1**	0	0	0	0	0	0	0	0	0	0	5
07:00	0	6	1	0	0	0	0	0	0	0	0	0	0	7
08:00	0	10	0	0	0	0	0	0	0	0	0	0	0	10
09:00	0	10	0	0	0	0	0	0	0	0	0	0	0	10
10:00	0	13	0	0	0	**3**	0	0	0	0	0	0	0	16
11:00	0	**21**	1	0	0	0	0	0	0	0	0	0	0	**22**
12 PM	0	**20**	1	0	0	0	0	0	0	0	0	0	0	**21**
13:00	0	17	**3**	0	**1**	0	0	0	0	0	0	0	0	21
14:00	0	17	0	0	0	0	0	0	0	0	0	0	0	17
15:00	0	17	1	0	0	0	0	0	0	0	0	0	0	18
16:00	0	12	0	0	0	0	0	0	0	0	0	0	0	12
17:00	0	11	0	0	1	0	0	0	0	0	0	0	0	12
18:00	0	5	2	0	0	0	0	0	0	0	0	0	0	7
19:00	0	7	0	0	0	0	0	0	0	0	0	0	0	7
20:00	0	2	1	0	0	0	0	0	0	0	0	0	0	3
21:00	0	4	0	0	0	0	0	0	0	0	0	0	0	4
22:00	0	5	0	0	0	0	0	0	0	0	0	0	0	5
23:00	0	2	0	0	0	0	0	0	0	0	0	0	0	2
Day Total	0	188	11	0	2	4	0	0	0	0	0	0	0	205
Percent	0.0%	91.7%	5.4%	0.0%	1.0%	2.0%	0.0%	0.0%	0.0%	0.0%	0.0%	0.0%	0.0%	
AM Peak		11:00	06:00			10:00								11:00
Vol.		21	1			3								22
PM Peak		12:00	13:00		13:00									12:00
Vol.		20	3		1									21

Pioneer Valley Planning Commission
60 Congress Street
Springfield, MA 01104
(413) 781-6045

Location : West Springfield
Operator : AB, AK
Counter # : 1601
Road Class : U0

Site Code: 9752
Station ID:
Spring St
B/W Main St & Union St
Latitude: 0' 0.0000 Undefined

WB

Start Time	Bikes	Cars & Trailers	2 Axle Long	Buses	2 Axle 6 Tire	3 Axle Single	4 Axle Single	<5 Axl Double	5 Axle Double	>6 Axl Double	<6 Axl Multi	6 Axle Multi	>6 Axl Multi	Total
11/07/12	0	3	0	0	0	0	0	0	0	0	0	0	0	3
01:00	0	2	0	0	0	0	0	0	0	0	0	0	0	2
02:00	0	0	0	0	0	0	0	0	0	0	0	0	0	0
03:00	0	0	0	0	0	0	0	0	0	0	0	0	0	0
04:00	0	1	0	0	0	0	0	0	0	0	0	0	0	1
05:00	0	2	0	0	0	0	0	0	0	0	0	0	0	2
06:00	0	3	1	0	0	0	0	0	0	0	0	0	0	4
07:00	*	*	*	*	*	*	*	*	*	*	*	*	*	*
08:00	*	*	*	*	*	*	*	*	*	*	*	*	*	*
09:00	*	*	*	*	*	*	*	*	*	*	*	*	*	*
10:00	*	*	*	*	*	*	*	*	*	*	*	*	*	*
11:00	*	*	*	*	*	*	*	*	*	*	*	*	*	*
12 PM	*	*	*	*	*	*	*	*	*	*	*	*	*	*
13:00	*	*	*	*	*	*	*	*	*	*	*	*	*	*
14:00	*	*	*	*	*	*	*	*	*	*	*	*	*	*
15:00	*	*	*	*	*	*	*	*	*	*	*	*	*	*
16:00	*	*	*	*	*	*	*	*	*	*	*	*	*	*
17:00	*	*	*	*	*	*	*	*	*	*	*	*	*	*
18:00	*	*	*	*	*	*	*	*	*	*	*	*	*	*
19:00	*	*	*	*	*	*	*	*	*	*	*	*	*	*
20:00	*	*	*	*	*	*	*	*	*	*	*	*	*	*
21:00	*	*	*	*	*	*	*	*	*	*	*	*	*	*
22:00	*	*	*	*	*	*	*	*	*	*	*	*	*	*
23:00	*	*	*	*	*	*	*	*	*	*	*	*	*	*
Day Total	0	11	1	0	0	0	0	0	0	0	0	0	0	12
Percent	0.0%	91.7%	8.3%	0.0%	0.0%	0.0%	0.0%	0.0%	0.0%	0.0%	0.0%	0.0%	0.0%	
AM Peak		00:00	06:00											06:00
Vol.		3	1											4
PM Peak														
Vol.														
Grand Total	1	398	27	0	4	4	0	1	0	0	0	0	0	435
Percent	0.2%	91.5%	6.2%	0.0%	0.9%	0.9%	0.0%	0.2%	0.0%	0.0%	0.0%	0.0%	0.0%	

Pioneer Valley Planning Commission
60 Congress Street
Springfield, MA 01104
(413) 781-6045

Location : West Springfield
Operator : AB, AK
Counter # : 1843
Road Class : U0

Site Code: 9753
Station ID:
Sprague St
B/W Main St & Union St
Latitude: 0' 0.0000 Undefined

WB

Start Time	Bikes	Cars & Trailers	2 Axle Long	Buses	2 Axle 6 Tire	3 Axle Single	4 Axle Single	<5 Axl Double	5 Axle Double	>6 Axl Double	<6 Axl Multi	6 Axle Multi	>6 Axl Multi	Total
11/05/12	*	*	*	*	*	*	*	*	*	*	*	*	*	*
01:00	*	*	*	*	*	*	*	*	*	*	*	*	*	*
02:00	*	*	*	*	*	*	*	*	*	*	*	*	*	*
03:00	*	*	*	*	*	*	*	*	*	*	*	*	*	*
04:00	*	*	*	*	*	*	*	*	*	*	*	*	*	*
05:00	*	*	*	*	*	*	*	*	*	*	*	*	*	*
06:00	*	*	*	*	*	*	*	*	*	*	*	*	*	*
07:00	*	*	*	*	*	*	*	*	*	*	*	*	*	*
08:00	*	*	*	*	*	*	*	*	*	*	*	*	*	*
09:00	0	14	2	0	0	0	0	0	0	0	0	0	0	16
10:00	0	18	4	0	0	0	0	0	0	0	0	0	0	22
11:00	0	**25**	**5**	0	**1**	0	0	0	0	0	0	0	0	**31**
12 PM	0	41	1	0	0	0	0	0	0	0	0	0	0	42
13:00	0	35	4	0	1	0	0	0	0	0	0	0	0	40
14:00	0	32	3	0	**2**	0	0	0	0	0	0	0	0	37
15:00	0	32	3	0	0	0	0	0	0	0	0	0	0	35
16:00	0	**53**	3	0	0	0	0	**1**	0	0	0	0	0	**57**
17:00	0	48	**5**	0	1	0	0	0	0	0	0	0	0	54
18:00	0	32	3	0	1	0	0	0	0	0	0	0	0	36
19:00	0	19	0	0	0	0	0	0	0	0	0	0	0	19
20:00	0	16	1	0	0	0	0	0	0	0	0	0	0	17
21:00	0	19	1	0	0	0	0	0	0	0	0	0	0	20
22:00	0	13	1	0	0	0	0	0	0	0	0	0	0	14
23:00	0	4	0	0	0	0	0	0	0	0	0	0	0	4
Day Total	0	401	36	0	6	0	0	1	0	0	0	0	0	444
Percent	0.0%	90.3%	8.1%	0.0%	1.4%	0.0%	0.0%	0.2%	0.0%	0.0%	0.0%	0.0%	0.0%	
AM Peak		11:00	11:00		11:00									11:00
Vol.		25	5		1									31
PM Peak		16:00	17:00		14:00			16:00						16:00
Vol.		53	5		2			1						57

Pioneer Valley Planning Commission
60 Congress Street
Springfield, MA 01104
(413) 781-6045

Location : West Springfield
Operator : AB, AK
Counter # : 1843
Road Class : U0

Site Code: 9753
Station ID:
Sprague St
B/W Main St & Union St
Latitude: 0' 0.0000 Undefined

WB

Start Time	Bikes	Cars & Trailers	2 Axle Long	Buses	2 Axle 6 Tire	3 Axle Single	4 Axle Single	<5 Axl Double	5 Axle Double	>6 Axl Double	<6 Axl Multi	6 Axle Multi	>6 Axl Multi	Total
11/06/12	0	1	0	0	0	0	0	0	0	0	0	0	0	1
01:00	0	1	0	0	0	0	0	0	0	0	0	0	0	1
02:00	0	1	0	0	0	0	0	0	0	0	0	0	0	1
03:00	0	0	0	0	0	0	0	0	0	0	0	0	0	0
04:00	0	1	0	0	0	0	0	0	0	0	0	0	0	1
05:00	0	3	2	0	0	0	0	0	0	0	0	0	0	5
06:00	0	3	2	0	0	0	0	0	0	0	0	0	0	5
07:00	0	5	1	0	0	0	0	0	0	0	0	0	0	6
08:00	0	17	1	0	0	0	0	0	0	0	0	0	0	18
09:00	0	23	3	0	0	0	0	0	0	0	0	0	0	26
10:00	0	22	1	0	0	0	0	0	0	0	0	0	0	23
11:00	0	**30**	**4**	0	**1**	0	0	0	0	0	0	0	0	**35**
12 PM	0	31	2	0	**1**	0	0	0	0	0	0	0	0	34
13:00	0	34	6	0	1	0	0	0	0	0	0	0	0	41
14:00	**1**	37	2	0	1	0	0	0	0	0	0	0	0	41
15:00	0	38	5	0	0	0	0	0	0	0	0	0	0	**43**
16:00	0	**50**	**9**	0	0	0	0	0	0	0	0	0	0	**59**
17:00	0	48	4	0	0	0	0	0	0	0	0	0	0	52
18:00	0	31	2	0	0	0	0	0	0	0	0	0	0	33
19:00	0	24	2	0	0	0	0	0	0	0	0	0	0	26
20:00	0	13	1	0	0	0	0	0	0	0	0	0	0	14
21:00	0	17	1	0	0	0	0	0	0	0	0	0	0	18
22:00	0	5	0	0	0	0	0	0	0	0	0	0	0	5
23:00	0	5	1	0	0	0	0	0	0	0	0	0	0	6
Day Total	1	440	49	0	4	0	0	0	0	0	0	0	0	494
Percent	0.2%	89.1%	9.9%	0.0%	0.8%	0.0%	0.0%	0.0%	0.0%	0.0%	0.0%	0.0%	0.0%	
AM Peak		11:00	11:00		11:00									11:00
Vol.		30	4		1									35
PM Peak	14:00	16:00	16:00		12:00									16:00
Vol.	1	50	9		1									59

Pioneer Valley Planning Commission
60 Congress Street
Springfield, MA 01104
(413) 781-6045

Location : West Springfield
Operator : AB, AK
Counter # : 1843
Road Class : U0

Site Code: 9753
Station ID:
Sprague St
B/W Main St & Union St
Latitude: 0' 0.0000 Undefined

WB

Start Time	Bikes	Cars & Trailers	2 Axle Long	Buses	2 Axle 6 Tire	3 Axle Single	4 Axle Single	<5 Axl Double	5 Axle Double	>6 Axl Double	<6 Axl Multi	6 Axle Multi	>6 Axl Multi	Total
11/07/12	0	1	0	0	0	0	0	0	0	0	0	0	0	1
01:00	0	1	0	0	0	0	0	0	0	0	0	0	0	1
02:00	0	1	0	0	0	0	0	0	0	0	0	0	0	1
03:00	0	0	0	0	0	0	0	0	0	0	0	0	0	0
04:00	0	2	0	0	0	0	0	0	0	0	0	0	0	2
05:00	0	3	0	0	0	0	0	0	0	0	0	0	0	3
06:00	0	**4**	**2**	0	0	0	0	0	0	0	0	0	0	**6**
07:00	*	*	*	*	*	*	*	*	*	*	*	*	*	*
08:00	*	*	*	*	*	*	*	*	*	*	*	*	*	*
09:00	*	*	*	*	*	*	*	*	*	*	*	*	*	*
10:00	*	*	*	*	*	*	*	*	*	*	*	*	*	*
11:00	*	*	*	*	*	*	*	*	*	*	*	*	*	*
12 PM	*	*	*	*	*	*	*	*	*	*	*	*	*	*
13:00	*	*	*	*	*	*	*	*	*	*	*	*	*	*
14:00	*	*	*	*	*	*	*	*	*	*	*	*	*	*
15:00	*	*	*	*	*	*	*	*	*	*	*	*	*	*
16:00	*	*	*	*	*	*	*	*	*	*	*	*	*	*
17:00	*	*	*	*	*	*	*	*	*	*	*	*	*	*
18:00	*	*	*	*	*	*	*	*	*	*	*	*	*	*
19:00	*	*	*	*	*	*	*	*	*	*	*	*	*	*
20:00	*	*	*	*	*	*	*	*	*	*	*	*	*	*
21:00	*	*	*	*	*	*	*	*	*	*	*	*	*	*
22:00	*	*	*	*	*	*	*	*	*	*	*	*	*	*
23:00	*	*	*	*	*	*	*	*	*	*	*	*	*	*
Day Total	0	12	2	0	0	0	0	0	0	0	0	0	0	14
Percent	0.0%	85.7%	14.3%	0.0%	0.0%	0.0%	0.0%	0.0%	0.0%	0.0%	0.0%	0.0%	0.0%	
AM Peak		06:00	06:00											06:00
Vol.		4	2											6
PM Peak Vol.														
Grand Total	1	853	87	0	10	0	0	1	0	0	0	0	0	952
Percent	0.1%	89.6%	9.1%	0.0%	1.1%	0.0%	0.0%	0.1%	0.0%	0.0%	0.0%	0.0%	0.0%	

Pioneer Valley Planning Commission
60 Congress Street
Springfield, MA 01104
(413) 781-6045

Location : West Springfield
Operator : AB, AK
Counter # : 1843
Road Class : U0

Site Code: 9753
Station ID:
Sprague St
B/W Main St & Union St
Latitude: 0' 0.0000 Undefined

EB

Start Time	Bikes	Cars & Trailers	2 Axle Long	Buses	2 Axle 6 Tire	3 Axle Single	4 Axle Single	<5 Axl Double	5 Axle Double	>6 Axl Double	<6 Axl Multi	6 Axle Multi	>6 Axl Multi	Total
11/05/12	*	*	*	*	*	*	*	*	*	*	*	*	*	*
01:00	*	*	*	*	*	*	*	*	*	*	*	*	*	*
02:00	*	*	*	*	*	*	*	*	*	*	*	*	*	*
03:00	*	*	*	*	*	*	*	*	*	*	*	*	*	*
04:00	*	*	*	*	*	*	*	*	*	*	*	*	*	*
05:00	*	*	*	*	*	*	*	*	*	*	*	*	*	*
06:00	*	*	*	*	*	*	*	*	*	*	*	*	*	*
07:00	*	*	*	*	*	*	*	*	*	*	*	*	*	*
08:00	*	*	*	*	*	*	*	*	*	*	*	*	*	*
09:00	0	**21**	**5**	**1**	0	0	0	0	0	0	0	0	0	**27**
10:00	0	16	1	0	0	0	0	0	0	0	0	0	0	17
11:00	0	16	2	0	**1**	0	0	0	0	0	0	0	0	19
12 PM	0	15	**4**	0	0	0	0	0	0	0	0	0	0	19
13:00	0	22	3	0	0	0	0	0	0	0	0	0	0	25
14:00	0	36	4	0	0	0	0	0	0	0	0	0	0	40
15:00	0	34	2	**1**	0	0	0	0	0	0	0	0	0	37
16:00	0	**40**	4	0	0	0	0	0	0	0	0	0	0	**44**
17:00	**1**	25	3	0	0	0	0	0	0	0	0	0	0	29
18:00	0	29	2	0	0	0	0	0	0	0	0	0	0	31
19:00	0	16	0	0	0	0	0	0	0	0	0	0	0	16
20:00	0	13	3	0	0	0	0	0	0	0	0	0	0	16
21:00	0	12	0	0	0	0	0	0	0	0	0	0	0	12
22:00	0	8	0	0	0	0	0	0	0	0	0	0	0	8
23:00	0	6	0	0	0	0	0	0	0	0	0	0	0	6
Day Total	1	309	33	2	1	0	0	0	0	0	0	0	0	346
Percent	0.3%	89.3%	9.5%	0.6%	0.3%	0.0%	0.0%	0.0%	0.0%	0.0%	0.0%	0.0%	0.0%	
AM Peak		09:00	09:00	09:00	11:00									09:00
Vol.		21	5	1	1									27
PM Peak	17:00	16:00	12:00	15:00										16:00
Vol.	1	40	4	1										44

Pioneer Valley Planning Commission
60 Congress Street
Springfield, MA 01104
(413) 781-6045

Location : West Springfield
Operator : AB, AK
Counter # : 1843
Road Class : U0

Site Code: 9753
Station ID:
Sprague St
B/W Main St & Union St
Latitude: 0' 0.0000 Undefined

EB

Start Time	Bikes	Cars & Trailers	2 Axle Long	Buses	2 Axle 6 Tire	3 Axle Single	4 Axle Single	<5 Axl Double	5 Axle Double	>6 Axl Double	<6 Axl Multi	6 Axle Multi	>6 Axl Multi	Total
11/06/12	0	2	0	0	**1**	0	0	0	0	0	0	0	0	3
01:00	0	1	0	0	0	0	0	0	0	0	0	0	0	1
02:00	0	0	0	0	0	0	0	0	0	0	0	0	0	0
03:00	0	1	0	0	0	0	0	0	0	0	0	0	0	1
04:00	0	1	0	0	0	0	0	0	0	0	0	0	0	1
05:00	0	1	0	0	0	0	0	0	0	0	0	0	0	1
06:00	0	5	0	0	0	0	0	0	0	0	0	0	0	5
07:00	0	3	2	0	0	0	0	0	0	0	0	0	0	5
08:00	0	14	3	0	0	0	0	0	0	0	0	0	0	17
09:00	0	24	2	**1**	0	0	0	0	0	0	0	0	0	27
10:00	0	20	**4**	0	0	**1**	0	0	0	0	0	0	0	25
11:00	0	**38**	1	0	0	0	0	0	0	0	0	0	0	**39**
12 PM	0	25	1	0	**1**	0	0	0	0	0	0	0	0	27
13:00	0	34	4	0	0	0	0	0	0	0	0	0	0	38
14:00	**1**	30	5	0	0	0	0	0	0	0	0	0	0	36
15:00	0	21	2	0	0	**1**	0	0	0	0	0	0	0	24
16:00	1	**39**	5	0	0	1	0	0	0	0	0	0	0	**46**
17:00	0	32	**7**	0	1	0	0	0	0	0	0	0	0	40
18:00	0	20	3	0	0	0	0	0	0	0	0	0	0	23
19:00	0	17	4	0	0	0	0	0	0	0	0	0	0	21
20:00	0	17	1	0	0	0	0	0	0	0	0	0	0	18
21:00	0	7	2	0	0	0	0	0	0	0	0	0	0	9
22:00	0	4	0	0	1	0	0	0	0	0	0	0	0	5
23:00	0	3	0	0	0	0	0	0	0	0	0	0	0	3
Day Total	2	359	46	1	4	3	0	0	0	0	0	0	0	415
Percent	0.5%	86.5%	11.1%	0.2%	1.0%	0.7%	0.0%	0.0%	0.0%	0.0%	0.0%	0.0%	0.0%	
AM Peak		11:00	10:00	09:00	00:00	10:00								11:00
Vol.		38	4	1	1	1								39
PM Peak	14:00	16:00	17:00		12:00	15:00								16:00
Vol.	1	39	7		1	1								46

Pioneer Valley Planning Commission
60 Congress Street
Springfield, MA 01104
(413) 781-6045

Location : West Springfield
Operator : AB, AK
Counter # : 1843
Road Class : U0

Site Code: 9753
Station ID:
Sprague St
B/W Main St & Union St
Latitude: 0' 0.0000 Undefined

EB

Start Time	Bikes	Cars & Trailers	2 Axle Long	Buses	2 Axle 6 Tire	3 Axle Single	4 Axle Single	<5 Axl Double	5 Axle Double	>6 Axl Double	<6 Axl Multi	6 Axle Multi	>6 Axl Multi	Total
11/07/12	0	0	0	0	0	0	0	0	0	0	0	0	0	0
01:00	0	2	0	0	0	0	0	0	0	0	0	0	0	2
02:00	0	0	0	0	0	0	0	0	0	0	0	0	0	0
03:00	0	0	0	0	0	0	0	0	0	0	0	0	0	0
04:00	0	2	0	0	0	0	0	0	0	0	0	0	0	2
05:00	0	1	0	0	0	0	0	0	0	0	0	0	0	1
06:00	0	**7**	0	0	0	0	0	0	0	0	0	0	0	**7**
07:00	*	*	*	*	*	*	*	*	*	*	*	*	*	*
08:00	*	*	*	*	*	*	*	*	*	*	*	*	*	*
09:00	*	*	*	*	*	*	*	*	*	*	*	*	*	*
10:00	*	*	*	*	*	*	*	*	*	*	*	*	*	*
11:00	*	*	*	*	*	*	*	*	*	*	*	*	*	*
12 PM	*	*	*	*	*	*	*	*	*	*	*	*	*	*
13:00	*	*	*	*	*	*	*	*	*	*	*	*	*	*
14:00	*	*	*	*	*	*	*	*	*	*	*	*	*	*
15:00	*	*	*	*	*	*	*	*	*	*	*	*	*	*
16:00	*	*	*	*	*	*	*	*	*	*	*	*	*	*
17:00	*	*	*	*	*	*	*	*	*	*	*	*	*	*
18:00	*	*	*	*	*	*	*	*	*	*	*	*	*	*
19:00	*	*	*	*	*	*	*	*	*	*	*	*	*	*
20:00	*	*	*	*	*	*	*	*	*	*	*	*	*	*
21:00	*	*	*	*	*	*	*	*	*	*	*	*	*	*
22:00	*	*	*	*	*	*	*	*	*	*	*	*	*	*
23:00	*	*	*	*	*	*	*	*	*	*	*	*	*	*
Day Total	0	12	0	0	0	0	0	0	0	0	0	0	0	12
Percent	0.0%	100.0%	0.0%	0.0%	0.0%	0.0%	0.0%	0.0%	0.0%	0.0%	0.0%	0.0%	0.0%	
AM Peak		06:00												06:00
Vol.		7												7
PM Peak Vol.														
Grand Total	3	680	79	3	5	3	0	0	0	0	0	0	0	773
Percent	0.4%	88.0%	10.2%	0.4%	0.6%	0.4%	0.0%	0.0%	0.0%	0.0%	0.0%	0.0%	0.0%	

Pioneer Valley Planning Commission
60 Congress Street
Springfield, MA 01104
(413) 781-6045

Location : West Springfield
Operator : AB, AK
Counter # : 1451
Road Class : U0

Site Code: 9754
Station ID:
Merrick St
B/W Main St & Union St
Latitude: 0' 0.0000 Undefined

EB

Start Time	Bikes	Cars & Trailers	2 Axle Long	Buses	2 Axle 6 Tire	3 Axle Single	4 Axle Single	<5 Axl Double	5 Axle Double	>6 Axl Double	<6 Axl Multi	6 Axle Multi	>6 Axl Multi	Total
11/05/12	*	*	*	*	*	*	*	*	*	*	*	*	*	*
01:00	*	*	*	*	*	*	*	*	*	*	*	*	*	*
02:00	*	*	*	*	*	*	*	*	*	*	*	*	*	*
03:00	*	*	*	*	*	*	*	*	*	*	*	*	*	*
04:00	*	*	*	*	*	*	*	*	*	*	*	*	*	*
05:00	*	*	*	*	*	*	*	*	*	*	*	*	*	*
06:00	*	*	*	*	*	*	*	*	*	*	*	*	*	*
07:00	*	*	*	*	*	*	*	*	*	*	*	*	*	*
08:00	*	*	*	*	*	*	*	*	*	*	*	*	*	*
09:00	**1**	11	**5**	0	0	0	0	0	0	0	0	0	0	17
10:00	0	**12**	4	0	**1**	0	0	**1**	0	0	0	0	0	**18**
11:00	0	12	1	0	1	0	0	0	0	0	0	0	0	14
12 PM	0	18	**4**	0	0	0	0	0	0	0	0	0	0	22
13:00	0	12	4	0	**1**	0	0	0	0	0	0	0	0	17
14:00	**1**	14	2	0	0	0	0	**1**	0	0	0	0	0	18
15:00	1	**21**	2	0	1	0	0	0	0	0	0	0	0	**25**
16:00	0	20	3	0	0	0	0	0	0	0	0	0	0	23
17:00	0	15	2	0	0	0	0	0	0	0	0	0	0	17
18:00	0	17	1	0	0	**1**	0	0	0	0	0	0	0	19
19:00	0	9	3	0	0	0	0	0	0	0	0	0	0	12
20:00	0	12	2	0	1	0	0	0	0	0	0	0	0	15
21:00	0	7	0	0	0	0	0	0	0	0	0	0	0	7
22:00	0	4	0	0	0	0	0	0	0	0	0	0	0	4
23:00	0	0	0	0	0	0	0	0	0	0	0	0	0	0
Day Total	3	184	33	0	5	1	0	2	0	0	0	0	0	228
Percent	1.3%	80.7%	14.5%	0.0%	2.2%	0.4%	0.0%	0.9%	0.0%	0.0%	0.0%	0.0%	0.0%	
AM Peak	09:00	10:00	09:00		10:00			10:00						10:00
Vol.	1	12	5		1			1						18
PM Peak	14:00	15:00	12:00		13:00	18:00		14:00						15:00
Vol.	1	21	4		1	1		1						25

Pioneer Valley Planning Commission
60 Congress Street
Springfield, MA 01104
(413) 781-6045

Location : West Springfield
Operator : AB, AK
Counter # : 1451
Road Class : U0

Site Code: 9754
Station ID:
Merrick St
B/W Main St & Union St
Latitude: 0' 0.0000 Undefined

EB

Start Time	Bikes	Cars & Trailers	2 Axle Long	Buses	2 Axle 6 Tire	3 Axle Single	4 Axle Single	<5 Axl Double	5 Axle Double	>6 Axl Double	<6 Axl Multi	6 Axle Multi	>6 Axl Multi	Total
11/06/12	0	1	0	0	0	0	0	0	0	0	0	0	0	1
01:00	0	0	0	0	0	0	0	0	0	0	0	0	0	0
02:00	0	0	0	0	0	0	0	0	0	0	0	0	0	0
03:00	0	1	0	0	0	0	0	0	0	0	0	0	0	1
04:00	0	0	0	0	0	0	0	0	0	0	0	0	0	0
05:00	0	1	0	0	0	0	0	0	0	0	0	0	0	1
06:00	0	1	1	0	0	0	0	0	0	0	0	0	0	2
07:00	0	9	1	0	**1**	0	0	0	0	0	0	0	0	11
08:00	0	6	1	0	0	0	0	0	0	0	0	0	0	7
09:00	0	**20**	2	**1**	1	**1**	0	0	0	0	0	0	0	**25**
10:00	0	18	1	0	1	0	0	**2**	0	0	0	0	0	22
11:00	0	12	**4**	0	1	0	0	0	0	0	0	0	0	17
12 PM	0	15	1	0	**1**	0	0	**1**	0	0	0	0	0	18
13:00	0	17	2	0	0	0	0	0	0	0	0	0	0	19
14:00	0	11	2	0	0	0	0	0	0	0	0	0	0	13
15:00	1	20	1	0	1	0	0	1	0	0	0	0	0	24
16:00	**2**	**24**	4	0	0	0	0	0	0	0	0	0	0	**30**
17:00	0	21	1	0	1	0	0	0	0	0	0	0	0	23
18:00	0	8	**5**	0	0	0	0	1	0	0	0	0	0	14
19:00	1	14	**4**	0	0	0	0	0	0	0	0	0	0	19
20:00	0	9	1	0	1	0	0	0	0	0	0	0	0	11
21:00	0	8	1	0	0	0	0	0	0	0	0	0	0	9
22:00	0	5	0	0	0	0	0	0	0	0	0	0	0	5
23:00	0	0	0	0	0	0	0	0	0	0	0	0	0	0
Day Total	4	221	32	1	8	1	0	5	0	0	0	0	0	272
Percent	1.5%	81.3%	11.8%	0.4%	2.9%	0.4%	0.0%	1.8%	0.0%	0.0%	0.0%	0.0%	0.0%	
AM Peak		09:00	11:00	09:00	07:00	09:00		10:00						09:00
Vol.		20	4	1	1	1		2						25
PM Peak	16:00	16:00	18:00		12:00			12:00						16:00
Vol.	2	24	5		1			1						30

Pioneer Valley Planning Commission
60 Congress Street
Springfield, MA 01104
(413) 781-6045

Location : West Springfield
Operator : AB, AK
Counter # : 1451
Road Class : U0

Site Code: 9754
Station ID:
Merrick St
B/W Main St & Union St
Latitude: 0' 0.0000 Undefined

EB

Start Time	Bikes	Cars & Trailers	2 Axle Long	Buses	2 Axle 6 Tire	3 Axle Single	4 Axle Single	<5 Axl Double	5 Axle Double	>6 Axl Double	<6 Axl Multi	6 Axle Multi	>6 Axl Multi	Total
11/07/12	0	0	0	0	0	0	0	0	0	0	0	0	0	0
01:00	0	2	0	0	0	0	0	0	0	0	0	0	0	2
02:00	0	1	0	0	0	0	0	0	0	0	0	0	0	1
03:00	0	1	0	0	0	0	0	0	0	0	0	0	0	1
04:00	0	0	0	0	0	0	0	0	0	0	0	0	0	0
05:00	0	**3**	0	0	0	0	0	0	0	0	0	0	0	**3**
06:00	0	3	0	0	0	0	0	0	0	0	0	0	0	3
07:00	*	*	*	*	*	*	*	*	*	*	*	*	*	*
08:00	*	*	*	*	*	*	*	*	*	*	*	*	*	*
09:00	*	*	*	*	*	*	*	*	*	*	*	*	*	*
10:00	*	*	*	*	*	*	*	*	*	*	*	*	*	*
11:00	*	*	*	*	*	*	*	*	*	*	*	*	*	*
12 PM	*	*	*	*	*	*	*	*	*	*	*	*	*	*
13:00	*	*	*	*	*	*	*	*	*	*	*	*	*	*
14:00	*	*	*	*	*	*	*	*	*	*	*	*	*	*
15:00	*	*	*	*	*	*	*	*	*	*	*	*	*	*
16:00	*	*	*	*	*	*	*	*	*	*	*	*	*	*
17:00	*	*	*	*	*	*	*	*	*	*	*	*	*	*
18:00	*	*	*	*	*	*	*	*	*	*	*	*	*	*
19:00	*	*	*	*	*	*	*	*	*	*	*	*	*	*
20:00	*	*	*	*	*	*	*	*	*	*	*	*	*	*
21:00	*	*	*	*	*	*	*	*	*	*	*	*	*	*
22:00	*	*	*	*	*	*	*	*	*	*	*	*	*	*
23:00	*	*	*	*	*	*	*	*	*	*	*	*	*	*
Day Total	0	10	0	0	0	0	0	0	0	0	0	0	0	10
Percent	0.0%	100.0%	0.0%	0.0%	0.0%	0.0%	0.0%	0.0%	0.0%	0.0%	0.0%	0.0%	0.0%	
AM Peak		05:00												05:00
Vol.		3												3
PM Peak Vol.														
Grand Total	7	415	65	1	13	2	0	7	0	0	0	0	0	510
Percent	1.4%	81.4%	12.7%	0.2%	2.5%	0.4%	0.0%	1.4%	0.0%	0.0%	0.0%	0.0%	0.0%	

Pioneer Valley Planning Commission
60 Congress Street
Springfield, MA 01104
(413) 781-6045

Location : West Springfield
Operator : AB, AK
Counter # : 1451
Road Class : U0

Site Code: 9754
Station ID:
Merrick St
B/W Main St & Union St
Latitude: 0' 0.0000 Undefined

WB

Start Time	Bikes	Cars & Trailers	2 Axle Long	Buses	2 Axle 6 Tire	3 Axle Single	4 Axle Single	<5 Axl Double	5 Axle Double	>6 Axl Double	<6 Axl Multi	6 Axle Multi	>6 Axl Multi	Total
11/05/12	*	*	*	*	*	*	*	*	*	*	*	*	*	*
01:00	*	*	*	*	*	*	*	*	*	*	*	*	*	*
02:00	*	*	*	*	*	*	*	*	*	*	*	*	*	*
03:00	*	*	*	*	*	*	*	*	*	*	*	*	*	*
04:00	*	*	*	*	*	*	*	*	*	*	*	*	*	*
05:00	*	*	*	*	*	*	*	*	*	*	*	*	*	*
06:00	*	*	*	*	*	*	*	*	*	*	*	*	*	*
07:00	*	*	*	*	*	*	*	*	*	*	*	*	*	*
08:00	*	*	*	*	*	*	*	*	*	*	*	*	*	*
09:00	0	6	**3**	0	0	0	0	0	0	0	0	0	0	9
10:00	**1**	11	1	0	**1**	0	0	0	0	0	0	0	0	14
11:00	0	**13**	2	0	1	0	0	0	0	0	0	0	0	**16**
12 PM	0	**20**	3	0	0	0	0	0	0	0	0	0	0	23
13:00	**3**	12	**9**	**1**	0	0	0	0	0	0	0	0	0	25
14:00	0	19	1	0	**2**	**1**	0	0	0	0	0	0	0	23
15:00	0	14	3	1	0	0	0	0	0	0	0	0	0	18
16:00	0	20	8	0	2	0	0	**1**	0	0	0	0	0	**31**
17:00	0	15	5	0	1	0	0	1	0	0	0	0	0	22
18:00	0	16	3	0	0	0	0	0	0	0	0	0	0	19
19:00	0	8	2	0	0	0	0	0	0	0	0	0	0	10
20:00	0	4	1	0	0	0	0	0	0	0	0	0	0	5
21:00	0	2	0	0	0	0	0	0	0	0	0	0	0	2
22:00	0	4	1	0	0	0	0	0	0	0	0	0	0	5
23:00	0	2	0	0	0	0	0	0	0	0	0	0	0	2
Day Total	4	166	42	2	7	1	0	2	0	0	0	0	0	224
Percent	1.8%	74.1%	18.8%	0.9%	3.1%	0.4%	0.0%	0.9%	0.0%	0.0%	0.0%	0.0%	0.0%	
AM Peak	10:00	11:00	09:00		10:00									11:00
Vol.	1	13	3		1									16
PM Peak	13:00	12:00	13:00	13:00	14:00	14:00		16:00						16:00
Vol.	3	20	9	1	2	1		1						31

Pioneer Valley Planning Commission
60 Congress Street
Springfield, MA 01104
(413) 781-6045

Location : West Springfield
Operator : AB, AK
Counter # : 1451
Road Class : U0

Site Code: 9754
Station ID:
Merrick St
B/W Main St & Union St
Latitude: 0' 0.0000 Undefined

WB

Start Time	Bikes	Cars & Trailers	2 Axle Long	Buses	2 Axle 6 Tire	3 Axle Single	4 Axle Single	<5 Axl Double	5 Axle Double	>6 Axl Double	<6 Axl Multi	6 Axle Multi	>6 Axl Multi	Total
11/06/12	0	3	0	0	0	0	0	0	0	0	0	0	0	3
01:00	0	0	0	0	0	0	0	0	0	0	0	0	0	0
02:00	0	0	0	0	0	0	0	0	0	0	0	0	0	0
03:00	0	0	0	0	0	0	0	0	0	0	0	0	0	0
04:00	0	0	0	0	0	0	0	0	0	0	0	0	0	0
05:00	0	1	0	0	0	0	0	0	0	0	0	0	0	1
06:00	0	5	2	0	0	0	0	0	0	0	0	0	0	7
07:00	0	8	1	0	0	0	0	0	0	0	0	0	0	9
08:00	0	7	1	0	**1**	0	0	0	0	0	0	0	0	9
09:00	0	9	3	0	1	0	0	0	0	0	0	0	0	13
10:00	0	**11**	5	0	0	0	0	0	0	0	0	0	0	**16**
11:00	0	9	**6**	0	1	0	0	0	0	0	0	0	0	16
12 PM	**2**	18	5	0	0	0	0	0	0	0	0	0	0	25
13:00	1	11	4	0	0	0	0	0	0	0	0	0	0	16
14:00	1	17	4	0	**1**	0	0	0	0	0	0	0	0	23
15:00	0	17	2	0	0	**2**	0	0	0	0	0	0	0	21
16:00	0	**23**	**6**	0	1	0	0	0	0	0	0	0	0	**30**
17:00	0	18	4	0	1	0	0	0	0	0	0	0	0	23
18:00	0	17	3	0	0	0	0	0	0	0	0	0	0	20
19:00	0	11	0	0	0	0	0	0	0	0	0	0	0	11
20:00	0	9	1	0	0	0	0	0	0	0	0	0	0	10
21:00	0	2	0	0	0	0	0	0	0	0	0	0	0	2
22:00	0	5	1	0	0	0	0	0	0	0	0	0	0	6
23:00	0	2	0	0	0	0	0	0	0	0	0	0	0	2
Day Total	4	203	48	0	6	2	0	0	0	0	0	0	0	263
Percent	1.5%	77.2%	18.3%	0.0%	2.3%	0.8%	0.0%	0.0%	0.0%	0.0%	0.0%	0.0%	0.0%	
AM Peak		10:00	11:00		08:00									10:00
Vol.		11	6		1									16
PM Peak	12:00	16:00	16:00		14:00	15:00								16:00
Vol.	2	23	6		1	2								30

Pioneer Valley Planning Commission
60 Congress Street
Springfield, MA 01104
(413) 781-6045

Location : West Springfield
Operator : AB, AK
Counter # : 1451
Road Class : U0

Site Code: 9754
Station ID:
Merrick St
B/W Main St & Union St
Latitude: 0' 0.0000 Undefined

WB

Start Time	Bikes	Cars & Trailers	2 Axle Long	Buses	2 Axle 6 Tire	3 Axle Single	4 Axle Single	<5 Axl Double	5 Axle Double	>6 Axl Double	<6 Axl Multi	6 Axle Multi	>6 Axl Multi	Total
11/07/12	0	2	0	0	0	0	0	0	0	0	0	0	0	2
01:00	0	1	0	0	0	0	0	0	0	0	0	0	0	1
02:00	0	1	0	0	0	0	0	0	0	0	0	0	0	1
03:00	0	0	0	0	0	0	0	0	0	0	0	0	0	0
04:00	0	1	0	0	0	0	0	0	0	0	0	0	0	1
05:00	0	1	0	0	0	0	0	0	0	0	0	0	0	1
06:00	0	**8**	**2**	0	0	0	0	0	0	0	0	0	0	**10**
07:00	*	*	*	*	*	*	*	*	*	*	*	*	*	*
08:00	*	*	*	*	*	*	*	*	*	*	*	*	*	*
09:00	*	*	*	*	*	*	*	*	*	*	*	*	*	*
10:00	*	*	*	*	*	*	*	*	*	*	*	*	*	*
11:00	*	*	*	*	*	*	*	*	*	*	*	*	*	*
12 PM	*	*	*	*	*	*	*	*	*	*	*	*	*	*
13:00	*	*	*	*	*	*	*	*	*	*	*	*	*	*
14:00	*	*	*	*	*	*	*	*	*	*	*	*	*	*
15:00	*	*	*	*	*	*	*	*	*	*	*	*	*	*
16:00	*	*	*	*	*	*	*	*	*	*	*	*	*	*
17:00	*	*	*	*	*	*	*	*	*	*	*	*	*	*
18:00	*	*	*	*	*	*	*	*	*	*	*	*	*	*
19:00	*	*	*	*	*	*	*	*	*	*	*	*	*	*
20:00	*	*	*	*	*	*	*	*	*	*	*	*	*	*
21:00	*	*	*	*	*	*	*	*	*	*	*	*	*	*
22:00	*	*	*	*	*	*	*	*	*	*	*	*	*	*
23:00	*	*	*	*	*	*	*	*	*	*	*	*	*	*
Day Total	0	14	2	0	0	0	0	0	0	0	0	0	0	16
Percent	0.0%	87.5%	12.5%	0.0%	0.0%	0.0%	0.0%	0.0%	0.0%	0.0%	0.0%	0.0%	0.0%	
AM Peak		06:00	06:00											06:00
Vol.		8	2											10
PM Peak														
Vol.														
Grand Total	8	383	92	2	13	3	0	2	0	0	0	0	0	503
Percent	1.6%	76.1%	18.3%	0.4%	2.6%	0.6%	0.0%	0.4%	0.0%	0.0%	0.0%	0.0%	0.0%	

Pioneer Valley Planning Commission
60 Congress Street
Springfield, MA 01104
(413) 781-6045

Location : West Springfield
Operator : AB, AK
Counter # : 1446
Road Class : U0

Site Code: 9755
Station ID:
Russell St
B/W Main St & Union St
Latitude: 0' 0.0000 Undefined

WB

Start Time	Bikes	Cars & Trailers	2 Axle Long	Buses	2 Axle 6 Tire	3 Axle Single	4 Axle Single	<5 Axl Double	5 Axle Double	>6 Axl Double	<6 Axl Multi	6 Axle Multi	>6 Axl Multi	Total
11/05/12	*	*	*	*	*	*	*	*	*	*	*	*	*	*
01:00	*	*	*	*	*	*	*	*	*	*	*	*	*	*
02:00	*	*	*	*	*	*	*	*	*	*	*	*	*	*
03:00	*	*	*	*	*	*	*	*	*	*	*	*	*	*
04:00	*	*	*	*	*	*	*	*	*	*	*	*	*	*
05:00	*	*	*	*	*	*	*	*	*	*	*	*	*	*
06:00	*	*	*	*	*	*	*	*	*	*	*	*	*	*
07:00	*	*	*	*	*	*	*	*	*	*	*	*	*	*
08:00	*	*	*	*	*	*	*	*	*	*	*	*	*	*
09:00	*	*	*	*	*	*	*	*	*	*	*	*	*	*
10:00	0	**13**	2	0	0	0	0	0	0	0	0	0	0	15
11:00	**1**	12	**3**	0	**2**	0	0	0	0	0	0	0	0	**18**
12 PM	0	20	2	0	0	0	0	0	0	0	0	0	0	22
13:00	0	14	1	0	0	0	0	0	0	0	0	0	0	15
14:00	0	26	2	0	0	0	0	0	0	0	0	0	0	28
15:00	0	**31**	**7**	**2**	**1**	0	0	**1**	0	0	0	0	0	**42**
16:00	0	20	4	1	1	0	0	0	0	0	0	0	0	26
17:00	**1**	**24**	0	0	0	0	0	0	0	0	0	0	0	25
18:00	0	20	4	0	1	0	0	0	0	0	0	0	0	25
19:00	0	18	1	0	0	0	0	0	0	0	0	0	0	19
20:00	0	13	1	0	0	0	0	0	0	0	0	0	0	14
21:00	0	9	0	0	0	0	0	0	0	0	0	0	0	9
22:00	0	5	1	0	0	0	0	0	0	0	0	0	0	6
23:00	0	6	0	0	0	0	0	0	0	0	0	0	0	6
Day Total	2	231	28	3	5	0	0	1	0	0	0	0	0	270
Percent	0.7%	85.6%	10.4%	1.1%	1.9%	0.0%	0.0%	0.4%	0.0%	0.0%	0.0%	0.0%	0.0%	
AM Peak	11:00	10:00	11:00		11:00									11:00
Vol.	1	13	3		2									18
PM Peak	17:00	15:00	15:00	15:00	15:00			15:00						15:00
Vol.	1	31	7	2	1			1						42

Pioneer Valley Planning Commission
60 Congress Street
Springfield, MA 01104
(413) 781-6045

Location : West Springfield
Operator : AB, AK
Counter # : 1446
Road Class : U0

Site Code: 9755
Station ID:
Russell St
B/W Main St & Union St
Latitude: 0' 0.0000 Undefined

WB

Start Time	Bikes	Cars & Trailers	2 Axle Long	Buses	2 Axle 6 Tire	3 Axle Single	4 Axle Single	<5 Axl Double	5 Axle Double	>6 Axl Double	<6 Axl Multi	6 Axle Multi	>6 Axl Multi	Total
11/06/12	0	1	0	0	0	0	0	0	0	0	0	0	0	1
01:00	0	1	0	0	0	0	0	0	0	0	0	0	0	1
02:00	0	1	0	0	0	0	0	0	0	0	0	0	0	1
03:00	0	2	0	0	0	0	0	0	0	0	0	0	0	2
04:00	0	1	0	0	0	0	0	0	0	0	0	0	0	1
05:00	0	2	0	0	0	0	0	0	0	0	0	0	0	2
06:00	1	3	0	0	0	0	0	0	0	0	0	0	0	4
07:00	0	1	0	0	0	0	0	0	0	0	0	0	0	1
08:00	0	16	1	0	0	0	0	0	0	0	0	0	0	17
09:00	0	14	3	0	0	0	0	0	0	0	0	0	0	17
10:00	0	17	3	2	0	1	0	0	0	0	0	0	0	23
11:00	0	19	2	0	0	0	0	0	0	0	0	0	0	21
12 PM	1	23	2	0	1	0	0	1	0	0	0	0	0	28
13:00	0	34	2	0	0	0	0	0	0	0	0	0	0	36
14:00	0	23	2	0	1	0	0	0	0	0	0	0	0	26
15:00	0	27	1	0	0	0	0	0	0	0	0	0	0	28
16:00	0	20	2	0	0	0	0	0	0	0	0	0	0	22
17:00	0	18	1	0	0	0	0	1	1	0	0	0	0	21
18:00	0	27	2	0	0	0	0	1	0	0	0	0	0	30
19:00	0	19	0	0	1	0	0	0	0	0	0	0	0	20
20:00	0	12	1	0	0	0	0	0	0	0	0	0	0	13
21:00	0	11	0	0	0	0	0	0	0	0	0	0	0	11
22:00	0	8	1	0	0	0	0	0	0	0	0	0	0	9
23:00	0	4	0	0	0	0	0	0	0	0	0	0	0	4
Day Total	2	304	23	2	3	1	0	3	1	0	0	0	0	339
Percent	0.6%	89.7%	6.8%	0.6%	0.9%	0.3%	0.0%	0.9%	0.3%	0.0%	0.0%	0.0%	0.0%	
AM Peak	06:00	11:00	09:00	10:00		10:00								10:00
Vol.	1	19	3	2		1								23
PM Peak	12:00	13:00	12:00		12:00			12:00	17:00					13:00
Vol.	1	34	2		1			1	1					36

Pioneer Valley Planning Commission
60 Congress Street
Springfield, MA 01104
(413) 781-6045

Location : West Springfield
Operator : AB, AK
Counter # : 1446
Road Class : U0

Site Code: 9755
Station ID:
Russell St
B/W Main St & Union St
Latitude: 0' 0.0000 Undefined

WB

Start Time	Bikes	Cars & Trailers	2 Axle Long	Buses	2 Axle 6 Tire	3 Axle Single	4 Axle Single	<5 Axl Double	5 Axle Double	>6 Axl Double	<6 Axl Multi	6 Axle Multi	>6 Axl Multi	Total
11/07/12	0	2	0	0	0	0	0	0	0	0	0	0	0	2
01:00	0	2	0	0	0	0	0	0	0	0	0	0	0	2
02:00	0	0	0	0	0	0	0	0	0	0	0	0	0	0
03:00	0	1	0	0	0	0	0	0	0	0	0	0	0	1
04:00	0	2	0	0	0	0	0	0	0	0	0	0	0	2
05:00	0	**4**	0	0	0	0	0	0	0	0	0	0	0	**4**
06:00	**1**	2	**1**	0	0	0	0	0	0	0	0	0	0	4
07:00	0	3	0	0	0	0	0	0	0	0	0	0	0	3
08:00	*	*	*	*	*	*	*	*	*	*	*	*	*	*
09:00	*	*	*	*	*	*	*	*	*	*	*	*	*	*
10:00	*	*	*	*	*	*	*	*	*	*	*	*	*	*
11:00	*	*	*	*	*	*	*	*	*	*	*	*	*	*
12 PM	*	*	*	*	*	*	*	*	*	*	*	*	*	*
13:00	*	*	*	*	*	*	*	*	*	*	*	*	*	*
14:00	*	*	*	*	*	*	*	*	*	*	*	*	*	*
15:00	*	*	*	*	*	*	*	*	*	*	*	*	*	*
16:00	*	*	*	*	*	*	*	*	*	*	*	*	*	*
17:00	*	*	*	*	*	*	*	*	*	*	*	*	*	*
18:00	*	*	*	*	*	*	*	*	*	*	*	*	*	*
19:00	*	*	*	*	*	*	*	*	*	*	*	*	*	*
20:00	*	*	*	*	*	*	*	*	*	*	*	*	*	*
21:00	*	*	*	*	*	*	*	*	*	*	*	*	*	*
22:00	*	*	*	*	*	*	*	*	*	*	*	*	*	*
23:00	*	*	*	*	*	*	*	*	*	*	*	*	*	*
Day Total	1	16	1	0	0	0	0	0	0	0	0	0	0	18
Percent	5.6%	88.9%	5.6%	0.0%	0.0%	0.0%	0.0%	0.0%	0.0%	0.0%	0.0%	0.0%	0.0%	
AM Peak	06:00	05:00	06:00											05:00
Vol.	1	4	1											4
PM Peak Vol.														
Grand Total	5	551	52	5	8	1	0	4	1	0	0	0	0	627
Percent	0.8%	87.9%	8.3%	0.8%	1.3%	0.2%	0.0%	0.6%	0.2%	0.0%	0.0%	0.0%	0.0%	

Pioneer Valley Planning Commission
60 Congress Street
Springfield, MA 01104
(413) 781-6045

Location : West Springfield
Operator : AB, AK
Counter # : 1446
Road Class : U0

Site Code: 9755
Station ID:
Russell St
B/W Main St & Union St
Latitude: 0' 0.0000 Undefined

EB

Start Time	Bikes	Cars & Trailers	2 Axle Long	Buses	2 Axle 6 Tire	3 Axle Single	4 Axle Single	<5 Axl Double	5 Axle Double	>6 Axl Double	<6 Axl Multi	6 Axle Multi	>6 Axl Multi	Total
11/05/12	*	*	*	*	*	*	*	*	*	*	*	*	*	*
01:00	*	*	*	*	*	*	*	*	*	*	*	*	*	*
02:00	*	*	*	*	*	*	*	*	*	*	*	*	*	*
03:00	*	*	*	*	*	*	*	*	*	*	*	*	*	*
04:00	*	*	*	*	*	*	*	*	*	*	*	*	*	*
05:00	*	*	*	*	*	*	*	*	*	*	*	*	*	*
06:00	*	*	*	*	*	*	*	*	*	*	*	*	*	*
07:00	*	*	*	*	*	*	*	*	*	*	*	*	*	*
08:00	*	*	*	*	*	*	*	*	*	*	*	*	*	*
09:00	*	*	*	*	*	*	*	*	*	*	*	*	*	*
10:00	0	**10**	**4**	0	0	0	0	0	0	0	0	0	0	**14**
11:00	0	10	3	0	**1**	0	0	0	0	0	0	0	0	14
12 PM	0	**16**	4	0	0	0	0	0	0	0	0	0	0	20
13:00	0	13	6	**1**	**2**	0	0	0	0	0	0	0	0	22
14:00	0	2	7	0	1	0	0	0	0	0	0	0	0	10
15:00	0	11	5	1	1	0	0	0	0	0	0	0	0	18
16:00	0	14	**9**	0	2	0	0	0	0	0	0	0	0	**25**
17:00	0	10	5	0	1	0	0	0	0	0	0	0	0	16
18:00	0	8	1	0	0	0	0	0	0	0	0	0	0	9
19:00	0	13	1	0	1	0	0	0	0	0	0	0	0	15
20:00	0	10	1	0	1	0	0	0	0	0	0	0	0	12
21:00	0	5	0	0	1	0	0	0	0	0	0	0	0	6
22:00	0	2	0	0	0	0	0	0	0	0	0	0	0	2
23:00	0	6	0	0	0	0	0	0	0	0	0	0	0	6
Day Total	0	130	46	2	11	0	0	0	0	0	0	0	0	189
Percent	0.0%	68.8%	24.3%	1.1%	5.8%	0.0%	0.0%	0.0%	0.0%	0.0%	0.0%	0.0%	0.0%	
AM Peak		10:00	10:00		11:00									10:00
Vol.		10	4		1									14
PM Peak		12:00	16:00	13:00	13:00									16:00
Vol.		16	9	1	2									25

Pioneer Valley Planning Commission
60 Congress Street
Springfield, MA 01104
(413) 781-6045

Location : West Springfield
Operator : AB, AK
Counter # : 1446
Road Class : U0

Site Code: 9755
Station ID:
Russell St
B/W Main St & Union St
Latitude: 0' 0.0000 Undefined

EB

Start Time	Bikes	Cars & Trailers	2 Axle Long	Buses	2 Axle 6 Tire	3 Axle Single	4 Axle Single	<5 Axl Double	5 Axle Double	>6 Axl Double	<6 Axl Multi	6 Axle Multi	>6 Axl Multi	Total
11/06/12	0	2	0	0	0	0	0	0	0	0	0	0	0	2
01:00	0	1	0	0	0	0	0	0	0	0	0	0	0	1
02:00	0	0	1	0	0	0	0	0	0	0	0	0	0	1
03:00	0	1	0	0	0	0	0	0	0	0	0	0	0	1
04:00	0	0	0	0	0	0	0	0	0	0	0	0	0	0
05:00	0	1	0	0	0	0	0	0	0	0	0	0	0	1
06:00	0	7	2	0	0	0	0	0	0	0	0	0	0	9
07:00	0	8	2	0	0	0	0	0	0	0	0	0	0	10
08:00	0	8	**5**	0	**1**	0	0	0	0	0	0	0	0	14
09:00	0	**10**	4	0	1	0	0	0	0	0	0	0	0	15
10:00	0	**18**	4	0	1	0	0	0	0	0	0	0	0	**23**
11:00	0	12	3	0	0	0	0	0	0	0	0	0	0	15
12 PM	0	12	6	0	0	0	0	0	0	0	0	0	0	18
13:00	0	15	6	0	0	0	0	0	0	0	0	0	0	21
14:00	0	11	3	0	1	0	0	0	0	0	0	0	0	15
15:00	0	**22**	7	0	0	0	0	0	0	0	0	0	0	29
16:00	0	17	**11**	0	**3**	0	0	0	0	0	0	0	0	**31**
17:00	0	7	4	0	0	0	0	0	0	0	0	0	0	11
18:00	0	10	2	0	0	0	0	0	0	0	0	0	0	12
19:00	0	10	3	0	0	0	0	0	0	0	0	0	0	13
20:00	0	13	2	0	0	0	0	0	0	0	0	0	0	15
21:00	0	4	2	0	0	0	0	0	0	0	0	0	0	6
22:00	0	4	1	0	0	0	0	0	0	0	0	0	0	5
23:00	0	6	0	0	0	0	0	0	0	0	0	0	0	6
Day Total	0	199	68	0	7	0	0	0	0	0	0	0	0	274
Percent	0.0%	72.6%	24.8%	0.0%	2.6%	0.0%	0.0%	0.0%	0.0%	0.0%	0.0%	0.0%	0.0%	
AM Peak		10:00	08:00		08:00									10:00
Vol.		18	5		1									23
PM Peak		15:00	16:00		16:00									16:00
Vol.		22	11		3									31

Pioneer Valley Planning Commission
60 Congress Street
Springfield, MA 01104
(413) 781-6045

Location : West Springfield
Operator : AB, AK
Counter # : 1446
Road Class : U0

Site Code: 9755
Station ID:
Russell St
B/W Main St & Union St
Latitude: 0' 0.0000 Undefined

EB

Start Time	Bikes	Cars & Trailers	2 Axle Long	Buses	2 Axle 6 Tire	3 Axle Single	4 Axle Single	<5 Axl Double	5 Axle Double	>6 Axl Double	<6 Axl Multi	6 Axle Multi	>6 Axl Multi	Total
11/07/12	0	0	0	0	0	0	0	0	0	0	0	0	0	0
01:00	0	0	0	0	0	0	0	0	0	0	0	0	0	0
02:00	0	1	0	0	0	0	0	0	0	0	0	0	0	1
03:00	0	1	0	0	0	0	0	0	0	0	0	0	0	1
04:00	0	0	0	0	0	0	0	0	0	0	0	0	0	0
05:00	0	1	0	0	0	0	0	0	0	0	0	0	0	1
06:00	0	6	1	0	0	0	0	0	0	0	0	0	0	7
07:00	0	**7**	**2**	0	0	0	0	0	0	0	0	0	0	**9**
08:00	*	*	*	*	*	*	*	*	*	*	*	*	*	*
09:00	*	*	*	*	*	*	*	*	*	*	*	*	*	*
10:00	*	*	*	*	*	*	*	*	*	*	*	*	*	*
11:00	*	*	*	*	*	*	*	*	*	*	*	*	*	*
12 PM	*	*	*	*	*	*	*	*	*	*	*	*	*	*
13:00	*	*	*	*	*	*	*	*	*	*	*	*	*	*
14:00	*	*	*	*	*	*	*	*	*	*	*	*	*	*
15:00	*	*	*	*	*	*	*	*	*	*	*	*	*	*
16:00	*	*	*	*	*	*	*	*	*	*	*	*	*	*
17:00	*	*	*	*	*	*	*	*	*	*	*	*	*	*
18:00	*	*	*	*	*	*	*	*	*	*	*	*	*	*
19:00	*	*	*	*	*	*	*	*	*	*	*	*	*	*
20:00	*	*	*	*	*	*	*	*	*	*	*	*	*	*
21:00	*	*	*	*	*	*	*	*	*	*	*	*	*	*
22:00	*	*	*	*	*	*	*	*	*	*	*	*	*	*
23:00	*	*	*	*	*	*	*	*	*	*	*	*	*	*
Day Total	0	16	3	0	0	0	0	0	0	0	0	0	0	19
Percent	0.0%	84.2%	15.8%	0.0%	0.0%	0.0%	0.0%	0.0%	0.0%	0.0%	0.0%	0.0%	0.0%	
AM Peak		07:00	07:00											07:00
Vol.		7	2											9
PM Peak Vol.														
Grand Total	0	345	117	2	18	0	0	0	0	0	0	0	0	482
Percent	0.0%	71.6%	24.3%	0.4%	3.7%	0.0%	0.0%	0.0%	0.0%	0.0%	0.0%	0.0%	0.0%	

Transportation Data Appendix

4. Vehicle Speed Data

Pioneer Valley Planning Commission
60 Congress Street
Springfield, MA 01104
(413) 781-6045

Location : West Springfield
Operator : AB, MB
Counter # : 1843
Road Class : U5

Site Code: 8808
Station ID:
Union St
N/O Bliss St
Latitude: 0' 0.0000 Undefined

NB

Start Time	1 15	16 20	21 25	26 30	31 35	36 40	41 45	46 50	51 55	56 60	61 65	66 70	71 75	76 999	Total	Pace Speed	Number in Pace
05/21/12	*	*	*	*	*	*	*	*	*	*	*	*	*	*	*	*	*
01:00	*	*	*	*	*	*	*	*	*	*	*	*	*	*	*	*	*
02:00	*	*	*	*	*	*	*	*	*	*	*	*	*	*	*	*	*
03:00	*	*	*	*	*	*	*	*	*	*	*	*	*	*	*	*	*
04:00	*	*	*	*	*	*	*	*	*	*	*	*	*	*	*	*	*
05:00	*	*	*	*	*	*	*	*	*	*	*	*	*	*	*	*	*
06:00	*	*	*	*	*	*	*	*	*	*	*	*	*	*	*	*	*
07:00	*	*	*	*	*	*	*	*	*	*	*	*	*	*	*	*	*
08:00	*	*	*	*	*	*	*	*	*	*	*	*	*	*	*	*	*
09:00	*	*	*	*	*	*	*	*	*	*	*	*	*	*	*	*	*
10:00	**17**	9	26	68	**143**	52	12	0	0	0	0	0	0	0	327	28-37	194
11:00	17	**11**	**31**	**74**	129	**59**	**15**	**2**	**1**	0	0	0	0	0	**339**	28-37	186
12 PM	35	7	38	93	**177**	63	21	2	1	0	0	0	0	0	**437**	28-37	241
13:00	33	8	45	89	159	68	10	4	0	0	0	0	0	0	416	28-37	223
14:00	30	12	43	**112**	142	53	10	**5**	1	0	0	0	0	0	408	27-36	220
15:00	**46**	**18**	**47**	108	132	63	8	0	0	0	0	0	0	0	422	27-36	204
16:00	14	9	40	70	160	**107**	14	1	1	0	0	0	0	0	416	30-39	243
17:00	21	8	27	50	156	99	21	1	2	0	0	0	0	0	385	30-39	226
18:00	13	5	14	42	91	89	**33**	2	0	0	0	**1**	0	0	290	31-40	160
19:00	2	4	15	37	75	68	15	5	**3**	0	0	0	0	0	224	30-39	131
20:00	4	3	2	28	53	50	16	2	1	0	0	0	0	0	159	31-40	93
21:00	1	3	6	10	39	43	12	5	2	0	0	0	0	0	121	31-40	73
22:00	1	3	10	9	23	18	5	4	0	0	**1**	0	0	0	74	30-39	37
23:00	4	1	3	9	18	10	6	3	0	0	0	0	0	0	54	28-37	26
Total	238	101	347	799	1497	842	198	36	12	0	1	1	0	0	4072		
Percent	5.8%	2.5%	8.5%	19.6%	36.8%	20.7%	4.9%	0.9%	0.3%	0.0%	0.0%	0.0%	0.0%	0.0%			
AM Peak	10:00	11:00	11:00	11:00	10:00	11:00	11:00	11:00	11:00						11:00		
Vol.	17	11	31	74	143	59	15	2	1						339		
PM Peak	15:00	15:00	15:00	14:00	12:00	16:00	18:00	14:00	19:00		22:00	18:00			12:00		
Vol.	46	18	47	112	177	107	33	5	3		1	1			437		

Pioneer Valley Planning Commission
60 Congress Street
Springfield, MA 01104
(413) 781-6045

Location : West Springfield
Operator : AB, MB
Counter # : 1843
Road Class : U5

Site Code: 8808
Station ID:
Union St
N/O Bliss St
Latitude: 0' 0.0000 Undefined

NB

Start Time	1 15	16 20	21 25	26 30	31 35	36 40	41 45	46 50	51 55	56 60	61 65	66 70	71 75	76 999	Total	Pace Speed	Number in Pace
05/22/12	1	3	3	4	3	5	4	1	0	0	0	0	0	0	24	33-42	8
01:00	1	1	1	1	5	2	1	0	0	0	0	0	0	0	12	28-37	6
02:00	1	1	2	3	3	2	3	0	0	0	0	0	0	0	15	28-37	5
03:00	4	3	2	3	5	1	2	0	0	0	0	0	0	0	20	5-14	6
04:00	5	5	1	2	3	2	0	0	0	0	0	0	0	0	18	10-19	7
05:00	4	**14**	6	9	12	11	10	0	0	0	0	0	0	0	66	31-40	20
06:00	3	6	9	20	22	24	7	1	**1**	0	0	0	0	0	93	30-39	42
07:00	9	8	8	32	39	45	13	**4**	1	0	0	0	0	0	159	30-39	75
08:00	10	11	30	54	60	47	11	2	0	0	0	0	0	0	225	27-36	105
09:00	10	10	29	68	81	57	**22**	2	0	0	0	0	0	0	279	28-37	138
10:00	17	2	27	**80**	119	**71**	14	3	0	0	0	0	0	0	333	28-37	187
11:00	**33**	9	**34**	65	**125**	60	10	1	0	0	0	0	0	0	**337**	28-37	172
12 PM	29	21	47	**101**	118	62	4	1	0	0	0	0	0	0	383	27-36	190
13:00	54	37	52	91	69	24	2	0	0	0	0	0	0	0	329	25-34	129
14:00	121	**48**	47	80	55	15	2	0	0	0	0	0	0	0	368	5-14	145
15:00	**176**	48	28	34	7	2	0	0	0	0	0	0	0	0	295	5-14	174
16:00	54	42	**69**	94	80	26	3	1	0	0	0	0	0	0	369	24-33	144
17:00	14	6	33	79	**138**	**106**	20	**5**	0	0	0	0	0	0	**401**	29-38	225
18:00	9	5	22	46	99	66	**27**	5	1	0	0	0	0	0	280	30-39	152
19:00	7	7	14	25	80	89	19	0	**2**	0	0	0	0	0	243	31-40	148
20:00	5	3	13	23	67	67	16	4	0	0	0	0	0	0	198	31-40	119
21:00	1	1	5	11	41	38	13	0	0	0	0	0	0	0	110	31-40	72
22:00	4	5	7	12	37	23	10	2	0	0	0	0	0	0	100	30-39	53
23:00	0	1	3	4	16	12	5	2	1	0	0	0	0	0	44	31-40	25
Total	572	297	492	941	1284	857	218	34	6	0	0	0	0	0	4701		
Percent	12.2%	6.3%	10.5%	20.0%	27.3%	18.2%	4.6%	0.7%	0.1%	0.0%	0.0%	0.0%	0.0%	0.0%			
AM Peak	11:00	05:00	11:00	10:00	11:00	10:00	09:00	07:00	06:00						11:00		
Vol.	33	14	34	80	125	71	22	4	1						337		
PM Peak	15:00	14:00	16:00	12:00	17:00	17:00	18:00	17:00	19:00						17:00		
Vol.	176	48	69	101	138	106	27	5	2						401		

Pioneer Valley Planning Commission
60 Congress Street
Springfield, MA 01104
(413) 781-6045

Location : West Springfield
Operator : AB, MB
Counter # : 1843
Road Class : U5

Site Code: 8808
Station ID:
Union St
N/O Bliss St
Latitude: 0' 0.0000 Undefined

NB

Start Time	1 15	16 20	21 25	26 30	31 35	36 40	41 45	46 50	51 55	56 60	61 65	66 70	71 75	76 999	Total	Pace Speed	Number in Pace
05/23/12	2	1	2	1	10	5	5	0	0	0	0	0	0	0	26	30-39	13
01:00	0	0	0	2	9	2	1	1	0	0	0	0	0	0	15	28-37	11
02:00	0	0	4	1	1	3	1	2	1	0	0	0	0	0	13	19-28	5
03:00	7	1	0	2	1	4	0	0	0	0	0	0	0	0	15	6-15	7
04:00	4	3	1	0	4	8	0	0	0	0	0	0	0	0	20	31-40	9
05:00	4	9	4	6	10	8	3	2	0	0	0	0	0	0	46	29-38	15
06:00	6	8	5	8	32	19	11	2	3	0	0	0	0	0	94	31-40	43
07:00	7	10	23	32	51	42	15	1	0	0	0	0	0	0	181	30-39	84
08:00	11	12	22	54	78	55	18	0	0	0	0	0	0	0	250	29-38	125
09:00	27	14	27	43	89	62	20	1	0	0	0	0	0	0	283	30-39	130
10:00	22	9	24	90	110	74	14	1	0	0	0	0	0	0	344	28-37	182
11:00	*	*	*	*	*	*	*	*	*	*	*	*	*	*	*	*	*
12 PM	*	*	*	*	*	*	*	*	*	*	*	*	*	*	*	*	*
13:00	*	*	*	*	*	*	*	*	*	*	*	*	*	*	*	*	*
14:00	*	*	*	*	*	*	*	*	*	*	*	*	*	*	*	*	*
15:00	*	*	*	*	*	*	*	*	*	*	*	*	*	*	*	*	*
16:00	*	*	*	*	*	*	*	*	*	*	*	*	*	*	*	*	*
17:00	*	*	*	*	*	*	*	*	*	*	*	*	*	*	*	*	*
18:00	*	*	*	*	*	*	*	*	*	*	*	*	*	*	*	*	*
19:00	*	*	*	*	*	*	*	*	*	*	*	*	*	*	*	*	*
20:00	*	*	*	*	*	*	*	*	*	*	*	*	*	*	*	*	*
21:00	*	*	*	*	*	*	*	*	*	*	*	*	*	*	*	*	*
22:00	*	*	*	*	*	*	*	*	*	*	*	*	*	*	*	*	*
23:00	*	*	*	*	*	*	*	*	*	*	*	*	*	*	*	*	*
Total	90	67	112	239	395	282	88	10	4	0	0	0	0	0	1287		
Percent	7.0%	5.2%	8.7%	18.6%	30.7%	21.9%	6.8%	0.8%	0.3%	0.0%	0.0%	0.0%	0.0%	0.0%			
AM Peak	09:00	09:00	09:00	10:00	10:00	10:00	09:00	02:00	06:00						10:00		
Vol.	27	14	27	90	110	74	20	2	3						344		
PM Peak Vol.																	
Total	900	465	951	1979	3176	1981	504	80	22	0	1	1	0	0	10060		
Percent	8.9%	4.6%	9.5%	19.7%	31.6%	19.7%	5.0%	0.8%	0.2%	0.0%	0.0%	0.0%	0.0%	0.0%			

15th Percentile :	13 MPH
50th Percentile :	30 MPH
85th Percentile :	37 MPH
95th Percentile :	41 MPH

Stats

10 MPH Pace Speed :	29-38 MPH
Number in Pace :	4710
Percent in Pace :	46.8%
Number of Vehicles > 55 MPH :	2
Percent of Vehicles > 55 MPH :	0.0%
Mean Speed(Average) :	28 MPH

Pioneer Valley Planning Commission
60 Congress Street
Springfield, MA 01104
(413) 781-6045

Location : West Springfield
Operator : AB, MB
Counter # : 1843
Road Class : U5

Site Code: 8808
Station ID:
Union St
N/O Bliss St
Latitude: 0' 0.0000 Undefined

SB

Start Time	1 15	16 20	21 25	26 30	31 35	36 40	41 45	46 50	51 55	56 60	61 65	66 70	71 75	76 999	Total	Pace Speed	Number in Pace
05/21/12	*	*	*	*	*	*	*	*	*	*	*	*	*	*	*	*	*
01:00	*	*	*	*	*	*	*	*	*	*	*	*	*	*	*	*	*
02:00	*	*	*	*	*	*	*	*	*	*	*	*	*	*	*	*	*
03:00	*	*	*	*	*	*	*	*	*	*	*	*	*	*	*	*	*
04:00	*	*	*	*	*	*	*	*	*	*	*	*	*	*	*	*	*
05:00	*	*	*	*	*	*	*	*	*	*	*	*	*	*	*	*	*
06:00	*	*	*	*	*	*	*	*	*	*	*	*	*	*	*	*	*
07:00	*	*	*	*	*	*	*	*	*	*	*	*	*	*	*	*	*
08:00	*	*	*	*	*	*	*	*	*	*	*	*	*	*	*	*	*
09:00	*	*	*	*	*	*	*	*	*	*	*	*	*	*	*	*	*
10:00	17	10	38	**132**	118	25	2	0	0	0	0	0	0	0	342	26-35	216
11:00	**23**	**14**	**46**	124	**145**	**38**	**9**	**2**	0	**1**	0	0	0	0	**402**	26-35	232
12 PM	35	23	**70**	108	118	40	2	0	**1**	0	0	0	0	0	397	25-34	193
13:00	30	8	48	129	132	44	4	0	0	0	0	0	0	0	395	26-35	225
14:00	**42**	24	59	**138**	117	25	4	1	0	0	0	0	0	0	**410**	25-34	213
15:00	34	**28**	**45**	111	137	29	6	0	1	0	0	0	0	0	391	26-35	205
16:00	10	17	39	94	123	54	**12**	1	1	0	0	0	0	0	351	27-36	195
17:00	21	12	19	66	**149**	**62**	9	0	1	0	0	0	0	0	339	28-37	200
18:00	11	6	14	42	95	48	6	1	1	0	0	0	0	0	224	29-38	134
19:00	5	4	4	39	76	53	4	1	0	0	0	0	0	0	186	29-38	120
20:00	2	0	5	36	50	30	4	0	0	0	0	0	0	0	127	28-37	83
21:00	2	2	5	9	46	27	4	0	0	0	0	0	0	0	95	30-39	65
22:00	4	7	5	17	19	16	0	**2**	0	0	0	0	0	0	70	29-38	32
23:00	0	2	4	6	9	19	1	1	0	0	0	0	0	0	42	31-40	25
Total	236	157	401	1051	1334	510	67	9	5	1	0	0	0	0	3771		
Percent	6.3%	4.2%	10.6%	27.9%	35.4%	13.5%	1.8%	0.2%	0.1%	0.0%	0.0%	0.0%	0.0%	0.0%			
AM Peak	11:00	11:00	11:00	10:00	11:00	11:00	11:00	11:00		11:00					11:00		
Vol.	23	14	46	132	145	38	9	2		1					402		
PM Peak	14:00	15:00	12:00	14:00	17:00	17:00	16:00	22:00	12:00						14:00		
Vol.	42	28	70	138	149	62	12	2	1						410		

Pioneer Valley Planning Commission
60 Congress Street
Springfield, MA 01104
(413) 781-6045

Location : West Springfield
Operator : AB, MB
Counter # : 1843
Road Class : U5

Site Code: 8808
Station ID:
Union St
N/O Bliss St
Latitude: 0' 0.0000 Undefined

SB

Start Time	1 15	16 20	21 25	26 30	31 35	36 40	41 45	46 50	51 55	56 60	61 65	66 70	71 75	76 999	Total	Pace Speed	Number in Pace
05/22/12	1	0	3	3	3	6	2	1	0	0	0	0	0	0	19	34-43	8
01:00	0	0	3	3	6	1	0	0	0	0	0	0	0	0	13	28-37	8
02:00	0	1	1	2	1	1	2	0	0	0	0	0	0	0	8	20-29	3
03:00	1	1	1	3	2	3	0	0	0	0	0	0	0	0	11	32-41	4
04:00	0	0	1	1	4	5	2	1	0	0	0	0	0	0	14	33-42	8
05:00	4	0	4	7	24	16	3	1	0	0	0	0	0	0	59	30-39	35
06:00	7	2	16	17	50	33	6	0	0	0	0	0	0	0	131	30-39	74
07:00	8	10	**56**	65	89	38	10	0	0	0	0	0	0	0	276	26-35	141
08:00	**19**	9	46	93	132	43	6	**2**	0	0	0	0	0	0	350	27-36	198
09:00	19	11	44	91	136	25	4	0	0	0	0	0	0	0	330	26-35	196
10:00	15	8	43	100	118	43	5	0	0	0	0	0	0	0	332	26-35	193
11:00	19	**17**	46	**119**	**142**	**47**	**11**	1	**1**	0	0	0	0	0	**403**	26-35	227
12 PM	23	17	44	**143**	120	22	2	1	0	0	0	0	0	0	372	25-34	224
13:00	43	**32**	**100**	137	85	10	2	0	0	0	0	0	0	0	**409**	23-32	206
14:00	50	23	92	109	86	11	0	0	0	0	0	0	0	0	371	23-32	174
15:00	**73**	26	68	114	52	9	0	0	0	0	0	0	0	0	342	23-32	145
16:00	41	12	43	134	**130**	21	2	1	0	0	0	0	0	0	384	26-35	218
17:00	20	7	31	71	125	**54**	**13**	**2**	0	0	0	0	0	0	323	28-37	178
18:00	6	2	19	55	99	54	12	1	0	0	0	0	0	0	248	28-37	150
19:00	12	6	12	53	86	52	3	0	0	0	0	0	0	0	224	29-38	131
20:00	5	6	12	29	56	37	2	0	0	0	0	0	0	0	147	29-38	86
21:00	4	1	7	10	35	26	8	0	0	0	0	0	0	0	91	30-39	54
22:00	13	4	7	13	27	9	3	0	0	0	0	0	0	0	76	28-37	33
23:00	1	0	4	4	13	7	2	0	0	0	0	0	0	0	31	30-39	18
Total	384	195	703	1376	1621	573	100	11	1	0	0	0	0	0	4964		
Percent	7.7%	3.9%	14.2%	27.7%	32.7%	11.5%	2.0%	0.2%	0.0%	0.0%	0.0%	0.0%	0.0%	0.0%			
AM Peak	08:00	11:00	07:00	11:00	11:00	11:00	11:00	08:00	11:00						11:00		
Vol.	19	17	56	119	142	47	11	2	1						403		
PM Peak	15:00	13:00	13:00	12:00	16:00	17:00	17:00	17:00							13:00		
Vol.	73	32	100	143	130	54	13	2							409		

Pioneer Valley Planning Commission
60 Congress Street
Springfield, MA 01104
(413) 781-6045

Location : West Springfield
Operator : AB, MB
Counter # : 1843
Road Class : U5

Site Code: 8808
Station ID:
Union St
N/O Bliss St
Latitude: 0' 0.0000 Undefined

SB

Start Time	1 15	16 20	21 25	26 30	31 35	36 40	41 45	46 50	51 55	56 60	61 65	66 70	71 75	76 999	Total	Pace Speed	Number in Pace
05/23/12	0	2	3	7	6	7	0	0	0	0	0	0	0	0	25	28-37	13
01:00	0	0	0	7	5	3	1	0	0	0	0	0	0	0	16	25-34	11
02:00	1	0	0	2	3	3	1	0	0	0	0	0	0	0	10	32-41	5
03:00	0	0	2	0	6	1	1	0	0	0	0	0	0	0	10	29-38	7
04:00	1	0	0	1	13	5	1	0	0	0	0	0	0	0	21	29-38	16
05:00	4	1	8	6	20	16	7	1	0	0	0	0	0	0	63	31-40	31
06:00	3	2	10	13	55	35	15	3	1	0	0	0	0	0	137	30-39	81
07:00	21	15	36	52	112	32	6	1	0	0	0	0	0	0	275	28-37	143
08:00	12	7	33	68	137	58	7	1	0	0	0	0	0	0	323	28-37	193
09:00	29	13	35	93	104	58	4	2	0	0	0	0	0	0	338	27-36	171
10:00	21	14	44	67	122	33	7	0	0	0	0	0	0	0	308	27-36	165
11:00	*	*	*	*	*	*	*	*	*	*	*	*	*	*	*	*	*
12 PM	*	*	*	*	*	*	*	*	*	*	*	*	*	*	*	*	*
13:00	*	*	*	*	*	*	*	*	*	*	*	*	*	*	*	*	*
14:00	*	*	*	*	*	*	*	*	*	*	*	*	*	*	*	*	*
15:00	*	*	*	*	*	*	*	*	*	*	*	*	*	*	*	*	*
16:00	*	*	*	*	*	*	*	*	*	*	*	*	*	*	*	*	*
17:00	*	*	*	*	*	*	*	*	*	*	*	*	*	*	*	*	*
18:00	*	*	*	*	*	*	*	*	*	*	*	*	*	*	*	*	*
19:00	*	*	*	*	*	*	*	*	*	*	*	*	*	*	*	*	*
20:00	*	*	*	*	*	*	*	*	*	*	*	*	*	*	*	*	*
21:00	*	*	*	*	*	*	*	*	*	*	*	*	*	*	*	*	*
22:00	*	*	*	*	*	*	*	*	*	*	*	*	*	*	*	*	*
23:00	*	*	*	*	*	*	*	*	*	*	*	*	*	*	*	*	*
Total	92	54	171	316	583	251	50	8	1	0	0	0	0	0	1526		
Percent	6.0%	3.5%	11.2%	20.7%	38.2%	16.4%	3.3%	0.5%	0.1%	0.0%	0.0%	0.0%	0.0%	0.0%			
AM Peak	09:00	07:00	10:00	09:00	08:00	08:00	06:00	06:00	06:00						09:00		
Vol.	29	15	44	93	137	58	15	3	1						338		
PM Peak Vol.																	
Total	712	406	1275	2743	3538	1334	217	28	7	1	0	0	0	0	10261		
Percent	6.9%	4.0%	12.4%	26.7%	34.5%	13.0%	2.1%	0.3%	0.1%	0.0%	0.0%	0.0%	0.0%	0.0%			

	15th Percentile :	17 MPH
	50th Percentile :	29 MPH
	85th Percentile :	35 MPH
	95th Percentile :	39 MPH
Stats	10 MPH Pace Speed :	27-36 MPH
	Number in Pace :	5443
	Percent in Pace :	53.0%
	Number of Vehicles > 55 MPH :	1
	Percent of Vehicles > 55 MPH :	0.0%
	Mean Speed(Average) :	28 MPH

Pioneer Valley Planning Commission
60 Congress Street
Springfield, MA 01104
(413) 781-6045

Location : West Springfield
Operator : AB, MB
Counter # : 1446
Road Class : U5

Site Code: 9712
Station ID:
Union St
S/O Bridge St
Latitude: 0' 0.0000 Undefined

SB

Start Time	1 15	16 20	21 25	26 30	31 35	36 40	41 45	46 50	51 55	56 60	61 65	66 70	71 75	76 999	Total	Pace Speed	Number in Pace
05/29/12	*	*	*	*	*	*	*	*	*	*	*	*	*	*	*	*	*
01:00	*	*	*	*	*	*	*	*	*	*	*	*	*	*	*	*	*
02:00	*	*	*	*	*	*	*	*	*	*	*	*	*	*	*	*	*
03:00	*	*	*	*	*	*	*	*	*	*	*	*	*	*	*	*	*
04:00	*	*	*	*	*	*	*	*	*	*	*	*	*	*	*	*	*
05:00	*	*	*	*	*	*	*	*	*	*	*	*	*	*	*	*	*
06:00	*	*	*	*	*	*	*	*	*	*	*	*	*	*	*	*	*
07:00	*	*	*	*	*	*	*	*	*	*	*	*	*	*	*	*	*
08:00	*	*	*	*	*	*	*	*	*	*	*	*	*	*	*	*	*
09:00	*	*	*	*	*	*	*	*	*	*	*	*	*	*	*	*	*
10:00	*	*	*	*	*	*	*	*	*	*	*	*	*	*	*	*	*
11:00	*	*	*	*	*	*	*	*	*	*	*	*	*	*	*	*	*
12 PM	**75**	**123**	120	13	3	0	0	0	0	0	0	0	0	0	**334**	14-23	172
13:00	47	98	116	19	3	**1**	0	0	0	0	0	0	0	0	284	15-24	154
14:00	46	83	**138**	21	2	0	0	0	0	0	0	0	0	0	290	16-25	161
15:00	46	97	99	**33**	2	0	0	0	0	0	0	0	0	0	277	15-24	143
16:00	34	108	129	19	**4**	0	0	0	0	0	0	0	0	0	294	15-24	172
17:00	46	82	118	17	3	0	0	0	0	0	0	0	0	0	266	16-25	144
18:00	19	54	92	24	1	0	0	0	0	0	0	0	0	0	190	17-26	112
19:00	12	36	64	26	0	0	0	0	0	0	0	0	0	0	138	18-27	80
20:00	4	33	20	1	0	0	0	0	0	0	0	0	0	0	58	14-23	39
21:00	9	25	9	0	0	0	0	0	0	0	0	0	0	0	43	12-21	27
22:00	4	14	14	3	0	0	0	0	0	0	0	0	0	0	35	16-25	20
23:00	0	9	7	0	0	0	0	0	0	0	0	0	0	0	16	14-23	12
Total	342	762	926	176	18	1	0	0	0	0	0	0	0	0	2225		
Percent	15.4%	34.2%	41.6%	7.9%	0.8%	0.0%	0.0%	0.0%	0.0%	0.0%	0.0%	0.0%	0.0%	0.0%			
AM Peak																	
Vol.																	
PM Peak	12:00	12:00	14:00	15:00	16:00	13:00									12:00		
Vol.	75	123	138	33	4	1									334		

Pioneer Valley Planning Commission
60 Congress Street
Springfield, MA 01104
(413) 781-6045

Location : West Springfield
Operator : AB, MB
Counter # : 1446
Road Class : U5

Site Code: 9712
Station ID:
Union St
S/O Bridge St
Latitude: 0' 0.0000 Undefined

SB

Start Time	1 15	16 20	21 25	26 30	31 35	36 40	41 45	46 50	51 55	56 60	61 65	66 70	71 75	76 999	Total	Pace Speed	Number in Pace
05/30/12	3	5	8	1	0	0	0	0	0	0	0	0	0	0	17	17-26	9
01:00	0	1	5	2	0	0	0	0	0	0	0	0	0	0	8	20-29	6
02:00	1	4	1	0	1	0	0	0	0	0	0	0	0	0	7	13-22	4
03:00	1	1	2	1	0	0	0	0	0	0	0	0	0	0	5	22-31	2
04:00	1	4	2	0	0	0	0	0	0	0	0	0	0	0	7	15-24	4
05:00	1	13	12	1	0	0	0	0	0	0	0	0	0	0	27	16-25	18
06:00	4	9	43	14	0	0	0	0	0	0	0	0	0	0	70	19-28	50
07:00	12	27	61	**26**	**4**	0	0	0	0	0	0	0	0	0	130	19-28	74
08:00	32	50	96	19	0	0	0	0	0	0	0	0	0	0	197	17-26	108
09:00	31	59	98	16	3	0	0	0	0	0	0	0	0	0	207	16-25	115
10:00	**47**	83	91	16	2	**2**	0	0	0	0	0	0	0	0	241	15-24	124
11:00	36	**89**	**125**	25	2	0	0	0	0	0	0	0	0	0	**277**	16-25	157
12 PM	43	**121**	118	21	0	0	0	0	0	0	0	0	0	0	303	15-24	172
13:00	**50**	103	128	23	2	**1**	0	0	0	0	0	0	0	0	**307**	15-24	166
14:00	26	84	**136**	19	**3**	0	0	0	0	0	0	0	0	0	268	16-25	164
15:00	48	107	128	10	3	0	0	0	0	0	0	0	0	0	296	15-24	167
16:00	44	99	128	18	0	0	0	0	0	0	0	0	0	0	289	15-24	163
17:00	36	70	130	**27**	2	0	0	0	0	0	0	0	0	0	265	17-26	150
18:00	18	33	88	26	1	1	0	0	0	0	0	0	0	0	167	18-27	100
19:00	12	52	70	18	3	0	0	0	0	0	0	0	0	0	155	16-25	92
20:00	5	37	56	10	1	0	0	0	0	0	0	0	0	0	109	16-25	71
21:00	6	19	29	6	3	0	0	0	0	0	0	0	0	0	63	17-26	36
22:00	3	15	21	6	2	0	0	0	0	0	0	0	0	0	47	16-25	28
23:00	4	5	9	0	0	1	0	0	0	0	0	0	0	0	19	15-24	10
Total	464	1090	1585	305	32	5	0	0	0	0	0	0	0	0	3481		
Percent	13.3%	31.3%	45.5%	8.8%	0.9%	0.1%	0.0%	0.0%	0.0%	0.0%	0.0%	0.0%	0.0%	0.0%			
AM Peak	10:00	11:00	11:00	07:00	07:00	10:00									11:00		
Vol.	47	89	125	26	4	2									277		
PM Peak	13:00	12:00	14:00	17:00	14:00	13:00									13:00		
Vol.	50	121	136	27	3	1									307		

Pioneer Valley Planning Commission
60 Congress Street
Springfield, MA 01104
(413) 781-6045

Location : West Springfield
Operator : AB, MB
Counter # : 1446
Road Class : U5

Site Code: 9712
Station ID:
Union St
S/O Bridge St
Latitude: 0' 0.0000 Undefined

SB

Start Time	1 15	16 20	21 25	26 30	31 35	36 40	41 45	46 50	51 55	56 60	61 65	66 70	71 75	76 999	Total	Pace Speed	Number in Pace
05/31/12	2	7	6	2	1	0	0	0	0	0	0	0	0	0	18	14-23	10
01:00	0	0	7	3	0	0	0	0	0	0	0	0	0	0	10	20-29	9
02:00	0	4	3	0	1	0	0	0	0	0	0	0	0	0	8	16-25	5
03:00	0	0	0	0	0	0	0	0	0	0	0	0	0	0	0	*	*
04:00	1	0	4	3	1	0	0	0	0	0	0	0	0	0	9	20-29	6
05:00	0	8	9	6	1	0	0	0	0	0	0	0	0	0	24	16-25	14
06:00	6	10	36	23	0	0	0	0	0	0	0	0	0	0	75	20-29	48
07:00	4	33	85	**28**	1	**1**	0	0	0	0	0	0	0	0	152	18-27	103
08:00	**38**	56	**100**	25	1	0	0	0	0	0	0	0	0	0	**220**	17-26	116
09:00	38	**58**	71	13	0	0	0	0	0	0	0	0	0	0	180	15-24	91
10:00	*	*	*	*	*	*	*	*	*	*	*	*	*	*	*	*	*
11:00	*	*	*	*	*	*	*	*	*	*	*	*	*	*	*	*	*
12 PM	*	*	*	*	*	*	*	*	*	*	*	*	*	*	*	*	*
13:00	*	*	*	*	*	*	*	*	*	*	*	*	*	*	*	*	*
14:00	*	*	*	*	*	*	*	*	*	*	*	*	*	*	*	*	*
15:00	*	*	*	*	*	*	*	*	*	*	*	*	*	*	*	*	*
16:00	*	*	*	*	*	*	*	*	*	*	*	*	*	*	*	*	*
17:00	*	*	*	*	*	*	*	*	*	*	*	*	*	*	*	*	*
18:00	*	*	*	*	*	*	*	*	*	*	*	*	*	*	*	*	*
19:00	*	*	*	*	*	*	*	*	*	*	*	*	*	*	*	*	*
20:00	*	*	*	*	*	*	*	*	*	*	*	*	*	*	*	*	*
21:00	*	*	*	*	*	*	*	*	*	*	*	*	*	*	*	*	*
22:00	*	*	*	*	*	*	*	*	*	*	*	*	*	*	*	*	*
23:00	*	*	*	*	*	*	*	*	*	*	*	*	*	*	*	*	*
Total	89	176	321	103	6	1	0	0	0	0	0	0	0	0	696		
Percent	12.8%	25.3%	46.1%	14.8%	0.9%	0.1%	0.0%	0.0%	0.0%	0.0%	0.0%	0.0%	0.0%	0.0%			
AM Peak	08:00	09:00	08:00	07:00	00:00	07:00									08:00		
Vol.	38	58	100	28	1	1									220		
PM Peak Vol.																	
Total	895	2028	2832	584	56	7	0	0	0	0	0	0	0	0	6402		
Percent	14.0%	31.7%	44.2%	9.1%	0.9%	0.1%	0.0%	0.0%	0.0%	0.0%	0.0%	0.0%	0.0%	0.0%			

15th Percentile :	9 MPH
50th Percentile :	18 MPH
85th Percentile :	24 MPH
95th Percentile :	27 MPH

Stats

10 MPH Pace Speed :	16-25 MPH
Number in Pace :	3560
Percent in Pace :	55.6%
Number of Vehicles > 55 MPH :	0
Percent of Vehicles > 55 MPH :	0.0%
Mean Speed(Average) :	18 MPH

Pioneer Valley Planning Commission
60 Congress Street
Springfield, MA 01104
(413) 781-6045

Location : West Springfield
Operator : AB, MB
Counter # : 1446
Road Class : U5

Site Code: 9712
Station ID:
Union St
S/O Bridge St
Latitude: 0' 0.0000 Undefined

NB

Start Time	1 15	16 20	21 25	26 30	31 35	36 40	41 45	46 50	51 55	56 60	61 65	66 70	71 75	76 999	Total	Pace Speed	Number in Pace
05/29/12	*	*	*	*	*	*	*	*	*	*	*	*	*	*	*	*	*
01:00	*	*	*	*	*	*	*	*	*	*	*	*	*	*	*	*	*
02:00	*	*	*	*	*	*	*	*	*	*	*	*	*	*	*	*	*
03:00	*	*	*	*	*	*	*	*	*	*	*	*	*	*	*	*	*
04:00	*	*	*	*	*	*	*	*	*	*	*	*	*	*	*	*	*
05:00	*	*	*	*	*	*	*	*	*	*	*	*	*	*	*	*	*
06:00	*	*	*	*	*	*	*	*	*	*	*	*	*	*	*	*	*
07:00	*	*	*	*	*	*	*	*	*	*	*	*	*	*	*	*	*
08:00	*	*	*	*	*	*	*	*	*	*	*	*	*	*	*	*	*
09:00	*	*	*	*	*	*	*	*	*	*	*	*	*	*	*	*	*
10:00	*	*	*	*	*	*	*	*	*	*	*	*	*	*	*	*	*
11:00	*	*	*	*	*	*	*	*	*	*	*	*	*	*	*	*	*
12 PM	78	71	185	57	6	1	0	0	0	0	0	0	0	0	398	18-27	201
13:00	73	66	**202**	82	**11**	0	**1**	0	0	0	0	0	0	0	**435**	19-28	229
14:00	**87**	69	148	58	8	0	0	0	0	0	0	0	0	0	370	18-27	166
15:00	73	**81**	202	62	8	0	0	0	0	0	0	0	0	0	426	18-27	224
16:00	79	51	172	75	4	1	0	0	0	0	0	0	0	0	382	19-28	193
17:00	55	78	199	**91**	5	0	0	0	0	0	0	0	0	0	428	19-28	239
18:00	35	38	134	57	6	0	0	0	0	0	0	0	0	0	270	19-28	156
19:00	29	26	132	49	8	0	0	0	0	0	0	0	0	0	244	19-28	150
20:00	15	45	69	22	0	0	0	0	0	0	0	0	0	0	151	17-26	87
21:00	24	21	40	17	0	0	0	0	0	0	0	0	0	0	102	18-27	46
22:00	11	14	23	14	1	0	0	0	0	0	0	0	0	0	63	18-27	30
23:00	7	8	20	4	1	0	0	0	0	0	0	0	0	0	40	18-27	21
Total	566	568	1526	588	58	2	1	0	0	0	0	0	0	0	3309		
Percent	17.1%	17.2%	46.1%	17.8%	1.8%	0.1%	0.0%	0.0%	0.0%	0.0%	0.0%	0.0%	0.0%	0.0%			
AM Peak Vol.																	
PM Peak Vol.	14:00 87	15:00 81	13:00 202	17:00 91	13:00 11	12:00 1	13:00 1								13:00 435		

Pioneer Valley Planning Commission
60 Congress Street
Springfield, MA 01104
(413) 781-6045

Location : West Springfield
Operator : AB, MB
Counter # : 1446
Road Class : U5

Site Code: 9712
Station ID:
Union St
S/O Bridge St
Latitude: 0' 0.0000 Undefined

NB

Start Time	1 15	16 20	21 25	26 30	31 35	36 40	41 45	46 50	51 55	56 60	61 65	66 70	71 75	76 999	Total	Pace Speed	Number in Pace
05/30/12	4	3	5	3	1	0	0	0	0	0	0	0	0	0	16	20-29	6
01:00	1	4	7	2	1	0	0	0	0	0	0	0	0	0	15	16-25	9
02:00	2	3	3	0	0	0	0	0	0	0	0	0	0	0	8	16-25	4
03:00	4	3	3	0	0	1	0	0	0	0	0	0	0	0	11	7-16	5
04:00	4	4	5	3	0	0	0	0	0	0	0	0	0	0	16	15-24	7
05:00	2	7	15	12	0	0	0	0	0	0	0	0	0	0	36	20-29	22
06:00	9	18	31	16	3	0	0	0	0	0	0	0	0	0	77	17-26	40
07:00	25	39	74	25	1	0	0	0	0	0	0	0	0	0	164	17-26	87
08:00	65	54	94	51	3	0	0	0	0	0	0	0	0	0	267	18-27	113
09:00	63	55	114	33	4	0	0	0	0	0	0	0	0	0	269	17-26	125
10:00	61	65	149	43	1	0	0	0	0	0	0	0	0	0	319	17-26	164
11:00	71	73	159	57	3	1	0	0	0	0	0	0	0	0	364	18-27	180
12 PM	97	76	193	61	5	1	0	0	0	0	0	0	0	0	433	18-27	208
13:00	68	82	189	58	5	0	0	0	0	0	0	0	0	0	402	18-27	211
14:00	70	85	181	70	3	0	0	0	0	0	0	0	0	0	409	18-27	210
15:00	75	67	166	62	8	0	0	0	0	0	0	0	0	0	378	18-27	185
16:00	76	62	212	81	8	0	0	0	0	0	0	0	0	0	439	19-28	236
17:00	63	75	186	85	8	1	0	0	0	0	0	0	0	0	418	19-28	221
18:00	49	43	143	58	7	0	0	0	0	0	0	0	0	0	300	19-28	162
19:00	26	34	89	44	5	0	1	0	0	0	0	0	0	0	199	19-28	108
20:00	28	46	88	29	2	1	0	0	0	0	0	0	0	0	194	17-26	104
21:00	13	36	81	32	2	0	0	0	0	0	0	0	0	0	164	18-27	98
22:00	9	18	32	17	2	0	0	0	0	0	0	0	0	0	78	18-27	41
23:00	7	13	10	8	1	0	0	0	0	0	0	0	0	0	39	13-22	18
Total	892	965	2229	850	73	5	1	0	0	0	0	0	0	0	5015		
Percent	17.8%	19.2%	44.4%	16.9%	1.5%	0.1%	0.0%	0.0%	0.0%	0.0%	0.0%	0.0%	0.0%	0.0%			
AM Peak	11:00	11:00	11:00	11:00	09:00	03:00									11:00		
Vol.	71	73	159	57	4	1									364		
PM Peak	12:00	14:00	16:00	17:00	15:00	12:00	19:00								16:00		
Vol.	97	85	212	85	8	1	1								439		

Pioneer Valley Planning Commission
60 Congress Street
Springfield, MA 01104
(413) 781-6045

Location : West Springfield
Operator : AB, MB
Counter # : 1446
Road Class : U5

Site Code: 9712
Station ID:
Union St
S/O Bridge St
Latitude: 0' 0.0000 Undefined

NB

Start Time	1 15	16 20	21 25	26 30	31 35	36 40	41 45	46 50	51 55	56 60	61 65	66 70	71 75	76 999	Total	Pace Speed	Number in Pace
05/31/12	7	5	10	5	1	0	0	0	0	0	0	0	0	0	28	17-26	12
01:00	0	3	8	3	0	0	0	0	0	0	0	0	0	0	14	17-26	10
02:00	0	5	3	1	0	0	0	0	0	0	0	0	0	0	9	15-24	6
03:00	1	0	4	0	1	0	0	0	0	0	0	0	0	0	6	18-27	4
04:00	0	3	7	2	0	0	0	0	0	0	0	0	0	0	12	18-27	9
05:00	2	5	13	10	1	0	0	0	0	0	0	0	0	0	31	19-28	19
06:00	11	14	35	13	1	0	0	0	0	0	0	0	0	0	74	18-27	40
07:00	40	23	**96**	33	3	0	0	0	0	0	0	0	0	0	195	19-28	102
08:00	**55**	**54**	89	**57**	**9**	0	0	0	0	0	0	0	0	0	**264**	19-28	114
09:00	43	53	90	34	5	0	0	0	0	0	0	0	0	0	225	17-26	108
10:00	*	*	*	*	*	*	*	*	*	*	*	*	*	*	*	*	*
11:00	*	*	*	*	*	*	*	*	*	*	*	*	*	*	*	*	*
12 PM	*	*	*	*	*	*	*	*	*	*	*	*	*	*	*	*	*
13:00	*	*	*	*	*	*	*	*	*	*	*	*	*	*	*	*	*
14:00	*	*	*	*	*	*	*	*	*	*	*	*	*	*	*	*	*
15:00	*	*	*	*	*	*	*	*	*	*	*	*	*	*	*	*	*
16:00	*	*	*	*	*	*	*	*	*	*	*	*	*	*	*	*	*
17:00	*	*	*	*	*	*	*	*	*	*	*	*	*	*	*	*	*
18:00	*	*	*	*	*	*	*	*	*	*	*	*	*	*	*	*	*
19:00	*	*	*	*	*	*	*	*	*	*	*	*	*	*	*	*	*
20:00	*	*	*	*	*	*	*	*	*	*	*	*	*	*	*	*	*
21:00	*	*	*	*	*	*	*	*	*	*	*	*	*	*	*	*	*
22:00	*	*	*	*	*	*	*	*	*	*	*	*	*	*	*	*	*
23:00	*	*	*	*	*	*	*	*	*	*	*	*	*	*	*	*	*
Total	159	165	355	158	21	0	0	0	0	0	0	0	0	0	858		
Percent	18.5%	19.2%	41.4%	18.4%	2.4%	0.0%	0.0%	0.0%	0.0%	0.0%	0.0%	0.0%	0.0%	0.0%			
AM Peak	08:00	08:00	07:00	08:00	08:00										08:00		
Vol.	55	54	96	57	9										264		
PM Peak Vol.																	
Total	1617	1698	4110	1596	152	7	2	0	0	0	0	0	0	0	9182		
Percent	17.6%	18.5%	44.8%	17.4%	1.7%	0.1%	0.0%	0.0%	0.0%	0.0%	0.0%	0.0%	0.0%	0.0%			

15th Percentile :	8 MPH
50th Percentile :	19 MPH
85th Percentile :	25 MPH
95th Percentile :	28 MPH

Stats

10 MPH Pace Speed :	18-27 MPH
Number in Pace :	4676
Percent in Pace :	50.9%
Number of Vehicles > 55 MPH :	0
Percent of Vehicles > 55 MPH :	0.0%
Mean Speed(Average) :	19 MPH

Pioneer Valley Planning Commission
60 Congress Street
Springfield, MA 01104
(413) 781-6045

Location : West Springfield
Operator : AB, MB
Counter # : 1477
Road Class : U6

Site Code: 9713
Station ID:
Union St
S/O Memorial Ave
Latitude: 0' 0.0000 Undefined

SB

Start Time	1 15	16 20	21 25	26 30	31 35	36 40	41 45	46 50	51 55	56 60	61 65	66 70	71 75	76 999	Total	Pace Speed	Number in Pace
05/21/12	*	*	*	*	*	*	*	*	*	*	*	*	*	*	*	*	*
01:00	*	*	*	*	*	*	*	*	*	*	*	*	*	*	*	*	*
02:00	*	*	*	*	*	*	*	*	*	*	*	*	*	*	*	*	*
03:00	*	*	*	*	*	*	*	*	*	*	*	*	*	*	*	*	*
04:00	*	*	*	*	*	*	*	*	*	*	*	*	*	*	*	*	*
05:00	*	*	*	*	*	*	*	*	*	*	*	*	*	*	*	*	*
06:00	*	*	*	*	*	*	*	*	*	*	*	*	*	*	*	*	*
07:00	*	*	*	*	*	*	*	*	*	*	*	*	*	*	*	*	*
08:00	*	*	*	*	*	*	*	*	*	*	*	*	*	*	*	*	*
09:00	*	*	*	*	*	*	*	*	*	*	*	*	*	*	*	*	*
10:00	*	*	*	*	*	*	*	*	*	*	*	*	*	*	*	*	*
11:00	*	*	*	*	*	*	*	*	*	*	*	*	*	*	*	*	*
12 PM	*	*	*	*	*	*	*	*	*	*	*	*	*	*	*	*	*
13:00	**21**	**37**	85	53	13	2	0	0	0	0	0	0	0	0	**211**	19-28	113
14:00	19	29	65	**73**	**17**	3	0	0	0	0	0	0	0	0	206	21-30	111
15:00	9	27	61	41	16	**5**	0	0	0	0	0	0	0	0	159	20-29	86
16:00	13	23	63	44	12	4	0	0	0	0	0	0	0	0	159	20-29	88
17:00	10	27	**87**	32	3	1	0	0	0	0	0	0	0	0	160	19-28	103
18:00	3	23	49	30	4	2	**1**	0	0	0	0	0	0	0	112	19-28	68
19:00	2	9	44	26	7	0	0	0	0	0	0	0	0	0	88	20-29	60
20:00	3	13	22	12	6	1	0	0	0	0	0	0	0	0	57	17-26	30
21:00	0	5	11	9	4	2	0	0	0	0	0	0	0	0	31	21-30	17
22:00	0	0	7	8	3	1	0	0	0	0	0	0	0	0	19	21-30	14
23:00	0	0	2	2	0	0	0	0	0	0	0	0	0	0	4	21-30	4
Total	80	193	496	330	85	21	1	0	0	0	0	0	0	0	1206		
Percent	6.6%	16.0%	41.1%	27.4%	7.0%	1.7%	0.1%	0.0%	0.0%	0.0%	0.0%	0.0%	0.0%	0.0%			
AM Peak Vol.																	
PM Peak Vol.	13:00 21	13:00 37	17:00 87	14:00 73	14:00 17	15:00 5	18:00 1								13:00 211		

Pioneer Valley Planning Commission
60 Congress Street
Springfield, MA 01104
(413) 781-6045

Location : West Springfield
Operator : AB, MB
Counter # : 1477
Road Class : U6

Site Code: 9713
Station ID:
Union St
S/O Memorial Ave
Latitude: 0' 0.0000 Undefined

SB

Start Time	1 15	16 20	21 25	26 30	31 35	36 40	41 45	46 50	51 55	56 60	61 65	66 70	71 75	76 999	Total	Pace Speed	Number in Pace
05/22/12	0	0	1	1	2	0	**1**	0	0	0	0	0	0	0	5	24-33	3
01:00	0	2	3	1	1	0	0	0	0	0	0	0	0	0	7	18-27	4
02:00	0	1	1	2	1	0	0	0	0	0	0	0	0	0	5	20-29	3
03:00	0	0	4	0	2	0	0	0	0	0	0	0	0	0	6	16-25	4
04:00	2	1	3	7	3	0	0	0	0	0	0	0	0	0	16	22-31	9
05:00	0	2	11	15	8	1	0	**1**	0	0	0	0	0	0	38	23-32	24
06:00	2	0	13	29	20	4	1	0	0	0	0	0	0	0	69	25-34	45
07:00	1	1	19	40	**24**	1	0	0	0	0	0	0	0	0	86	24-33	61
08:00	11	6	35	42	**28**	**6**	0	0	0	0	0	0	0	0	128	22-31	68
09:00	**7**	23	62	43	13	4	0	0	0	0	0	0	0	0	152	20-29	88
10:00	6	24	50	42	13	3	0	0	0	0	0	0	0	0	138	20-29	77
11:00	**26**	**30**	**68**	**53**	14	3	0	0	0	0	0	0	0	0	**194**	20-29	96
12 PM	13	39	72	59	17	1	0	0	0	0	0	0	0	0	201	20-29	108
13:00	**17**	**40**	72	**63**	9	0	0	0	0	0	0	0	0	0	201	20-29	109
14:00	14	37	72	62	16	**2**	0	0	0	0	0	0	0	0	**203**	20-29	110
15:00	11	22	76	**46**	**21**	2	0	0	0	0	0	0	0	0	178	20-29	103
16:00	9	22	**82**	54	9	1	0	0	0	0	0	0	0	0	177	20-29	114
17:00	5	**31**	69	52	13	0	0	0	0	0	0	0	0	0	170	20-29	102
18:00	2	12	51	42	6	1	**1**	0	0	0	0	0	0	0	115	20-29	79
19:00	**3**	18	36	**34**	**4**	0	0	0	0	0	0	0	0	0	95	20-29	58
20:00	3	8	34	21	2	1	0	0	0	0	0	0	0	0	69	20-29	46
21:00	**2**	2	13	11	5	1	0	0	0	0	0	0	0	0	34	22-31	20
22:00	1	0	3	4	3	0	1	0	0	0	0	0	0	0	12	23-32	7
23:00	0	2	0	4	2	0	0	0	0	0	0	0	0	0	8	24-33	5
Total	135	323	850	727	236	31	4	1	0	0	0	0	0	0	2307		
Percent	5.9%	14.0%	36.8%	31.5%	10.2%	1.3%	0.2%	0.0%	0.0%	0.0%	0.0%	0.0%	0.0%	0.0%			
AM Peak	11:00	11:00	11:00	11:00	08:00	08:00	00:00	05:00							11:00		
Vol.	26	30	68	53	28	6	1	1							194		
PM Peak	13:00	13:00	16:00	13:00	15:00	14:00	18:00								14:00		
Vol.	17	40	82	63	21	2	1								203		

Pioneer Valley Planning Commission
60 Congress Street
Springfield, MA 01104
(413) 781-6045

Location : West Springfield
Operator : AB, MB
Counter # : 1477
Road Class : U6

Site Code: 9713
Station ID:
Union St
S/O Memorial Ave
Latitude: 0' 0.0000 Undefined

SB

Start Time	1 15	16 20	21 25	26 30	31 35	36 40	41 45	46 50	51 55	56 60	61 65	66 70	71 75	76 999	Total	Pace Speed	Number in Pace
05/23/12	0	0	0	3	2	0	0	0	0	0	0	0	0	0	5	27-36	4
01:00	0	0	5	3	2	0	0	0	0	0	0	0	0	0	10	22-31	7
02:00	0	1	1	2	0	0	0	0	0	0	0	0	0	0	4	24-33	2
03:00	0	0	2	4	3	1	0	0	0	0	0	0	0	0	10	24-33	7
04:00	0	0	3	5	3	1	0	0	0	0	0	0	0	0	12	23-32	8
05:00	1	2	7	13	21	0	0	0	0	0	0	0	0	0	44	26-35	30
06:00	1	4	9	27	23	1	0	0	0	0	0	0	0	0	65	25-34	44
07:00	1	7	19	49	26	5	2	0	0	0	0	0	0	0	109	24-33	69
08:00	4	6	23	48	29	6	1	0	0	0	0	0	0	0	117	24-33	71
09:00	10	20	57	49	16	4	0	0	0	0	0	0	0	0	156	21-30	88
10:00	13	23	47	63	16	3	0	0	0	0	0	0	0	0	165	21-30	90
11:00	4	30	57	59	13	4	0	0	0	0	0	0	0	0	167	20-29	97
12 PM	*	*	*	*	*	*	*	*	*	*	*	*	*	*	*	*	*
13:00	*	*	*	*	*	*	*	*	*	*	*	*	*	*	*	*	*
14:00	*	*	*	*	*	*	*	*	*	*	*	*	*	*	*	*	*
15:00	*	*	*	*	*	*	*	*	*	*	*	*	*	*	*	*	*
16:00	*	*	*	*	*	*	*	*	*	*	*	*	*	*	*	*	*
17:00	*	*	*	*	*	*	*	*	*	*	*	*	*	*	*	*	*
18:00	*	*	*	*	*	*	*	*	*	*	*	*	*	*	*	*	*
19:00	*	*	*	*	*	*	*	*	*	*	*	*	*	*	*	*	*
20:00	*	*	*	*	*	*	*	*	*	*	*	*	*	*	*	*	*
21:00	*	*	*	*	*	*	*	*	*	*	*	*	*	*	*	*	*
22:00	*	*	*	*	*	*	*	*	*	*	*	*	*	*	*	*	*
23:00	*	*	*	*	*	*	*	*	*	*	*	*	*	*	*	*	*
Total	34	93	230	325	154	25	3	0	0	0	0	0	0	0	864		
Percent	3.9%	10.8%	26.6%	37.6%	17.8%	2.9%	0.3%	0.0%	0.0%	0.0%	0.0%	0.0%	0.0%	0.0%			
AM Peak	10:00	11:00	09:00	10:00	08:00	08:00	07:00								11:00		
Vol.	13	30	57	63	29	6	2								167		
PM Peak																	
Vol.																	
Total	249	609	1576	1382	475	77	8	1	0	0	0	0	0	0	4377		
Percent	5.7%	13.9%	36.0%	31.6%	10.9%	1.8%	0.2%	0.0%	0.0%	0.0%	0.0%	0.0%	0.0%	0.0%			

15th Percentile :	14 MPH
50th Percentile :	23 MPH
85th Percentile :	29 MPH
95th Percentile :	33 MPH

Stats

10 MPH Pace Speed :	21-30 MPH
Number in Pace :	2451
Percent in Pace :	56.0%
Number of Vehicles > 55 MPH :	0
Percent of Vehicles > 55 MPH :	0.0%
Mean Speed(Average) :	23 MPH

Pioneer Valley Planning Commission
60 Congress Street
Springfield, MA 01104
(413) 781-6045

Location : West Springfield
Operator : AB, MB
Counter # : 1477
Road Class : U6

Site Code: 9713
Station ID:
Union St
S/O Memorial Ave
Latitude: 0' 0.0000 Undefined

NB

Start Time	1 15	16 20	21 25	26 30	31 35	36 40	41 45	46 50	51 55	56 60	61 65	66 70	71 75	76 999	Total	Pace Speed	Number in Pace
05/21/12	*	*	*	*	*	*	*	*	*	*	*	*	*	*	*	*	*
01:00	*	*	*	*	*	*	*	*	*	*	*	*	*	*	*	*	*
02:00	*	*	*	*	*	*	*	*	*	*	*	*	*	*	*	*	*
03:00	*	*	*	*	*	*	*	*	*	*	*	*	*	*	*	*	*
04:00	*	*	*	*	*	*	*	*	*	*	*	*	*	*	*	*	*
05:00	*	*	*	*	*	*	*	*	*	*	*	*	*	*	*	*	*
06:00	*	*	*	*	*	*	*	*	*	*	*	*	*	*	*	*	*
07:00	*	*	*	*	*	*	*	*	*	*	*	*	*	*	*	*	*
08:00	*	*	*	*	*	*	*	*	*	*	*	*	*	*	*	*	*
09:00	*	*	*	*	*	*	*	*	*	*	*	*	*	*	*	*	*
10:00	*	*	*	*	*	*	*	*	*	*	*	*	*	*	*	*	*
11:00	*	*	*	*	*	*	*	*	*	*	*	*	*	*	*	*	*
12 PM	*	*	*	*	*	*	*	*	*	*	*	*	*	*	*	*	*
13:00	**42**	79	74	**39**	9	0	0	0	0	0	0	0	0	0	**243**	15-24	114
14:00	23	78	90	33	**11**	1	**1**	0	0	0	0	0	0	0	237	16-25	127
15:00	12	65	92	29	8	0	0	0	0	0	0	0	0	0	206	17-26	121
16:00	19	59	**94**	28	10	0	0	0	0	0	0	0	0	0	210	17-26	118
17:00	19	**101**	69	23	2	0	0	0	0	0	0	0	0	0	214	14-23	127
18:00	4	55	64	15	3	**2**	0	0	0	0	0	0	0	0	143	16-25	91
19:00	8	37	33	12	7	2	0	0	0	0	0	0	0	0	99	15-24	53
20:00	3	35	33	1	0	0	0	0	0	0	0	0	0	0	72	15-24	50
21:00	2	14	20	8	3	1	0	0	0	0	0	0	0	0	48	17-26	27
22:00	0	0	10	5	1	2	0	0	0	0	0	0	0	0	18	21-30	13
23:00	0	0	7	8	6	1	0	0	0	0	0	0	0	0	22	23-32	15
Total	132	523	586	201	60	9	1	0	0	0	0	0	0	0	1512		
Percent	8.7%	34.6%	38.8%	13.3%	4.0%	0.6%	0.1%	0.0%	0.0%	0.0%	0.0%	0.0%	0.0%	0.0%			
AM Peak																	
Vol.																	
PM Peak	13:00	17:00	16:00	13:00	14:00	18:00	14:00								13:00		
Vol.	42	101	94	39	11	2	1								243		

Pioneer Valley Planning Commission
60 Congress Street
Springfield, MA 01104
(413) 781-6045

Location : West Springfield
Operator : AB, MB
Counter # : 1477
Road Class : U6

Site Code: 9713
Station ID:
Union St
S/O Memorial Ave
Latitude: 0' 0.0000 Undefined

NB

Start Time	1 15	16 20	21 25	26 30	31 35	36 40	41 45	46 50	51 55	56 60	61 65	66 70	71 75	76 999	Total	Pace Speed	Number in Pace
05/22/12	1	1	2	2	0	1	0	0	0	0	0	0	0	0	7	21-30	3
01:00	0	2	2	1	0	0	0	0	0	0	0	0	0	0	5	18-27	3
02:00	0	1	0	1	2	0	0	0	0	0	0	0	0	0	4	29-38	2
03:00	0	1	2	1	0	0	0	0	0	0	0	0	0	0	4	16-25	3
04:00	1	2	1	3	0	0	0	0	0	0	0	0	0	0	7	10-19	3
05:00	0	1	4	5	1	0	0	0	0	0	0	0	0	0	11	20-29	8
06:00	0	3	15	8	4	1	0	0	0	0	0	0	0	0	31	21-30	20
07:00	0	15	19	14	7	2	0	2	0	0	0	0	0	0	59	17-26	30
08:00	9	27	30	21	10	0	0	0	0	0	0	0	0	0	97	17-26	45
09:00	12	42	54	20	12	0	1	0	0	0	0	0	0	0	141	16-25	74
10:00	13	43	71	31	12	0	0	0	0	0	0	0	0	0	170	17-26	92
11:00	23	62	80	21	5	0	0	0	0	0	0	0	0	0	191	16-25	105
12 PM	27	86	95	30	6	0	0	0	0	0	0	0	0	0	244	16-25	134
13:00	23	80	93	31	4	1	0	0	0	0	0	0	0	0	232	16-25	130
14:00	18	61	90	33	10	0	0	0	0	0	0	0	0	0	212	17-26	117
15:00	16	86	86	26	3	2	0	0	0	0	0	0	0	0	219	15-24	128
16:00	19	93	96	30	5	1	0	0	0	0	0	0	0	0	244	15-24	141
17:00	10	80	108	26	7	1	0	0	0	0	0	0	0	0	232	16-25	144
18:00	9	52	67	22	4	0	0	0	0	0	0	0	0	0	154	16-25	91
19:00	7	30	54	10	2	0	0	0	0	0	0	0	0	0	103	17-26	65
20:00	4	21	43	10	2	2	0	0	0	0	0	0	0	0	82	17-26	52
21:00	2	12	17	4	0	0	0	0	0	0	0	0	0	0	35	16-25	22
22:00	0	3	8	13	4	1	0	0	0	0	0	0	0	0	29	22-31	19
23:00	0	2	8	8	6	0	0	0	0	0	0	0	0	0	24	22-31	15
Total	194	806	1045	371	106	12	1	2	0	0	0	0	0	0	2537		
Percent	7.6%	31.8%	41.2%	14.6%	4.2%	0.5%	0.0%	0.1%	0.0%	0.0%	0.0%	0.0%	0.0%	0.0%			
AM Peak	11:00	11:00	11:00	10:00	09:00	07:00	09:00	07:00							11:00		
Vol.	23	62	80	31	12	2	1	2							191		
PM Peak	12:00	16:00	17:00	14:00	14:00	15:00									12:00		
Vol.	27	93	108	33	10	2									244		

Pioneer Valley Planning Commission
60 Congress Street
Springfield, MA 01104
(413) 781-6045

Location : West Springfield
Operator : AB, MB
Counter # : 1477
Road Class : U6

Site Code: 9713
Station ID:
Union St
S/O Memorial Ave
Latitude: 0' 0.0000 Undefined

NB

Start Time	1 15	16 20	21 25	26 30	31 35	36 40	41 45	46 50	51 55	56 60	61 65	66 70	71 75	76 999	Total	Pace Speed	Number in Pace
05/23/12	1	0	0	1	0	0	0	0	0	0	0	0	0	0	2	5-14	1
01:00	1	0	5	3	0	0	0	0	0	0	0	0	0	0	9	20-29	7
02:00	0	0	4	1	1	0	0	0	0	0	0	0	0	0	6	19-28	5
03:00	0	0	5	2	0	0	0	0	0	0	0	0	0	0	7	21-30	6
04:00	0	0	5	2	1	0	0	0	0	0	0	0	0	0	8	21-30	6
05:00	0	1	7	6	3	0	0	0	0	0	0	0	0	0	17	21-30	12
06:00	1	6	6	11	3	2	0	0	0	0	0	0	0	0	29	22-31	14
07:00	4	8	22	18	11	4	2	0	0	0	0	0	0	0	69	20-29	34
08:00	7	34	40	28	12	1	0	0	0	0	0	0	0	0	122	17-26	61
09:00	13	30	54	28	6	1	0	1	0	0	0	0	0	0	133	18-27	70
10:00	12	54	80	28	4	1	1	0	0	0	0	0	0	0	180	17-26	105
11:00	16	74	78	33	10	2	0	0	0	0	0	0	0	0	213	16-25	116
12 PM	*	*	*	*	*	*	*	*	*	*	*	*	*	*	*	*	*
13:00	*	*	*	*	*	*	*	*	*	*	*	*	*	*	*	*	*
14:00	*	*	*	*	*	*	*	*	*	*	*	*	*	*	*	*	*
15:00	*	*	*	*	*	*	*	*	*	*	*	*	*	*	*	*	*
16:00	*	*	*	*	*	*	*	*	*	*	*	*	*	*	*	*	*
17:00	*	*	*	*	*	*	*	*	*	*	*	*	*	*	*	*	*
18:00	*	*	*	*	*	*	*	*	*	*	*	*	*	*	*	*	*
19:00	*	*	*	*	*	*	*	*	*	*	*	*	*	*	*	*	*
20:00	*	*	*	*	*	*	*	*	*	*	*	*	*	*	*	*	*
21:00	*	*	*	*	*	*	*	*	*	*	*	*	*	*	*	*	*
22:00	*	*	*	*	*	*	*	*	*	*	*	*	*	*	*	*	*
23:00	*	*	*	*	*	*	*	*	*	*	*	*	*	*	*	*	*
Total	55	207	306	161	51	11	3	1	0	0	0	0	0	0	795		
Percent	6.9%	26.0%	38.5%	20.3%	6.4%	1.4%	0.4%	0.1%	0.0%	0.0%	0.0%	0.0%	0.0%	0.0%			
AM Peak	11:00	11:00	10:00	11:00	08:00	07:00	07:00	09:00							11:00		
Vol.	16	74	80	33	12	4	2	1							213		
PM Peak Vol.																	
Total	381	1536	1937	733	217	32	5	3	0	0	0	0	0	0	4844		
Percent	7.9%	31.7%	40.0%	15.1%	4.5%	0.7%	0.1%	0.1%	0.0%	0.0%	0.0%	0.0%	0.0%	0.0%			

	15th Percentile :	12 MPH
	50th Percentile :	19 MPH
	85th Percentile :	26 MPH
	95th Percentile :	30 MPH
Stats	10 MPH Pace Speed :	16-25 MPH
	Number in Pace :	2668
	Percent in Pace :	55.1%
	Number of Vehicles > 55 MPH :	0
	Percent of Vehicles > 55 MPH :	0.0%
	Mean Speed(Average) :	20 MPH

Pioneer Valley Planning Commission
60 Congress Street
Springfield, MA 01104
(413) 781-6045

Location : West Springfield
Operator : AB, MB
Counter # : 1843
Road Class : U6

Site Code: 8965
Station ID:
Main St
S/O Bridge St
Latitude: 0' 0.0000 Undefined

SB

Start Time	1 15	16 20	21 25	26 30	31 35	36 40	41 45	46 50	51 55	56 60	61 65	66 70	71 75	76 999	Total	Pace Speed	Number in Pace
06/19/12	*	*	*	*	*	*	*	*	*	*	*	*	*	*	*	*	*
01:00	*	*	*	*	*	*	*	*	*	*	*	*	*	*	*	*	*
02:00	*	*	*	*	*	*	*	*	*	*	*	*	*	*	*	*	*
03:00	*	*	*	*	*	*	*	*	*	*	*	*	*	*	*	*	*
04:00	*	*	*	*	*	*	*	*	*	*	*	*	*	*	*	*	*
05:00	*	*	*	*	*	*	*	*	*	*	*	*	*	*	*	*	*
06:00	*	*	*	*	*	*	*	*	*	*	*	*	*	*	*	*	*
07:00	*	*	*	*	*	*	*	*	*	*	*	*	*	*	*	*	*
08:00	*	*	*	*	*	*	*	*	*	*	*	*	*	*	*	*	*
09:00	*	*	*	*	*	*	*	*	*	*	*	*	*	*	*	*	*
10:00	*	*	*	*	*	*	*	*	*	*	*	*	*	*	*	*	*
11:00	*	*	*	*	*	*	*	*	*	*	*	*	*	*	*	*	*
12 PM	28	23	143	123	32	1	0	0	0	0	0	0	0	0	350	21-30	219
13:00	24	32	114	148	30	4	0	0	0	0	0	0	0	0	352	21-30	216
14:00	26	24	104	137	30	**6**	0	0	0	0	0	0	0	0	327	21-30	199
15:00	**44**	**37**	**187**	**178**	27	0	1	0	0	0	0	0	0	0	**474**	21-30	295
16:00	35	27	107	150	30	4	0	0	0	0	0	0	0	0	353	22-31	209
17:00	29	20	92	111	**56**	0	**2**	0	0	0	0	0	0	0	310	22-31	172
18:00	10	10	37	91	28	5	1	0	0	0	0	0	0	0	182	23-32	116
19:00	10	8	38	76	37	2	0	0	0	0	0	0	0	0	171	23-32	106
20:00	19	2	34	63	20	1	0	0	0	0	0	0	0	0	139	22-31	82
21:00	7	4	35	37	14	3	0	0	0	0	0	0	0	0	100	22-31	61
22:00	6	4	11	32	7	1	0	0	0	0	0	0	0	0	61	23-32	37
23:00	7	1	10	19	12	1	0	0	0	0	0	0	0	0	50	23-32	27
Total	245	192	912	1165	323	28	4	0	0	0	0	0	0	0	2869		
Percent	8.5%	6.7%	31.8%	40.6%	11.3%	1.0%	0.1%	0.0%	0.0%	0.0%	0.0%	0.0%	0.0%	0.0%			
AM Peak																	
Vol.																	
PM Peak	15:00	15:00	15:00	15:00	17:00	14:00	17:00								15:00		
Vol.	44	37	187	178	56	6	2								474		

Pioneer Valley Planning Commission
60 Congress Street
Springfield, MA 01104
(413) 781-6045

Location : West Springfield
Operator : AB, MB
Counter # : 1843
Road Class : U6

Site Code: 8965
Station ID:
Main St
S/O Bridge St
Latitude: 0' 0.0000 Undefined

SB

Start Time	1 15	16 20	21 25	26 30	31 35	36 40	41 45	46 50	51 55	56 60	61 65	66 70	71 75	76 999	Total	Pace Speed	Number in Pace
06/20/12	1	0	12	10	7	2	0	0	0	0	0	0	0	0	32	21-30	20
01:00	0	1	3	1	4	1	0	0	0	0	0	0	0	0	10	25-34	5
02:00	0	0	2	3	1	0	0	0	0	0	0	0	0	0	6	21-30	5
03:00	2	1	2	5	3	0	0	0	0	0	0	0	0	0	13	24-33	7
04:00	0	0	2	5	4	1	**1**	0	0	0	0	0	0	0	13	26-35	8
05:00	14	3	7	15	5	2	1	0	0	0	0	0	0	0	47	4-13	17
06:00	15	5	22	35	25	2	1	0	0	0	0	0	0	0	105	24-33	52
07:00	**27**	12	25	**36**	37	5	1	0	0	0	0	0	0	0	143	25-34	58
08:00	14	21	36	87	27	2	1	0	0	0	0	0	0	0	188	23-32	107
09:00	23	19	53	101	32	3	0	0	0	0	0	0	0	0	231	22-31	130
10:00	13	**22**	61	90	**38**	**6**	1	0	0	0	0	0	0	0	231	22-31	131
11:00	20	20	**62**	**123**	24	4	1	0	0	0	0	0	0	0	**254**	22-31	156
12 PM	27	24	**95**	114	32	2	0	0	0	0	0	0	0	0	294	21-30	171
13:00	32	17	73	110	44	**8**	0	0	0	0	0	0	0	0	284	22-31	154
14:00	**33**	**25**	63	127	42	4	**1**	0	0	0	0	0	0	0	295	23-32	160
15:00	27	18	69	121	44	8	1	0	0	0	0	0	0	0	288	22-31	163
16:00	32	24	81	**130**	50	5	0	0	**1**	0	0	0	0	0	**323**	22-31	179
17:00	17	12	56	128	**51**	8	1	0	0	0	0	0	0	0	273	23-32	170
18:00	18	10	47	86	44	2	0	**1**	0	0	0	0	0	0	208	23-32	121
19:00	17	9	41	63	25	5	0	0	0	0	0	0	0	0	160	22-31	88
20:00	11	4	44	50	30	3	0	0	0	0	0	0	0	0	142	22-31	83
21:00	8	8	30	47	24	6	0	0	0	0	0	0	0	0	123	23-32	69
22:00	8	7	12	30	16	4	0	0	0	0	0	0	0	0	77	24-33	39
23:00	6	1	9	19	11	0	0	0	0	0	0	0	0	0	46	24-33	26
Total	365	263	907	1536	620	83	10	1	1	0	0	0	0	0	3786		
Percent	9.6%	6.9%	24.0%	40.6%	16.4%	2.2%	0.3%	0.0%	0.0%	0.0%	0.0%	0.0%	0.0%	0.0%			
AM Peak	07:00	10:00	11:00	11:00	10:00	10:00	04:00								11:00		
Vol.	27	22	62	123	38	6	1								254		
PM Peak	14:00	14:00	12:00	16:00	17:00	13:00	14:00	18:00	16:00						16:00		
Vol.	33	25	95	130	51	8	1	1	1						323		

Pioneer Valley Planning Commission
60 Congress Street
Springfield, MA 01104
(413) 781-6045

Location : West Springfield
Operator : AB, MB
Counter # : 1843
Road Class : U6

Site Code: 8965
Station ID:
Main St
S/O Bridge St
Latitude: 0' 0.0000 Undefined

SB

Start Time	1 15	16 20	21 25	26 30	31 35	36 40	41 45	46 50	51 55	56 60	61 65	66 70	71 75	76 999	Total	Pace Speed	Number in Pace
06/21/12	1	2	5	13	6	0	0	0	0	0	0	0	0	0	27	25-34	17
01:00	1	3	3	9	4	2	0	0	0	0	0	0	0	0	22	25-34	11
02:00	1	1	1	4	1	0	0	0	0	0	0	0	0	0	8	25-34	4
03:00	0	0	6	4	2	1	0	0	0	0	0	0	0	0	13	21-30	9
04:00	3	2	4	4	3	1	1	1	0	0	0	0	0	0	19	22-31	7
05:00	18	0	6	19	16	0	0	0	0	0	0	0	0	0	59	25-34	26
06:00	**32**	2	18	45	18	2	0	0	0	0	0	0	0	0	117	24-33	51
07:00	21	6	20	48	41	**6**	**2**	0	0	0	0	0	0	0	144	25-34	72
08:00	22	10	51	75	35	2	0	0	0	0	0	0	0	0	195	23-32	107
09:00	29	11	55	93	**44**	4	0	0	0	0	0	0	0	0	236	23-32	128
10:00	27	**27**	**65**	**94**	37	5	0	0	0	0	0	0	0	0	**255**	22-31	131
11:00	*	*	*	*	*	*	*	*	*	*	*	*	*	*	*	*	*
12 PM	*	*	*	*	*	*	*	*	*	*	*	*	*	*	*	*	*
13:00	*	*	*	*	*	*	*	*	*	*	*	*	*	*	*	*	*
14:00	*	*	*	*	*	*	*	*	*	*	*	*	*	*	*	*	*
15:00	*	*	*	*	*	*	*	*	*	*	*	*	*	*	*	*	*
16:00	*	*	*	*	*	*	*	*	*	*	*	*	*	*	*	*	*
17:00	*	*	*	*	*	*	*	*	*	*	*	*	*	*	*	*	*
18:00	*	*	*	*	*	*	*	*	*	*	*	*	*	*	*	*	*
19:00	*	*	*	*	*	*	*	*	*	*	*	*	*	*	*	*	*
20:00	*	*	*	*	*	*	*	*	*	*	*	*	*	*	*	*	*
21:00	*	*	*	*	*	*	*	*	*	*	*	*	*	*	*	*	*
22:00	*	*	*	*	*	*	*	*	*	*	*	*	*	*	*	*	*
23:00	*	*	*	*	*	*	*	*	*	*	*	*	*	*	*	*	*
Total	155	64	234	408	207	23	3	1	0	0	0	0	0	0	1095		
Percent	14.2%	5.8%	21.4%	37.3%	18.9%	2.1%	0.3%	0.1%	0.0%	0.0%	0.0%	0.0%	0.0%	0.0%			
AM Peak	06:00	10:00	10:00	10:00	09:00	07:00	07:00	04:00							10:00		
Vol.	32	27	65	94	44	6	2	1							255		
PM Peak Vol.																	
Total	765	519	2053	3109	1150	134	17	2	1	0	0	0	0	0	7750		
Percent	9.9%	6.7%	26.5%	40.1%	14.8%	1.7%	0.2%	0.0%	0.0%	0.0%	0.0%	0.0%	0.0%	0.0%			

	15th Percentile :	12 MPH
	50th Percentile :	24 MPH
	85th Percentile :	30 MPH
	95th Percentile :	33 MPH
Stats	10 MPH Pace Speed :	22-31 MPH
	Number in Pace :	4352
	Percent in Pace :	56.2%
	Number of Vehicles > 55 MPH :	0
	Percent of Vehicles > 55 MPH :	0.0%
	Mean Speed(Average) :	24 MPH

Pioneer Valley Planning Commission
60 Congress Street
Springfield, MA 01104
(413) 781-6045

Location : West Springfield
Operator : AB, MB
Counter # : 1843
Road Class : U6

Site Code: 8965
Station ID:
Main St
S/O Bridge St
Latitude: 0' 0.0000 Undefined

NB

Start Time	1 15	16 20	21 25	26 30	31 35	36 40	41 45	46 50	51 55	56 60	61 65	66 70	71 75	76 999	Total	Pace Speed	Number in Pace
06/19/12	*	*	*	*	*	*	*	*	*	*	*	*	*	*	*	*	*
01:00	*	*	*	*	*	*	*	*	*	*	*	*	*	*	*	*	*
02:00	*	*	*	*	*	*	*	*	*	*	*	*	*	*	*	*	*
03:00	*	*	*	*	*	*	*	*	*	*	*	*	*	*	*	*	*
04:00	*	*	*	*	*	*	*	*	*	*	*	*	*	*	*	*	*
05:00	*	*	*	*	*	*	*	*	*	*	*	*	*	*	*	*	*
06:00	*	*	*	*	*	*	*	*	*	*	*	*	*	*	*	*	*
07:00	*	*	*	*	*	*	*	*	*	*	*	*	*	*	*	*	*
08:00	*	*	*	*	*	*	*	*	*	*	*	*	*	*	*	*	*
09:00	*	*	*	*	*	*	*	*	*	*	*	*	*	*	*	*	*
10:00	*	*	*	*	*	*	*	*	*	*	*	*	*	*	*	*	*
11:00	*	*	*	*	*	*	*	*	*	*	*	*	*	*	*	*	*
12 PM	33	7	49	95	61	17	2	0	**1**	0	0	0	0	0	265	24-33	136
13:00	22	9	**60**	90	70	26	4	**1**	0	0	0	0	0	0	282	24-33	145
14:00	36	5	42	89	64	19	3	0	0	0	0	0	0	0	258	25-34	129
15:00	**43**	**13**	57	**114**	67	15	2	0	0	0	0	0	0	0	**311**	24-33	156
16:00	30	6	55	114	**79**	21	2	0	0	0	0	0	0	0	307	24-33	169
17:00	26	12	31	92	68	**34**	4	0	0	0	0	0	0	0	267	26-35	135
18:00	12	4	27	49	50	24	**5**	1	0	0	0	0	0	0	172	26-35	87
19:00	13	2	24	53	45	16	4	1	0	0	0	0	0	0	158	25-34	85
20:00	14	4	23	60	27	11	3	1	0	0	0	0	0	0	143	24-33	78
21:00	12	5	23	48	30	3	2	1	0	0	0	0	0	0	124	24-33	69
22:00	9	2	6	17	21	10	1	0	0	0	0	0	0	0	66	27-36	32
23:00	4	1	4	12	13	4	1	1	0	0	0	0	0	0	40	26-35	21
Total	254	70	401	833	595	200	33	6	1	0	0	0	0	0	2393		
Percent	10.6%	2.9%	16.8%	34.8%	24.9%	8.4%	1.4%	0.3%	0.0%	0.0%	0.0%	0.0%	0.0%	0.0%			
AM Peak Vol.																	
PM Peak Vol.	15:00 43	15:00 13	13:00 60	15:00 114	16:00 79	17:00 34	18:00 5	13:00 1	12:00 1						15:00 311		

Pioneer Valley Planning Commission
60 Congress Street
Springfield, MA 01104
(413) 781-6045

Location : West Springfield
Operator : AB, MB
Counter # : 1843
Road Class : U6

Site Code: 8965
Station ID:
Main St
S/O Bridge St
Latitude: 0' 0.0000 Undefined

NB

Start Time	1 15	16 20	21 25	26 30	31 35	36 40	41 45	46 50	51 55	56 60	61 65	66 70	71 75	76 999	Total	Pace Speed	Number in Pace
06/20/12	2	1	2	8	15	5	2	0	0	0	0	0	0	0	35	27-36	21
01:00	0	0	0	5	5	1	0	0	0	0	0	0	0	0	11	25-34	9
02:00	0	0	1	6	6	1	1	0	0	0	0	0	0	0	15	25-34	11
03:00	1	1	1	2	2	0	1	0	0	0	0	0	0	0	8	26-35	3
04:00	1	0	2	3	5	5	0	0	0	0	0	0	0	0	16	29-38	9
05:00	10	1	3	6	11	5	2	**1**	0	0	0	0	0	0	39	28-37	14
06:00	18	3	8	15	17	6	0	0	0	0	0	0	0	0	67	26-35	24
07:00	23	4	**24**	29	39	15	2	0	0	0	0	0	0	0	136	26-35	56
08:00	**25**	3	33	61	47	**24**	1	1	0	0	0	0	0	0	195	25-34	93
09:00	25	6	25	46	**54**	11	**4**	1	0	0	0	0	0	0	172	26-35	81
10:00	19	4	**44**	79	40	10	2	0	0	0	0	0	0	0	198	23-32	112
11:00	17	**12**	40	**93**	49	16	4	0	0	0	0	0	0	0	**231**	24-33	128
12 PM	33	**16**	**53**	**101**	47	8	0	0	0	0	0	0	0	0	258	23-32	134
13:00	28	7	30	99	50	17	3	0	0	0	0	0	0	0	234	24-33	127
14:00	22	6	34	71	67	16	4	0	0	0	0	0	0	0	220	25-34	117
15:00	24	4	45	98	80	22	**6**	1	0	0	0	0	0	0	280	25-34	155
16:00	**36**	6	32	101	**109**	**34**	5	**2**	0	0	0	0	0	0	**325**	26-35	176
17:00	32	7	19	82	75	24	3	0	0	0	0	0	0	0	242	26-35	128
18:00	19	5	11	49	50	18	5	1	0	0	0	0	0	0	158	26-35	81
19:00	10	5	14	64	35	15	2	0	0	0	0	0	0	0	145	25-34	86
20:00	8	2	20	70	47	14	2	0	0	0	0	0	0	0	163	25-34	104
21:00	15	2	21	47	37	10	1	0	0	0	0	0	0	0	133	25-34	72
22:00	7	3	12	29	29	6	2	0	0	0	0	0	0	0	88	26-35	49
23:00	4	1	6	15	13	4	4	0	0	0	0	0	0	0	47	25-34	24
Total	379	99	480	1179	929	287	56	7	0	0	0	0	0	0	3416		
Percent	11.1%	2.9%	14.1%	34.5%	27.2%	8.4%	1.6%	0.2%	0.0%	0.0%	0.0%	0.0%	0.0%	0.0%			
AM Peak	08:00	11:00	10:00	11:00	09:00	08:00	09:00	05:00							11:00		
Vol.	25	12	44	93	54	24	4	1							231		
PM Peak	16:00	12:00	12:00	12:00	16:00	16:00	15:00	16:00							16:00		
Vol.	36	16	53	101	109	34	6	2							325		

Pioneer Valley Planning Commission
60 Congress Street
Springfield, MA 01104
(413) 781-6045

Location : West Springfield
Operator : AB, MB
Counter # : 1843
Road Class : U6

Site Code: 8965
Station ID:
Main St
S/O Bridge St
Latitude: 0' 0.0000 Undefined

NB

Start Time	1 15	16 20	21 25	26 30	31 35	36 40	41 45	46 50	51 55	56 60	61 65	66 70	71 75	76 999	Total	Pace Speed	Number in Pace
06/21/12	0	0	5	11	5	2	0	0	0	0	0	0	0	0	23	22-31	16
01:00	0	1	4	8	9	1	1	0	0	0	0	0	0	0	24	26-35	15
02:00	1	1	3	4	5	0	0	0	0	0	0	0	0	0	14	24-33	8
03:00	0	0	2	5	5	2	0	0	0	0	0	0	0	0	14	27-36	9
04:00	0	1	1	6	3	1	1	0	0	0	0	0	0	0	13	25-34	8
05:00	14	0	5	10	9	4	0	1	0	0	0	0	0	0	43	4-13	16
06:00	20	1	10	15	22	7	3	0	0	0	0	0	0	0	78	26-35	29
07:00	20	4	24	38	29	22	0	0	0	0	0	0	0	0	137	25-34	58
08:00	28	5	27	64	39	17	2	0	0	0	0	0	0	0	182	25-34	86
09:00	25	7	48	56	48	12	2	0	0	0	0	0	0	0	198	23-32	93
10:00	21	7	32	72	52	16	4	0	0	0	0	0	0	0	204	25-34	106
11:00	*	*	*	*	*	*	*	*	*	*	*	*	*	*	*	*	*
12 PM	*	*	*	*	*	*	*	*	*	*	*	*	*	*	*	*	*
13:00	*	*	*	*	*	*	*	*	*	*	*	*	*	*	*	*	*
14:00	*	*	*	*	*	*	*	*	*	*	*	*	*	*	*	*	*
15:00	*	*	*	*	*	*	*	*	*	*	*	*	*	*	*	*	*
16:00	*	*	*	*	*	*	*	*	*	*	*	*	*	*	*	*	*
17:00	*	*	*	*	*	*	*	*	*	*	*	*	*	*	*	*	*
18:00	*	*	*	*	*	*	*	*	*	*	*	*	*	*	*	*	*
19:00	*	*	*	*	*	*	*	*	*	*	*	*	*	*	*	*	*
20:00	*	*	*	*	*	*	*	*	*	*	*	*	*	*	*	*	*
21:00	*	*	*	*	*	*	*	*	*	*	*	*	*	*	*	*	*
22:00	*	*	*	*	*	*	*	*	*	*	*	*	*	*	*	*	*
23:00	*	*	*	*	*	*	*	*	*	*	*	*	*	*	*	*	*
Total	129	27	161	289	226	84	13	1	0	0	0	0	0	0	930		
Percent	13.9%	2.9%	17.3%	31.1%	24.3%	9.0%	1.4%	0.1%	0.0%	0.0%	0.0%	0.0%	0.0%	0.0%			
AM Peak	08:00	09:00	09:00	10:00	10:00	07:00	10:00	05:00							10:00		
Vol.	28	7	48	72	52	22	4	1							204		
PM Peak																	
Vol.																	
Total	762	196	1042	2301	1750	571	102	14	1	0	0	0	0	0	6739		
Percent	11.3%	2.9%	15.5%	34.1%	26.0%	8.5%	1.5%	0.2%	0.0%	0.0%	0.0%	0.0%	0.0%	0.0%			

15th Percentile :	11 MPH
50th Percentile :	27 MPH
85th Percentile :	33 MPH
95th Percentile :	37 MPH

Stats

10 MPH Pace Speed :	25-34 MPH
Number in Pace :	3450
Percent in Pace :	51.2%
Number of Vehicles > 55 MPH :	0
Percent of Vehicles > 55 MPH :	0.0%
Mean Speed(Average) :	25 MPH

Pioneer Valley Planning Commission
60 Congress Street
Springfield, MA 01104
(413) 781-6045

Location : West Springfield
Operator : AB, MB
Counter # : 1477
Road Class : U6

Site Code: 8969
Station ID:
Main St
S/O Park Ave
Latitude: 0' 0.0000 Undefined

SB

Start Time	1 15	16 20	21 25	26 30	31 35	36 40	41 45	46 50	51 55	56 60	61 65	66 70	71 75	76 999	Total	Pace Speed	Number in Pace
05/09/12	*	*	*	*	*	*	*	*	*	*	*	*	*	*	*	*	*
01:00	*	*	*	*	*	*	*	*	*	*	*	*	*	*	*	*	*
02:00	*	*	*	*	*	*	*	*	*	*	*	*	*	*	*	*	*
03:00	*	*	*	*	*	*	*	*	*	*	*	*	*	*	*	*	*
04:00	*	*	*	*	*	*	*	*	*	*	*	*	*	*	*	*	*
05:00	*	*	*	*	*	*	*	*	*	*	*	*	*	*	*	*	*
06:00	*	*	*	*	*	*	*	*	*	*	*	*	*	*	*	*	*
07:00	*	*	*	*	*	*	*	*	*	*	*	*	*	*	*	*	*
08:00	*	*	*	*	*	*	*	*	*	*	*	*	*	*	*	*	*
09:00	*	*	*	*	*	*	*	*	*	*	*	*	*	*	*	*	*
10:00	*	*	*	*	*	*	*	*	*	*	*	*	*	*	*	*	*
11:00	**32**	**16**	**32**	**68**	**65**	**21**	**2**	0	0	0	0	0	0	0	**236**	26-35	108
12 PM	23	6	16	98	**93**	12	1	0	0	0	0	0	0	0	249	26-35	158
13:00	28	16	26	85	76	17	1	0	0	0	0	0	0	0	249	26-35	131
14:00	31	**21**	32	92	70	16	2	0	0	0	0	0	0	0	264	25-34	132
15:00	**42**	19	29	92	80	23	1	0	0	0	0	0	0	0	286	26-35	137
16:00	**56**	17	**41**	**102**	85	**26**	1	0	0	0	0	0	0	0	**328**	25-34	149
17:00	28	14	33	85	79	22	3	0	0	0	0	0	0	0	264	26-35	136
18:00	17	7	9	64	85	24	**5**	0	0	0	0	0	0	0	211	27-36	126
19:00	13	7	10	46	84	21	5	0	0	0	0	0	0	0	186	27-36	113
20:00	12	8	7	50	39	15	2	0	0	0	0	0	0	0	133	26-35	73
21:00	6	3	10	37	26	7	0	0	0	0	0	0	0	0	89	25-34	54
22:00	0	0	7	17	32	9	1	0	0	0	0	0	0	0	66	27-36	46
23:00	0	2	4	13	13	5	2	**1**	0	0	0	0	0	0	40	27-36	23
Total	288	136	256	849	827	218	26	1	0	0	0	0	0	0	2601		
Percent	11.1%	5.2%	9.8%	32.6%	31.8%	8.4%	1.0%	0.0%	0.0%	0.0%	0.0%	0.0%	0.0%	0.0%			
AM Peak	11:00	11:00	11:00	11:00	11:00	11:00	11:00								11:00		
Vol.	32	16	32	68	65	21	2								236		
PM Peak	16:00	14:00	16:00	16:00	12:00	16:00	18:00	23:00							16:00		
Vol.	56	21	41	102	93	26	5	1							328		

Pioneer Valley Planning Commission
60 Congress Street
Springfield, MA 01104
(413) 781-6045

Location : West Springfield
Operator : AB, MB
Counter # : 1477
Road Class : U6

Site Code: 8969
Station ID:
Main St
S/O Park Ave
Latitude: 0' 0.0000 Undefined

SB

Start Time	1 15	16 20	21 25	26 30	31 35	36 40	41 45	46 50	51 55	56 60	61 65	66 70	71 75	76 999	Total	Pace Speed	Number in Pace
05/10/12	1	3	4	4	5	2	1	0	0	0	0	0	0	0	20	23-32	8
01:00	0	1	4	5	3	4	0	0	0	0	0	0	0	0	17	24-33	8
02:00	0	3	3	3	3	0	0	0	0	0	0	0	0	0	12	26-35	5
03:00	0	2	0	3	1	1	0	0	0	0	0	0	0	0	7	27-36	3
04:00	0	3	0	2	2	0	0	0	0	0	0	0	0	0	7	13-22	3
05:00	1	0	3	18	27	4	1	**1**	0	0	0	0	0	0	55	27-36	40
06:00	2	9	11	43	34	12	1	0	0	0	0	0	0	0	112	25-34	67
07:00	6	9	14	29	**71**	19	**3**	0	0	0	0	0	0	0	151	28-37	90
08:00	13	**19**	18	**73**	56	16	3	0	0	0	0	0	0	0	198	25-34	107
09:00	**14**	9	11	56	68	18	2	0	0	0	0	0	0	0	178	27-36	103
10:00	18	19	20	53	64	**22**	3	0	0	0	0	0	0	0	199	27-36	96
11:00	**24**	16	**23**	66	63	18	3	0	0	0	0	0	0	0	**213**	26-35	105
12 PM	15	13	34	120	74	10	**3**	0	0	0	0	0	0	0	269	25-34	168
13:00	**32**	13	30	104	71	**26**	3	0	0	0	0	0	0	0	279	25-34	145
14:00	29	14	56	121	70	13	1	0	0	0	0	0	0	0	304	24-33	169
15:00	30	**33**	33	104	75	19	1	1	0	0	0	0	0	0	296	25-34	146
16:00	31	26	**76**	120	86	11	0	0	0	0	0	0	0	0	350	24-33	182
17:00	26	23	69	**130**	**89**	19	3	0	0	0	0	0	0	0	**359**	24-33	194
18:00	9	15	38	92	78	25	3	0	0	0	0	0	0	0	260	25-34	149
19:00	7	11	36	73	76	21	1	0	0	0	0	0	0	0	225	26-35	131
20:00	6	14	16	54	40	11	1	0	**1**	0	0	0	0	0	143	25-34	80
21:00	5	2	6	37	46	18	1	0	0	0	0	0	0	0	115	27-36	74
22:00	1	7	9	15	27	11	2	**2**	0	0	0	0	0	0	74	28-37	38
23:00	0	4	5	5	17	8	3	0	0	0	0	0	0	0	42	29-38	23
Total	270	268	519	1330	1146	308	39	4	1	0	0	0	0	0	3885		
Percent	6.9%	6.9%	13.4%	34.2%	29.5%	7.9%	1.0%	0.1%	0.0%	0.0%	0.0%	0.0%	0.0%	0.0%			
AM Peak	11:00	08:00	11:00	08:00	07:00	10:00	07:00	05:00							11:00		
Vol.	24	19	23	73	71	22	3	1							213		
PM Peak	13:00	15:00	16:00	17:00	17:00	13:00	12:00	22:00	20:00						17:00		
Vol.	32	33	76	130	89	26	3	2	1						359		

Pioneer Valley Planning Commission
60 Congress Street
Springfield, MA 01104
(413) 781-6045

Location : West Springfield
Operator : AB, MB
Counter # : 1477
Road Class : U6

Site Code: 8969
Station ID:
Main St
S/O Park Ave
Latitude: 0' 0.0000 Undefined

SB

Start Time	1 15	16 20	21 25	26 30	31 35	36 40	41 45	46 50	51 55	56 60	61 65	66 70	71 75	76 999	Total	Pace Speed	Number in Pace
05/11/12	1	2	2	4	5	3	0	0	0	0	0	0	0	0	17	26-35	8
01:00	1	2	0	2	2	5	1	0	0	0	0	0	0	0	13	31-40	6
02:00	0	5	3	4	4	1	0	0	0	0	0	0	0	0	17	13-22	7
03:00	0	3	0	1	5	0	0	0	0	0	0	0	0	0	9	26-35	5
04:00	1	0	2	4	5	1	1	0	0	0	0	0	0	0	14	25-34	8
05:00	5	2	4	11	16	11	2	0	0	0	0	0	0	0	51	28-37	25
06:00	6	10	10	35	51	20	7	1	0	0	0	0	0	0	140	27-36	75
07:00	6	10	11	45	54	30	3	0	0	0	0	0	0	0	159	27-36	88
08:00	16	12	26	50	62	25	2	0	0	0	0	0	0	0	193	27-36	95
09:00	18	6	20	56	69	21	1	0	0	0	0	0	0	0	191	27-36	105
10:00	*	*	*	*	*	*	*	*	*	*	*	*	*	*	*	*	*
11:00	*	*	*	*	*	*	*	*	*	*	*	*	*	*	*	*	*
12 PM	*	*	*	*	*	*	*	*	*	*	*	*	*	*	*	*	*
13:00	*	*	*	*	*	*	*	*	*	*	*	*	*	*	*	*	*
14:00	*	*	*	*	*	*	*	*	*	*	*	*	*	*	*	*	*
15:00	*	*	*	*	*	*	*	*	*	*	*	*	*	*	*	*	*
16:00	*	*	*	*	*	*	*	*	*	*	*	*	*	*	*	*	*
17:00	*	*	*	*	*	*	*	*	*	*	*	*	*	*	*	*	*
18:00	*	*	*	*	*	*	*	*	*	*	*	*	*	*	*	*	*
19:00	*	*	*	*	*	*	*	*	*	*	*	*	*	*	*	*	*
20:00	*	*	*	*	*	*	*	*	*	*	*	*	*	*	*	*	*
21:00	*	*	*	*	*	*	*	*	*	*	*	*	*	*	*	*	*
22:00	*	*	*	*	*	*	*	*	*	*	*	*	*	*	*	*	*
23:00	*	*	*	*	*	*	*	*	*	*	*	*	*	*	*	*	*
Total	54	52	78	212	273	117	17	1	0	0	0	0	0	0	804		
Percent	6.7%	6.5%	9.7%	26.4%	34.0%	14.6%	2.1%	0.1%	0.0%	0.0%	0.0%	0.0%	0.0%	0.0%			
AM Peak	09:00	08:00	08:00	09:00	09:00	07:00	06:00	06:00							08:00		
Vol.	18	12	26	56	69	30	7	1							193		
PM Peak Vol.																	
Total	612	456	853	2391	2246	643	82	6	1	0	0	0	0	0	7290		
Percent	8.4%	6.3%	11.7%	32.8%	30.8%	8.8%	1.1%	0.1%	0.0%	0.0%	0.0%	0.0%	0.0%	0.0%			

15th Percentile :	13 MPH
50th Percentile :	27 MPH
85th Percentile :	34 MPH
95th Percentile :	37 MPH

Stats

10 MPH Pace Speed :	26-35 MPH
Number in Pace :	3878
Percent in Pace :	53.2%
Number of Vehicles > 55 MPH :	0
Percent of Vehicles > 55 MPH :	0.0%
Mean Speed(Average) :	26 MPH

Pioneer Valley Planning Commission
60 Congress Street
Springfield, MA 01104
(413) 781-6045

Location : West Springfield
Operator : AB, MB
Counter # : 1477
Road Class : U6

Site Code: 8969
Station ID:
Main St
S/O Park Ave
Latitude: 0' 0.0000 Undefined

NB

Start Time	1 15	16 20	21 25	26 30	31 35	36 40	41 45	46 50	51 55	56 60	61 65	66 70	71 75	76 999	Total	Pace Speed	Number in Pace
05/09/12	*	*	*	*	*	*	*	*	*	*	*	*	*	*	*	*	*
01:00	*	*	*	*	*	*	*	*	*	*	*	*	*	*	*	*	*
02:00	*	*	*	*	*	*	*	*	*	*	*	*	*	*	*	*	*
03:00	*	*	*	*	*	*	*	*	*	*	*	*	*	*	*	*	*
04:00	*	*	*	*	*	*	*	*	*	*	*	*	*	*	*	*	*
05:00	*	*	*	*	*	*	*	*	*	*	*	*	*	*	*	*	*
06:00	*	*	*	*	*	*	*	*	*	*	*	*	*	*	*	*	*
07:00	*	*	*	*	*	*	*	*	*	*	*	*	*	*	*	*	*
08:00	*	*	*	*	*	*	*	*	*	*	*	*	*	*	*	*	*
09:00	*	*	*	*	*	*	*	*	*	*	*	*	*	*	*	*	*
10:00	*	*	*	*	*	*	*	*	*	*	*	*	*	*	*	*	*
11:00	**19**	**14**	**23**	**87**	**70**	**21**	0	0	0	0	0	0	0	0	**234**	26-35	131
12 PM	24	21	21	115	78	22	2	0	0	0	0	0	0	0	283	25-34	159
13:00	31	**23**	35	125	72	22	0	0	**1**	0	0	0	0	0	309	25-34	165
14:00	19	14	35	96	**118**	15	0	**1**	0	0	0	0	0	0	298	26-35	181
15:00	**33**	19	**42**	**127**	100	15	3	0	0	0	0	0	0	0	**339**	25-34	189
16:00	30	19	35	124	98	26	**5**	0	0	0	0	0	0	0	337	25-34	185
17:00	27	12	21	72	100	28	5	0	0	0	0	0	0	0	265	27-36	143
18:00	23	9	10	48	107	**42**	5	0	0	0	0	0	0	0	244	28-37	140
19:00	13	6	13	35	66	25	3	0	0	0	0	0	0	0	161	28-37	90
20:00	2	6	12	61	54	17	0	1	0	0	0	0	0	0	153	26-35	102
21:00	5	7	8	37	39	22	3	0	0	0	0	0	0	0	121	27-36	67
22:00	4	1	7	18	24	18	1	0	0	0	0	0	0	0	73	28-37	40
23:00	0	3	1	12	34	9	0	0	0	0	0	0	0	0	59	28-37	44
Total	230	154	263	957	960	282	27	2	1	0	0	0	0	0	2876		
Percent	8.0%	5.4%	9.1%	33.3%	33.4%	9.8%	0.9%	0.1%	0.0%	0.0%	0.0%	0.0%	0.0%	0.0%			
AM Peak	11:00	11:00	11:00	11:00	11:00	11:00									11:00		
Vol.	19	14	23	87	70	21									234		
PM Peak	15:00	13:00	15:00	15:00	14:00	18:00	16:00	14:00	13:00						15:00		
Vol.	33	23	42	127	118	42	5	1	1						339		

Pioneer Valley Planning Commission
60 Congress Street
Springfield, MA 01104
(413) 781-6045

Location : West Springfield
Operator : AB, MB
Counter # : 1477
Road Class : U6

Site Code: 8969
Station ID:
Main St
S/O Park Ave
Latitude: 0' 0.0000 Undefined

NB

Start Time	1 15	16 20	21 25	26 30	31 35	36 40	41 45	46 50	51 55	56 60	61 65	66 70	71 75	76 999	Total	Pace Speed	Number in Pace
05/10/12	0	3	6	15	9	7	1	0	0	0	0	0	0	0	41	25-34	22
01:00	0	0	1	3	8	0	0	0	0	0	0	0	0	0	12	26-35	10
02:00	0	0	1	3	2	1	0	0	0	0	0	0	0	0	7	24-33	5
03:00	0	0	0	3	4	1	0	**1**	0	0	0	0	0	0	9	28-37	6
04:00	0	0	0	2	5	2	0	0	0	0	0	0	0	0	9	27-36	7
05:00	1	2	2	6	19	6	0	0	0	0	0	0	0	0	36	28-37	24
06:00	3	3	7	19	39	10	1	0	0	0	0	0	0	0	82	27-36	52
07:00	6	4	16	43	83	21	3	0	0	0	0	0	0	0	176	27-36	114
08:00	25	14	19	61	81	**30**	5	0	0	0	0	0	0	0	235	27-36	118
09:00	**27**	**16**	16	67	**84**	18	2	0	0	0	0	0	0	0	230	26-35	121
10:00	16	11	15	**92**	73	25	3	0	**1**	0	0	0	0	0	236	26-35	139
11:00	12	7	**26**	89	**86**	18	**7**	0	0	0	0	0	0	0	**245**	26-35	151
12 PM	27	15	19	111	**118**	22	2	**1**	0	0	0	0	0	0	315	26-35	189
13:00	27	7	26	99	82	19	2	0	0	0	0	0	0	0	262	26-35	150
14:00	**29**	15	33	129	85	13	0	0	0	0	0	0	**1**	0	305	25-34	179
15:00	29	26	71	115	72	17	2	0	0	0	0	0	0	0	332	24-33	168
16:00	29	**32**	**75**	**156**	82	13	3	0	0	0	0	0	0	0	**390**	24-33	214
17:00	23	15	47	131	97	21	3	1	**1**	0	0	0	0	0	339	25-34	197
18:00	9	11	29	75	98	33	1	0	0	0	0	0	0	0	256	27-36	153
19:00	13	12	17	42	72	**34**	**4**	0	0	0	0	0	0	0	194	28-37	102
20:00	27	20	15	39	44	26	1	0	0	0	0	0	0	0	172	27-36	67
21:00	0	3	9	30	50	13	1	0	0	0	0	0	0	0	106	27-36	73
22:00	5	2	7	24	25	12	3	1	0	**1**	0	0	0	0	80	26-35	43
23:00	1	4	8	18	17	11	1	0	0	0	0	0	0	0	60	26-35	32
Total	309	222	465	1372	1335	373	45	4	2	1	0	0	1	0	4129		
Percent	7.5%	5.4%	11.3%	33.2%	32.3%	9.0%	1.1%	0.1%	0.0%	0.0%	0.0%	0.0%	0.0%	0.0%			
AM Peak	09:00	09:00	11:00	10:00	11:00	08:00	11:00	03:00	10:00						11:00		
Vol.	27	16	26	92	86	30	7	1	1						245		
PM Peak	14:00	16:00	16:00	16:00	12:00	19:00	19:00	12:00	17:00	22:00			14:00		16:00		
Vol.	29	32	75	156	118	34	4	1	1	1			1		390		

Pioneer Valley Planning Commission
60 Congress Street
Springfield, MA 01104
(413) 781-6045

Location : West Springfield
Operator : AB, MB
Counter # : 1477
Road Class : U6

Site Code: 8969
Station ID:
Main St
S/O Park Ave
Latitude: 0' 0.0000 Undefined

NB

Start Time	1 15	16 20	21 25	26 30	31 35	36 40	41 45	46 50	51 55	56 60	61 65	66 70	71 75	76 999	Total	Pace Speed	Number in Pace
05/11/12	0	1	3	5	7	3	1	0	0	0	0	0	0	0	20	27-36	11
01:00	1	2	2	6	6	8	0	0	1	0	0	0	0	0	26	31-40	12
02:00	1	1	1	2	6	0	0	0	0	0	0	0	0	0	11	27-36	7
03:00	0	1	1	1	2	2	0	0	0	0	0	0	0	0	7	32-41	3
04:00	1	0	0	3	3	5	3	0	0	0	0	0	0	0	15	32-41	8
05:00	0	2	1	6	11	8	0	0	0	0	0	0	0	0	28	29-38	18
06:00	3	3	9	21	26	13	2	1	0	0	0	0	0	0	78	27-36	42
07:00	11	14	15	34	59	29	7	0	0	0	0	0	0	0	169	28-37	83
08:00	25	14	33	80	84	21	7	0	1	0	0	0	0	0	265	26-35	137
09:00	42	10	27	64	99	23	3	0	0	0	0	0	0	0	268	27-36	131
10:00	*	*	*	*	*	*	*	*	*	*	*	*	*	*	*	*	*
11:00	*	*	*	*	*	*	*	*	*	*	*	*	*	*	*	*	*
12 PM	*	*	*	*	*	*	*	*	*	*	*	*	*	*	*	*	*
13:00	*	*	*	*	*	*	*	*	*	*	*	*	*	*	*	*	*
14:00	*	*	*	*	*	*	*	*	*	*	*	*	*	*	*	*	*
15:00	*	*	*	*	*	*	*	*	*	*	*	*	*	*	*	*	*
16:00	*	*	*	*	*	*	*	*	*	*	*	*	*	*	*	*	*
17:00	*	*	*	*	*	*	*	*	*	*	*	*	*	*	*	*	*
18:00	*	*	*	*	*	*	*	*	*	*	*	*	*	*	*	*	*
19:00	*	*	*	*	*	*	*	*	*	*	*	*	*	*	*	*	*
20:00	*	*	*	*	*	*	*	*	*	*	*	*	*	*	*	*	*
21:00	*	*	*	*	*	*	*	*	*	*	*	*	*	*	*	*	*
22:00	*	*	*	*	*	*	*	*	*	*	*	*	*	*	*	*	*
23:00	*	*	*	*	*	*	*	*	*	*	*	*	*	*	*	*	*
Total	84	48	92	222	303	112	23	1	2	0	0	0	0	0	887		
Percent	9.5%	5.4%	10.4%	25.0%	34.2%	12.6%	2.6%	0.1%	0.2%	0.0%	0.0%	0.0%	0.0%	0.0%			
AM Peak	09:00	07:00	08:00	08:00	09:00	07:00	07:00	06:00	01:00						09:00		
Vol.	42	14	33	80	99	29	7	1	1						268		
PM Peak Vol.																	
Total	623	424	820	2551	2598	767	95	7	5	1	0	0	1	0	7892		
Percent	7.9%	5.4%	10.4%	32.3%	32.9%	9.7%	1.2%	0.1%	0.1%	0.0%	0.0%	0.0%	0.0%	0.0%			

	15th Percentile :	14 MPH
	50th Percentile :	28 MPH
	85th Percentile :	34 MPH
	95th Percentile :	37 MPH
Stats	10 MPH Pace Speed :	26-35 MPH
	Number in Pace :	4332
	Percent in Pace :	54.9%
	Number of Vehicles > 55 MPH :	2
	Percent of Vehicles > 55 MPH :	0.0%
	Mean Speed(Average) :	27 MPH

Pioneer Valley Planning Commission
60 Congress Street
Springfield, MA 01104
(413) 781-6045

Location : West Springfield
Operator : AB, MB
Counter # : 1602
Road Class : U5

Site Code: 8896
Station ID:
River St
S/O Roanoke Ave
Latitude: 0' 0.0000 Undefined

NB

Start Time	1 15	16 20	21 25	26 30	31 35	36 40	41 45	46 50	51 55	56 60	61 65	66 70	71 75	76 999	Total	Pace Speed	Number in Pace
06/12/12	*	*	*	*	*	*	*	*	*	*	*	*	*	*	*	*	*
01:00	*	*	*	*	*	*	*	*	*	*	*	*	*	*	*	*	*
02:00	*	*	*	*	*	*	*	*	*	*	*	*	*	*	*	*	*
03:00	*	*	*	*	*	*	*	*	*	*	*	*	*	*	*	*	*
04:00	*	*	*	*	*	*	*	*	*	*	*	*	*	*	*	*	*
05:00	*	*	*	*	*	*	*	*	*	*	*	*	*	*	*	*	*
06:00	*	*	*	*	*	*	*	*	*	*	*	*	*	*	*	*	*
07:00	*	*	*	*	*	*	*	*	*	*	*	*	*	*	*	*	*
08:00	*	*	*	*	*	*	*	*	*	*	*	*	*	*	*	*	*
09:00	*	*	*	*	*	*	*	*	*	*	*	*	*	*	*	*	*
10:00	*	*	*	*	*	*	*	*	*	*	*	*	*	*	*	*	*
11:00	*	*	*	*	*	*	*	*	*	*	*	*	*	*	*	*	*
12 PM	*	*	*	*	*	*	*	*	*	*	*	*	*	*	*	*	*
13:00	*	*	*	*	*	*	*	*	*	*	*	*	*	*	*	*	*
14:00	23	4	27	**136**	157	**43**	2	**1**	0	0	0	0	0	0	393	26-35	253
15:00	23	6	23	109	**209**	31	**6**	0	0	**1**	0	0	0	0	408	27-36	277
16:00	**52**	**8**	27	116	168	34	4	0	0	0	0	0	0	0	**409**	27-36	233
17:00	35	8	**41**	93	180	37	3	1	0	0	0	0	0	0	398	27-36	235
18:00	14	4	4	66	139	40	2	0	0	0	0	0	0	0	269	28-37	185
19:00	4	4	8	52	106	43	6	1	0	0	0	0	0	0	224	28-37	151
20:00	3	2	4	50	88	22	0	0	0	0	0	0	0	0	169	27-36	125
21:00	1	5	5	48	74	21	1	0	0	0	0	0	0	0	155	27-36	110
22:00	2	4	9	8	36	16	1	0	0	0	0	0	0	0	76	29-38	47
23:00	1	1	1	7	25	10	2	0	0	0	0	0	0	0	47	29-38	33
Total	158	46	149	685	1182	297	27	3	0	1	0	0	0	0	2548		
Percent	6.2%	1.8%	5.8%	26.9%	46.4%	11.7%	1.1%	0.1%	0.0%	0.0%	0.0%	0.0%	0.0%	0.0%			
AM Peak																	
Vol.																	
PM Peak	16:00	16:00	17:00	14:00	15:00	14:00	15:00	14:00		15:00					16:00		
Vol.	52	8	41	136	209	43	6	1		1					409		

Pioneer Valley Planning Commission
60 Congress Street
Springfield, MA 01104
(413) 781-6045

Location : West Springfield
Operator : AB, MB
Counter # : 1602
Road Class : U5

Site Code: 8896
Station ID:
River St
S/O Roanoke Ave
Latitude: 0' 0.0000 Undefined

NB

Start Time	1 15	16 20	21 25	26 30	31 35	36 40	41 45	46 50	51 55	56 60	61 65	66 70	71 75	76 999	Total	Pace Speed	Number in Pace
06/13/12	1	0	2	9	21	0	0	0	0	0	0	0	0	0	33	27-36	26
01:00	1	2	1	3	7	4	1	0	0	0	0	0	0	0	19	29-38	10
02:00	0	0	1	8	7	6	0	0	0	0	0	0	0	0	22	28-37	14
03:00	0	0	0	2	8	4	0	0	0	0	0	0	0	0	14	30-39	11
04:00	0	0	2	5	17	12	2	0	0	0	0	0	0	0	38	30-39	27
05:00	2	2	3	5	44	20	**5**	0	0	0	0	0	0	0	81	30-39	57
06:00	15	5	10	68	122	25	1	0	**1**	0	0	0	0	0	247	27-36	165
07:00	24	5	16	**130**	165	26	1	0	1	0	0	0	0	0	**368**	26-35	250
08:00	**34**	15	**52**	102	133	24	2	0	0	0	0	0	0	0	362	26-35	197
09:00	22	**18**	44	108	115	25	1	0	0	0	0	0	0	0	333	26-35	189
10:00	17	7	17	109	161	32	5	**2**	0	0	0	0	0	0	350	27-36	234
11:00	26	10	16	101	**179**	**33**	1	0	0	0	0	0	0	0	366	27-36	240
12 PM	21	3	16	67	170	50	3	0	0	0	0	0	0	0	330	28-37	218
13:00	30	5	16	105	162	48	**5**	0	0	0	0	0	0	0	371	27-36	231
14:00	28	8	29	**146**	**208**	55	2	0	0	0	0	0	0	0	**476**	27-36	308
15:00	**40**	**17**	**33**	84	201	54	4	0	0	1	0	0	0	0	434	28-37	250
16:00	30	5	26	122	174	41	0	0	0	0	0	0	0	0	398	27-36	254
17:00	**26**	8	16	97	208	59	4	**1**	0	0	**1**	0	0	0	420	28-37	274
18:00	19	1	6	56	136	**62**	2	0	0	**2**	0	0	0	0	284	29-38	185
19:00	8	1	6	54	148	**47**	5	0	0	1	0	0	0	0	270	28-37	194
20:00	3	1	11	56	118	29	3	0	0	0	0	0	0	0	221	28-37	161
21:00	4	3	8	57	83	19	2	0	0	0	0	0	0	0	176	27-36	125
22:00	3	0	3	18	53	14	0	0	0	0	0	0	0	0	91	28-37	68
23:00	2	1	3	21	26	18	1	0	0	0	0	0	0	0	72	28-37	45
Total	356	117	337	1533	2666	707	50	3	2	4	1	0	0	0	5776		
Percent	6.2%	2.0%	5.8%	26.5%	46.2%	12.2%	0.9%	0.1%	0.0%	0.1%	0.0%	0.0%	0.0%	0.0%			
AM Peak	08:00	09:00	08:00	07:00	11:00	11:00	05:00	10:00	06:00						07:00		
Vol.	34	18	52	130	179	33	5	2	1						368		
PM Peak	15:00	15:00	15:00	14:00	14:00	18:00	13:00	17:00		18:00	17:00				14:00		
Vol.	40	17	33	146	208	62	5	1		2	1				476		

Pioneer Valley Planning Commission
60 Congress Street
Springfield, MA 01104
(413) 781-6045

Location : West Springfield
Operator : AB, MB
Counter # : 1602
Road Class : U5

Site Code: 8896
Station ID:
River St
S/O Roanoke Ave
Latitude: 0' 0.0000 Undefined

NB

Start Time	1 15	16 20	21 25	26 30	31 35	36 40	41 45	46 50	51 55	56 60	61 65	66 70	71 75	76 999	Total	Pace Speed	Number in Pace
06/14/12	1	0	0	5	15	12	0	0	0	0	0	0	0	0	33	30-39	24
01:00	2	0	0	2	16	8	2	0	0	0	0	0	0	0	30	29-38	21
02:00	0	0	0	0	5	5	0	0	0	0	0	0	0	0	10	30-39	9
03:00	0	0	0	6	8	8	0	0	0	0	0	0	0	0	22	30-39	15
04:00	0	0	1	3	15	10	1	0	0	0	0	0	0	0	30	30-39	23
05:00	1	3	4	9	46	19	4	0	0	0	0	0	0	0	86	30-39	59
06:00	14	4	5	33	133	46	3	0	0	0	0	0	0	0	238	29-38	165
07:00	28	9	6	92	203	56	4	0	2	0	0	0	0	0	400	28-37	263
08:00	32	5	27	84	155	47	5	1	0	0	0	0	0	0	356	27-36	209
09:00	20	2	13	84	187	48	0	0	1	0	0	0	0	0	355	28-37	245
10:00	23	9	27	68	156	40	0	0	0	0	0	0	0	0	323	28-37	199
11:00	29	7	11	69	191	48	3	0	0	1	0	0	0	0	359	28-37	234
12 PM	29	7	21	80	196	46	3	0	2	1	0	0	0	0	385	28-37	245
13:00	*	*	*	*	*	*	*	*	*	*	*	*	*	*	*	*	*
14:00	*	*	*	*	*	*	*	*	*	*	*	*	*	*	*	*	*
15:00	*	*	*	*	*	*	*	*	*	*	*	*	*	*	*	*	*
16:00	*	*	*	*	*	*	*	*	*	*	*	*	*	*	*	*	*
17:00	*	*	*	*	*	*	*	*	*	*	*	*	*	*	*	*	*
18:00	*	*	*	*	*	*	*	*	*	*	*	*	*	*	*	*	*
19:00	*	*	*	*	*	*	*	*	*	*	*	*	*	*	*	*	*
20:00	*	*	*	*	*	*	*	*	*	*	*	*	*	*	*	*	*
21:00	*	*	*	*	*	*	*	*	*	*	*	*	*	*	*	*	*
22:00	*	*	*	*	*	*	*	*	*	*	*	*	*	*	*	*	*
23:00	*	*	*	*	*	*	*	*	*	*	*	*	*	*	*	*	*
Total	179	46	115	535	1326	393	25	1	5	2	0	0	0	0	2627		
Percent	6.8%	1.8%	4.4%	20.4%	50.5%	15.0%	1.0%	0.0%	0.2%	0.1%	0.0%	0.0%	0.0%	0.0%			
AM Peak	08:00	07:00	08:00	07:00	07:00	07:00	08:00	08:00	07:00	11:00					07:00		
Vol.	32	9	27	92	203	56	5	1	2	1					400		
PM Peak	12:00	12:00	12:00	12:00	12:00	12:00	12:00		12:00	12:00					12:00		
Vol.	29	7	21	80	196	46	3		2	1					385		
Total	693	209	601	2753	5174	1397	102	7	7	7	1	0	0	0	10951		
Percent	6.3%	1.9%	5.5%	25.1%	47.2%	12.8%	0.9%	0.1%	0.1%	0.1%	0.0%	0.0%	0.0%	0.0%			

15th Percentile : 21 MPH
50th Percentile : 30 MPH
85th Percentile : 35 MPH
95th Percentile : 38 MPH

Stats

10 MPH Pace Speed : 27-36 MPH
Number in Pace : 6998
Percent in Pace : 63.9%
Number of Vehicles > 55 MPH : 8
Percent of Vehicles > 55 MPH : 0.1%
Mean Speed(Average) : 29 MPH

Pioneer Valley Planning Commission
60 Congress Street
Springfield, MA 01104
(413) 781-6045

Location : West Springfield
Operator : AB, MB
Counter # : 1602
Road Class : U5

Site Code: 8896
Station ID:
River St
S/O Roanoke Ave
Latitude: 0' 0.0000 Undefined

SB

Start Time	1 15	16 20	21 25	26 30	31 35	36 40	41 45	46 50	51 55	56 60	61 65	66 70	71 75	76 999	Total	Pace Speed	Number in Pace
06/12/12	*	*	*	*	*	*	*	*	*	*	*	*	*	*	*	*	*
01:00	*	*	*	*	*	*	*	*	*	*	*	*	*	*	*	*	*
02:00	*	*	*	*	*	*	*	*	*	*	*	*	*	*	*	*	*
03:00	*	*	*	*	*	*	*	*	*	*	*	*	*	*	*	*	*
04:00	*	*	*	*	*	*	*	*	*	*	*	*	*	*	*	*	*
05:00	*	*	*	*	*	*	*	*	*	*	*	*	*	*	*	*	*
06:00	*	*	*	*	*	*	*	*	*	*	*	*	*	*	*	*	*
07:00	*	*	*	*	*	*	*	*	*	*	*	*	*	*	*	*	*
08:00	*	*	*	*	*	*	*	*	*	*	*	*	*	*	*	*	*
09:00	*	*	*	*	*	*	*	*	*	*	*	*	*	*	*	*	*
10:00	*	*	*	*	*	*	*	*	*	*	*	*	*	*	*	*	*
11:00	*	*	*	*	*	*	*	*	*	*	*	*	*	*	*	*	*
12 PM	*	*	*	*	*	*	*	*	*	*	*	*	*	*	*	*	*
13:00	*	*	*	*	*	*	*	*	*	*	*	*	*	*	*	*	*
14:00	22	5	4	38	132	167	59	**20**	2	0	0	0	0	0	449	32-41	264
15:00	21	2	10	39	116	179	**88**	10	2	0	0	0	**1**	0	468	33-42	274
16:00	**43**	**12**	14	40	**144**	**191**	71	9	2	0	0	0	0	0	**526**	32-41	289
17:00	31	12	**33**	**49**	140	180	56	13	1	0	0	0	0	0	515	31-40	278
18:00	16	5	13	17	48	141	81	14	2	0	0	0	0	0	337	34-43	200
19:00	8	3	6	10	46	102	52	15	1	0	0	0	0	0	243	34-43	147
20:00	5	1	1	4	37	89	52	13	2	0	0	0	0	0	204	34-43	132
21:00	1	3	1	7	38	70	28	5	3	0	0	0	0	0	156	33-42	102
22:00	3	0	3	9	10	45	25	5	**4**	0	**1**	0	0	0	105	35-44	63
23:00	0	0	3	5	12	24	22	**6**	2	0	0	0	0	0	74	35-44	43
Total	150	43	88	218	723	1188	534	110	21	0	1	0	1	0	3077		
Percent	4.9%	1.4%	2.9%	7.1%	23.5%	38.6%	17.4%	3.6%	0.7%	0.0%	0.0%	0.0%	0.0%	0.0%			
AM Peak Vol.																	
PM Peak Vol.	16:00 43	16:00 12	17:00 33	17:00 49	16:00 144	16:00 191	15:00 88	14:00 20	22:00 4		22:00 1		15:00 1		16:00 526		

Pioneer Valley Planning Commission
60 Congress Street
Springfield, MA 01104
(413) 781-6045

Location : West Springfield
Operator : AB, MB
Counter # : 1602
Road Class : U5

Site Code: 8896
Station ID:
River St
S/O Roanoke Ave
Latitude: 0' 0.0000 Undefined

SB

Start Time	1 15	16 20	21 25	26 30	31 35	36 40	41 45	46 50	51 55	56 60	61 65	66 70	71 75	76 999	Total	Pace Speed	Number in Pace
06/13/12	0	0	1	3	6	12	14	1	1	**1**	0	0	0	0	39	35-44	24
01:00	0	0	1	3	1	12	7	2	1	1	0	0	0	0	28	36-45	17
02:00	0	1	1	2	2	9	5	1	1	0	0	0	0	0	22	34-43	13
03:00	0	1	0	2	2	7	7	4	0	0	0	0	0	0	23	36-45	13
04:00	0	0	1	0	6	13	19	5	1	0	0	0	0	0	45	37-46	30
05:00	1	0	1	5	9	46	30	12	1	1	0	0	0	0	106	35-44	69
06:00	10	2	2	3	25	102	59	15	2	0	**1**	0	0	0	221	35-44	144
07:00	**25**	1	5	19	45	117	68	19	**3**	1	0	0	0	0	303	34-43	165
08:00	**31**	**4**	**9**	21	74	159	52	9	2	0	0	0	0	0	361	33-42	209
09:00	**24**	2	3	15	**87**	128	72	8	0	1	0	0	0	0	340	33-42	197
10:00	23	0	1	**26**	75	154	81	11	2	0	0	0	0	0	373	34-43	222
11:00	**16**	1	3	10	66	**200**	**94**	**22**	0	0	0	0	0	0	**412**	34-43	274
12 PM	16	2	2	15	99	164	83	12	1	0	0	0	0	0	394	33-42	248
13:00	**25**	1	5	**22**	73	160	78	14	3	1	0	0	0	0	382	34-43	224
14:00	33	2	5	**54**	126	163	63	15	0	0	0	0	0	0	461	32-41	254
15:00	21	3	14	32	**136**	165	88	26	2	1	**1**	0	0	0	489	32-41	274
16:00	**36**	**6**	**17**	30	63	214	111	27	4	1	0	0	0	0	509	35-44	288
17:00	30	4	9	10	123	**215**	**120**	29	5	0	0	0	0	0	**545**	33-42	321
18:00	12	1	1	20	39	123	102	**33**	**9**	1	0	0	0	0	341	36-45	201
19:00	6	5	3	13	28	107	86	9	2	1	0	0	0	0	260	35-44	170
20:00	6	1	4	12	29	108	72	9	0	0	0	0	0	0	241	35-44	162
21:00	2	0	1	4	36	83	40	13	1	0	0	0	0	0	180	34-43	120
22:00	2	3	3	3	13	36	28	18	6	0	0	0	0	0	112	36-45	58
23:00	1	0	1	3	11	27	28	8	0	**2**	0	0	0	**1**	82	36-45	50
Total	320	40	93	327	1174	2524	1407	322	47	12	2	0	0	1	6269		
Percent	5.1%	0.6%	1.5%	5.2%	18.7%	40.3%	22.4%	5.1%	0.7%	0.2%	0.0%	0.0%	0.0%	0.0%			
AM Peak	08:00	08:00	08:00	10:00	09:00	11:00	11:00	11:00	07:00	00:00	06:00				11:00		
Vol.	31	4	9	26	87	200	94	22	3	1	1				412		
PM Peak	16:00	16:00	16:00	14:00	15:00	17:00	17:00	18:00	18:00	23:00	15:00			23:00	17:00		
Vol.	36	6	17	54	136	215	120	33	9	2	1			1	545		

Pioneer Valley Planning Commission
60 Congress Street
Springfield, MA 01104
(413) 781-6045

Location : West Springfield
Operator : AB, MB
Counter # : 1602
Road Class : U5

Site Code: 8896
Station ID:
River St
S/O Roanoke Ave
Latitude: 0' 0.0000 Undefined

SB

Start Time	1 15	16 20	21 25	26 30	31 35	36 40	41 45	46 50	51 55	56 60	61 65	66 70	71 75	76 999	Total	Pace Speed	Number in Pace
06/14/12	0	0	1	2	4	17	9	4	3	1	0	0	0	0	41	35-44	24
01:00	1	0	1	0	5	5	12	2	3	1	0	0	0	0	30	37-46	16
02:00	0	0	1	1	4	7	16	2	2	0	0	0	0	0	33	37-46	21
03:00	1	0	0	1	1	4	11	6	1	0	0	0	0	0	25	39-48	16
04:00	2	0	0	0	3	12	16	10	3	0	0	0	0	0	46	38-47	26
05:00	0	0	1	3	8	25	38	19	4	0	0	1	0	0	99	38-47	61
06:00	11	0	1	8	9	48	87	42	5	2	1	0	1	0	215	38-47	128
07:00	30	4	5	7	35	108	98	36	2	0	0	0	0	0	325	36-45	176
08:00	46	3	7	15	75	113	93	19	3	1	0	0	0	0	375	34-43	180
09:00	38	9	7	16	59	141	99	20	2	1	0	0	0	0	392	35-44	207
10:00	29	17	6	14	62	169	105	22	1	1	0	0	0	0	426	35-44	240
11:00	31	0	1	37	93	203	101	15	0	2	0	0	0	0	483	34-43	286
12 PM	20	2	0	26	105	200	90	28	2	2	2	0	0	0	477	33-42	289
13:00	*	*	*	*	*	*	*	*	*	*	*	*	*	*	*	*	*
14:00	*	*	*	*	*	*	*	*	*	*	*	*	*	*	*	*	*
15:00	*	*	*	*	*	*	*	*	*	*	*	*	*	*	*	*	*
16:00	*	*	*	*	*	*	*	*	*	*	*	*	*	*	*	*	*
17:00	*	*	*	*	*	*	*	*	*	*	*	*	*	*	*	*	*
18:00	*	*	*	*	*	*	*	*	*	*	*	*	*	*	*	*	*
19:00	*	*	*	*	*	*	*	*	*	*	*	*	*	*	*	*	*
20:00	*	*	*	*	*	*	*	*	*	*	*	*	*	*	*	*	*
21:00	*	*	*	*	*	*	*	*	*	*	*	*	*	*	*	*	*
22:00	*	*	*	*	*	*	*	*	*	*	*	*	*	*	*	*	*
23:00	*	*	*	*	*	*	*	*	*	*	*	*	*	*	*	*	*
Total	209	35	31	130	463	1052	775	225	31	11	3	1	1	0	2967		
Percent	7.0%	1.2%	1.0%	4.4%	15.6%	35.5%	26.1%	7.6%	1.0%	0.4%	0.1%	0.0%	0.0%	0.0%			
AM Peak	08:00	10:00	08:00	11:00	11:00	11:00	10:00	06:00	06:00	06:00	06:00	05:00	06:00		11:00		
Vol.	46	17	7	37	93	203	105	42	5	2	1	1	1		483		
PM Peak	12:00	12:00		12:00	12:00	12:00	12:00	12:00	12:00	12:00	12:00				12:00		
Vol.	20	2		26	105	200	90	28	2	2	2				477		
Total	679	118	212	675	2360	4764	2716	657	99	23	6	1	2	1	12313		
Percent	5.5%	1.0%	1.7%	5.5%	19.2%	38.7%	22.1%	5.3%	0.8%	0.2%	0.0%	0.0%	0.0%	0.0%			

15th Percentile :	27 MPH
50th Percentile :	36 MPH
85th Percentile :	42 MPH
95th Percentile :	46 MPH

Stats

10 MPH Pace Speed :	34-43 MPH
Number in Pace :	6996
Percent in Pace :	56.8%
Number of Vehicles > 55 MPH :	33
Percent of Vehicles > 55 MPH :	0.3%
Mean Speed(Average) :	35 MPH

Pioneer Valley Planning Commission
60 Congress Street
Springfield, MA 01104
(413) 781-6045

Location : West Springfield
Operator : AB, MB
Counter # : 1449
Road Class : U6

Site Code: 8810
Station ID:
Western Ave
S/O Park Ave
Latitude: 0' 0.0000 Undefined

NB

Start Time	1 15	16 20	21 25	26 30	31 35	36 40	41 45	46 50	51 55	56 60	61 65	66 70	71 75	76 999	Total	Pace Speed	Number in Pace
05/09/12	*	*	*	*	*	*	*	*	*	*	*	*	*	*	*	*	*
01:00	*	*	*	*	*	*	*	*	*	*	*	*	*	*	*	*	*
02:00	*	*	*	*	*	*	*	*	*	*	*	*	*	*	*	*	*
03:00	*	*	*	*	*	*	*	*	*	*	*	*	*	*	*	*	*
04:00	*	*	*	*	*	*	*	*	*	*	*	*	*	*	*	*	*
05:00	*	*	*	*	*	*	*	*	*	*	*	*	*	*	*	*	*
06:00	*	*	*	*	*	*	*	*	*	*	*	*	*	*	*	*	*
07:00	*	*	*	*	*	*	*	*	*	*	*	*	*	*	*	*	*
08:00	*	*	*	*	*	*	*	*	*	*	*	*	*	*	*	*	*
09:00	*	*	*	*	*	*	*	*	*	*	*	*	*	*	*	*	*
10:00	*	*	*	*	*	*	*	*	*	*	*	*	*	*	*	*	*
11:00	**23**	**29**	**26**	**17**	**5**	**4**	0	0	0	0	0	0	0	0	**104**	12-21	42
12 PM	15	26	34	23	18	0	0	0	**1**	0	0	0	0	0	117	18-27	48
13:00	9	21	40	23	10	1	0	0	0	0	0	0	0	0	104	19-28	53
14:00	**33**	24	**48**	27	8	1	**1**	0	0	0	0	0	0	0	**142**	19-28	58
15:00	6	10	41	**41**	**20**	2	0	**1**	0	0	0	0	0	0	121	22-31	70
16:00	15	**31**	45	23	15	**6**	1	0	0	0	0	0	0	0	136	17-26	61
17:00	13	20	40	40	11	5	0	0	0	0	0	0	0	0	129	20-29	64
18:00	1	3	29	23	11	0	0	0	0	0	0	0	0	0	67	21-30	46
19:00	3	3	16	18	12	0	0	0	0	0	0	0	0	0	52	23-32	30
20:00	2	3	15	9	5	1	0	0	0	0	0	0	0	0	35	21-30	20
21:00	2	3	11	5	2	0	0	0	0	0	0	0	0	0	23	20-29	13
22:00	15	5	3	2	4	0	0	0	0	0	0	0	0	0	29	4-13	16
23:00	1	1	3	3	1	1	0	0	0	0	0	0	0	0	10	19-28	5
Total	138	179	351	254	122	21	2	1	1	0	0	0	0	0	1069		
Percent	12.9%	16.7%	32.8%	23.8%	11.4%	2.0%	0.2%	0.1%	0.1%	0.0%	0.0%	0.0%	0.0%	0.0%			
AM Peak	11:00	11:00	11:00	11:00	11:00	11:00									11:00		
Vol.	23	29	26	17	5	4									104		
PM Peak	14:00	16:00	14:00	15:00	15:00	16:00	14:00	15:00	12:00						14:00		
Vol.	33	31	48	41	20	6	1	1	1						142		

Pioneer Valley Planning Commission
60 Congress Street
Springfield, MA 01104
(413) 781-6045

Location : West Springfield
Operator : AB, MB
Counter # : 1449
Road Class : U6

Site Code: 8810
Station ID:
Western Ave
S/O Park Ave
Latitude: 0' 0.0000 Undefined

NB

Start Time	1 15	16 20	21 25	26 30	31 35	36 40	41 45	46 50	51 55	56 60	61 65	66 70	71 75	76 999	Total	Pace Speed	Number in Pace
05/10/12	1	5	4	4	0	0	0	0	0	0	0	0	0	0	14	17-26	7
01:00	1	1	0	2	1	0	0	0	0	0	0	0	0	0	5	26-35	2
02:00	0	2	1	0	0	0	0	0	0	0	0	0	0	0	3	16-25	2
03:00	4	5	1	1	0	0	0	0	0	0	0	0	0	0	11	10-19	6
04:00	2	4	1	4	0	1	0	0	0	0	0	0	0	0	12	11-20	5
05:00	0	2	5	7	3	0	0	0	0	0	0	0	0	0	17	21-30	11
06:00	13	10	15	10	3	0	0	0	0	0	0	0	0	0	51	19-28	19
07:00	7	11	20	13	1	0	0	0	0	0	0	0	0	0	52	19-28	27
08:00	7	12	24	15	**9**	1	0	0	0	0	0	0	0	0	68	20-29	32
09:00	9	11	28	19	6	**2**	0	0	0	0	0	0	0	0	75	20-29	38
10:00	**16**	14	29	26	5	1	0	0	0	0	0	0	0	0	91	20-29	42
11:00	5	**21**	**44**	**36**	7	2	**1**	0	0	0	0	0	0	0	**116**	20-29	67
12 PM	17	17	29	28	10	1	0	0	0	0	0	0	0	0	102	20-29	44
13:00	17	18	28	31	9	2	0	0	0	0	0	0	0	0	105	21-30	45
14:00	**26**	**36**	**45**	37	9	**6**	0	0	0	0	0	0	0	0	**159**	19-28	66
15:00	13	27	36	43	**15**	4	**1**	0	0	0	0	0	0	0	139	21-30	64
16:00	12	27	39	45	14	6	1	0	0	0	0	0	0	0	144	20-29	68
17:00	20	25	44	**48**	15	4	1	0	0	0	0	0	0	0	157	21-30	73
18:00	2	9	19	34	12	1	1	0	0	0	0	0	0	0	78	22-31	47
19:00	2	8	11	13	9	0	1	0	0	0	0	0	0	0	44	21-30	21
20:00	2	4	14	11	12	2	0	0	0	0	0	0	0	0	45	24-33	22
21:00	3	4	13	8	5	4	0	0	0	0	0	0	0	0	37	20-29	18
22:00	23	6	4	4	2	0	1	0	0	0	0	0	0	0	40	5-14	23
23:00	1	2	4	2	0	1	0	0	0	0	0	0	0	0	10	19-28	5
Total	203	281	458	441	147	38	7	0	0	0	0	0	0	0	1575		
Percent	12.9%	17.8%	29.1%	28.0%	9.3%	2.4%	0.4%	0.0%	0.0%	0.0%	0.0%	0.0%	0.0%	0.0%			
AM Peak	10:00	11:00	11:00	11:00	08:00	09:00	11:00								11:00		
Vol.	16	21	44	36	9	2	1								116		
PM Peak	14:00	14:00	14:00	17:00	15:00	14:00	15:00								14:00		
Vol.	26	36	45	48	15	6	1								159		

Pioneer Valley Planning Commission
60 Congress Street
Springfield, MA 01104
(413) 781-6045

Location : West Springfield
Operator : AB, MB
Counter # : 1449
Road Class : U6

Site Code: 8810
Station ID:
Western Ave
S/O Park Ave
Latitude: 0' 0.0000 Undefined

NB

Start Time	1 15	16 20	21 25	26 30	31 35	36 40	41 45	46 50	51 55	56 60	61 65	66 70	71 75	76 999	Total	Pace Speed	Number in Pace
05/11/12	1	4	1	3	0	1	0	0	0	0	0	0	0	0	10	11-20	5
01:00	0	0	1	1	0	0	0	0	0	0	0	0	0	0	2	19-28	2
02:00	2	1	2	0	1	0	0	0	0	0	0	0	0	0	6	17-26	2
03:00	2	3	0	0	0	0	0	0	0	0	0	0	0	0	5	11-20	3
04:00	0	3	2	3	0	0	0	0	0	0	0	0	0	0	8	21-30	4
05:00	4	3	4	5	1	0	0	0	0	0	0	0	0	0	17	20-29	7
06:00	8	3	10	12	4	1	0	0	0	0	0	0	0	0	38	21-30	17
07:00	5	19	15	10	5	0	0	0	0	0	0	0	0	0	54	16-25	26
08:00	9	7	20	21	7	0	0	0	0	0	0	0	0	0	64	21-30	32
09:00	9	19	26	28	4	1	0	0	0	0	0	0	0	0	87	20-29	43
10:00	*	*	*	*	*	*	*	*	*	*	*	*	*	*	*	*	*
11:00	*	*	*	*	*	*	*	*	*	*	*	*	*	*	*	*	*
12 PM	*	*	*	*	*	*	*	*	*	*	*	*	*	*	*	*	*
13:00	*	*	*	*	*	*	*	*	*	*	*	*	*	*	*	*	*
14:00	*	*	*	*	*	*	*	*	*	*	*	*	*	*	*	*	*
15:00	*	*	*	*	*	*	*	*	*	*	*	*	*	*	*	*	*
16:00	*	*	*	*	*	*	*	*	*	*	*	*	*	*	*	*	*
17:00	*	*	*	*	*	*	*	*	*	*	*	*	*	*	*	*	*
18:00	*	*	*	*	*	*	*	*	*	*	*	*	*	*	*	*	*
19:00	*	*	*	*	*	*	*	*	*	*	*	*	*	*	*	*	*
20:00	*	*	*	*	*	*	*	*	*	*	*	*	*	*	*	*	*
21:00	*	*	*	*	*	*	*	*	*	*	*	*	*	*	*	*	*
22:00	*	*	*	*	*	*	*	*	*	*	*	*	*	*	*	*	*
23:00	*	*	*	*	*	*	*	*	*	*	*	*	*	*	*	*	*
Total	40	62	81	83	22	3	0	0	0	0	0	0	0	0	291		
Percent	13.7%	21.3%	27.8%	28.5%	7.6%	1.0%	0.0%	0.0%	0.0%	0.0%	0.0%	0.0%	0.0%	0.0%			
AM Peak	08:00	07:00	09:00	09:00	08:00	00:00									09:00		
Vol.	9	19	26	28	7	1									87		
PM Peak Vol.																	
Total	381	522	890	778	291	62	9	1	1	0	0	0	0	0	2935		
Percent	13.0%	17.8%	30.3%	26.5%	9.9%	2.1%	0.3%	0.0%	0.0%	0.0%	0.0%	0.0%	0.0%	0.0%			

15th Percentile :	10 MPH
50th Percentile :	21 MPH
85th Percentile :	29 MPH
95th Percentile :	33 MPH

Stats

10 MPH Pace Speed :	20-29 MPH
Number in Pace :	1327
Percent in Pace :	45.2%
Number of Vehicles > 55 MPH :	0
Percent of Vehicles > 55 MPH :	0.0%
Mean Speed(Average) :	21 MPH

Pioneer Valley Planning Commission
60 Congress Street
Springfield, MA 01104
(413) 781-6045

Location : West Springfield
Operator : AB, MB
Counter # : 1449
Road Class : U6

Site Code: 8810
Station ID:
Western Ave
S/O Park Ave
Latitude: 0' 0.0000 Undefined

SB

Start Time	1 15	16 20	21 25	26 30	31 35	36 40	41 45	46 50	51 55	56 60	61 65	66 70	71 75	76 999	Total	Pace Speed	Number in Pace
05/09/12	*	*	*	*	*	*	*	*	*	*	*	*	*	*	*	*	*
01:00	*	*	*	*	*	*	*	*	*	*	*	*	*	*	*	*	*
02:00	*	*	*	*	*	*	*	*	*	*	*	*	*	*	*	*	*
03:00	*	*	*	*	*	*	*	*	*	*	*	*	*	*	*	*	*
04:00	*	*	*	*	*	*	*	*	*	*	*	*	*	*	*	*	*
05:00	*	*	*	*	*	*	*	*	*	*	*	*	*	*	*	*	*
06:00	*	*	*	*	*	*	*	*	*	*	*	*	*	*	*	*	*
07:00	*	*	*	*	*	*	*	*	*	*	*	*	*	*	*	*	*
08:00	*	*	*	*	*	*	*	*	*	*	*	*	*	*	*	*	*
09:00	*	*	*	*	*	*	*	*	*	*	*	*	*	*	*	*	*
10:00	*	*	*	*	*	*	*	*	*	*	*	*	*	*	*	*	*
11:00	**6**	**13**	**34**	**10**	0	0	0	0	0	0	0	0	0	0	**63**	18-27	39
12 PM	19	21	29	19	0	0	0	0	0	0	0	0	0	0	**88**	18-27	38
13:00	**20**	**22**	**33**	12	1	0	0	0	0	0	0	0	0	0	88	16-25	40
14:00	12	6	29	14	2	0	0	0	0	0	0	0	0	0	63	20-29	33
15:00	6	22	28	**23**	1	0	0	0	0	0	0	0	0	0	80	19-28	42
16:00	2	15	33	11	**4**	0	0	0	0	0	0	0	0	0	65	18-27	41
17:00	6	11	15	15	3	0	0	0	0	0	0	0	0	0	50	19-28	24
18:00	3	10	17	11	0	0	0	0	0	0	0	0	0	0	41	19-28	23
19:00	3	6	16	4	0	0	0	0	0	0	0	0	0	0	29	17-26	18
20:00	0	6	12	2	0	0	0	0	0	0	0	0	0	0	20	17-26	15
21:00	9	9	9	9	1	0	0	0	0	0	0	0	0	0	37	7-16	14
22:00	4	1	3	2	0	0	0	0	0	0	0	0	0	0	10	7-16	4
23:00	2	3	3	0	0	0	0	0	0	0	0	0	0	0	8	16-25	4
Total	92	145	261	132	12	0	0	0	0	0	0	0	0	0	642		
Percent	14.3%	22.6%	40.7%	20.6%	1.9%	0.0%	0.0%	0.0%	0.0%	0.0%	0.0%	0.0%	0.0%	0.0%			
AM Peak	11:00	11:00	11:00	11:00											11:00		
Vol.	6	13	34	10											63		
PM Peak	13:00	13:00	13:00	15:00	16:00										12:00		
Vol.	20	22	33	23	4										88		

Pioneer Valley Planning Commission
60 Congress Street
Springfield, MA 01104
(413) 781-6045

Location : West Springfield
Operator : AB, MB
Counter # : 1449
Road Class : U6

Site Code: 8810
Station ID:
Western Ave
S/O Park Ave
Latitude: 0' 0.0000 Undefined

SB

Start Time	1 15	16 20	21 25	26 30	31 35	36 40	41 45	46 50	51 55	56 60	61 65	66 70	71 75	76 999	Total	Pace Speed	Number in Pace
05/10/12	0	1	3	0	0	0	0	0	0	0	0	0	0	0	4	19-28	3
01:00	1	3	2	1	0	0	0	0	0	0	0	0	0	0	7	11-20	4
02:00	2	0	5	2	0	0	0	0	0	0	0	0	0	0	9	21-30	5
03:00	0	4	9	0	1	0	0	0	0	0	0	0	0	0	14	17-26	10
04:00	1	6	11	7	0	0	0	0	0	0	0	0	0	0	25	20-29	15
05:00	15	13	33	10	0	0	0	0	0	0	0	0	0	0	71	18-27	36
06:00	2	10	42	10	2	0	0	0	0	0	0	0	0	0	66	19-28	47
07:00	1	11	32	21	2	0	0	0	0	0	0	0	0	0	67	20-29	45
08:00	6	14	28	17	0	0	0	0	0	0	0	0	0	0	65	19-28	37
09:00	6	5	36	10	0	0	0	0	0	0	0	0	0	0	57	19-28	39
10:00	10	7	35	8	1	0	0	0	0	0	0	0	0	0	61	18-27	36
11:00	14	16	26	16	0	0	0	0	0	0	0	0	0	0	72	19-28	33
12 PM	14	13	27	17	0	0	0	0	0	0	0	0	0	0	71	19-28	34
13:00	25	12	37	19	1	0	0	0	0	0	0	0	0	0	94	19-28	42
14:00	13	13	29	11	2	0	0	0	0	0	0	0	0	0	68	17-26	33
15:00	4	17	41	28	3	0	0	0	0	0	0	0	0	0	93	20-29	58
16:00	6	16	19	26	0	1	0	0	0	0	0	0	0	0	68	20-29	35
17:00	10	15	21	17	2	0	0	0	0	0	0	0	0	0	65	19-28	30
18:00	4	19	24	18	0	0	0	0	0	0	0	0	0	0	65	18-27	36
19:00	3	10	13	5	1	0	0	0	0	0	0	0	0	0	32	16-25	18
20:00	2	5	10	5	0	0	0	0	0	0	0	0	0	0	22	18-27	13
21:00	7	6	14	6	2	0	0	0	0	0	0	0	0	0	35	19-28	16
22:00	1	1	7	2	2	0	0	0	0	0	0	0	0	0	13	18-27	8
23:00	1	4	5	1	1	0	0	0	0	0	0	0	0	0	12	15-24	7
Total	148	221	509	257	20	1	0	0	0	0	0	0	0	0	1156		
Percent	12.8%	19.1%	44.0%	22.2%	1.7%	0.1%	0.0%	0.0%	0.0%	0.0%	0.0%	0.0%	0.0%	0.0%			
AM Peak	05:00	11:00	06:00	07:00	06:00										11:00		
Vol.	15	16	42	21	2										72		
PM Peak	13:00	18:00	15:00	15:00	15:00	16:00									13:00		
Vol.	25	19	41	28	3	1									94		

Pioneer Valley Planning Commission
60 Congress Street
Springfield, MA 01104
(413) 781-6045

Location : West Springfield
Operator : AB, MB
Counter # : 1449
Road Class : U6

Site Code: 8810
Station ID:
Western Ave
S/O Park Ave
Latitude: 0' 0.0000 Undefined

SB

Start Time	1 15	16 20	21 25	26 30	31 35	36 40	41 45	46 50	51 55	56 60	61 65	66 70	71 75	76 999	Total	Pace Speed	Number in Pace
05/11/12	0	1	1	0	0	0	0	0	0	0	0	0	0	0	2	19-28	1
01:00	0	1	4	1	0	0	0	0	0	0	0	0	0	0	6	18-27	5
02:00	2	3	8	1	1	0	0	0	0	0	0	0	0	0	15	17-26	9
03:00	3	3	3	1	1	0	0	0	0	0	0	0	0	0	11	17-26	4
04:00	0	1	13	5	0	0	0	0	0	0	0	0	0	0	19	20-29	16
05:00	**17**	10	28	10	0	0	0	0	0	0	0	0	0	0	65	18-27	30
06:00	2	6	29	18	2	0	0	0	0	0	0	0	0	0	57	20-29	40
07:00	3	3	28	**26**	**3**	0	0	0	0	0	0	0	0	0	63	21-30	45
08:00	3	8	**37**	19	3	1	0	0	0	0	0	0	0	0	**71**	20-29	48
09:00	8	**15**	24	19	0	0	0	0	0	0	0	0	0	0	66	19-28	34
10:00	*	*	*	*	*	*	*	*	*	*	*	*	*	*	*	*	*
11:00	*	*	*	*	*	*	*	*	*	*	*	*	*	*	*	*	*
12 PM	*	*	*	*	*	*	*	*	*	*	*	*	*	*	*	*	*
13:00	*	*	*	*	*	*	*	*	*	*	*	*	*	*	*	*	*
14:00	*	*	*	*	*	*	*	*	*	*	*	*	*	*	*	*	*
15:00	*	*	*	*	*	*	*	*	*	*	*	*	*	*	*	*	*
16:00	*	*	*	*	*	*	*	*	*	*	*	*	*	*	*	*	*
17:00	*	*	*	*	*	*	*	*	*	*	*	*	*	*	*	*	*
18:00	*	*	*	*	*	*	*	*	*	*	*	*	*	*	*	*	*
19:00	*	*	*	*	*	*	*	*	*	*	*	*	*	*	*	*	*
20:00	*	*	*	*	*	*	*	*	*	*	*	*	*	*	*	*	*
21:00	*	*	*	*	*	*	*	*	*	*	*	*	*	*	*	*	*
22:00	*	*	*	*	*	*	*	*	*	*	*	*	*	*	*	*	*
23:00	*	*	*	*	*	*	*	*	*	*	*	*	*	*	*	*	*
Total	38	51	175	100	10	1	0	0	0	0	0	0	0	0	375		
Percent	10.1%	13.6%	46.7%	26.7%	2.7%	0.3%	0.0%	0.0%	0.0%	0.0%	0.0%	0.0%	0.0%	0.0%			
AM Peak	05:00	09:00	08:00	07:00	07:00	08:00									08:00		
Vol.	17	15	37	26	3	1									71		
PM Peak Vol.																	
Total	278	417	945	489	42	2	0	0	0	0	0	0	0	0	2173		
Percent	12.8%	19.2%	43.5%	22.5%	1.9%	0.1%	0.0%	0.0%	0.0%	0.0%	0.0%	0.0%	0.0%	0.0%			

	15th Percentile :	10 MPH
	50th Percentile :	20 MPH
	85th Percentile :	26 MPH
	95th Percentile :	29 MPH
Stats	10 MPH Pace Speed :	19-28 MPH
	Number in Pace :	1173
	Percent in Pace :	54.0%
	Number of Vehicles > 55 MPH :	0
	Percent of Vehicles > 55 MPH :	0.0%
	Mean Speed(Average) :	20 MPH

Pioneer Valley Planning Commission
60 Congress Street
Springfield, MA 01104
(413) 781-6045

Location : West Springfield
Operator : AB, MB
Counter # : 1478
Road Class : U0

Site Code: 8809
Station ID:
Progress Ave
S/O Park Ave
Latitude: 0' 0.0000 Undefined

NB

Start Time	1 15	16 20	21 25	26 30	31 35	36 40	41 45	46 50	51 55	56 60	61 65	66 70	71 75	76 999	Total	Pace Speed	Number in Pace
05/09/12	*	*	*	*	*	*	*	*	*	*	*	*	*	*	*	*	*
01:00	*	*	*	*	*	*	*	*	*	*	*	*	*	*	*	*	*
02:00	*	*	*	*	*	*	*	*	*	*	*	*	*	*	*	*	*
03:00	*	*	*	*	*	*	*	*	*	*	*	*	*	*	*	*	*
04:00	*	*	*	*	*	*	*	*	*	*	*	*	*	*	*	*	*
05:00	*	*	*	*	*	*	*	*	*	*	*	*	*	*	*	*	*
06:00	*	*	*	*	*	*	*	*	*	*	*	*	*	*	*	*	*
07:00	*	*	*	*	*	*	*	*	*	*	*	*	*	*	*	*	*
08:00	*	*	*	*	*	*	*	*	*	*	*	*	*	*	*	*	*
09:00	*	*	*	*	*	*	*	*	*	*	*	*	*	*	*	*	*
10:00	*	*	*	*	*	*	*	*	*	*	*	*	*	*	*	*	*
11:00	**6**	**4**	**4**	**3**	0	0	0	0	0	0	0	0	0	0	**17**	9-18	7
12 PM	7	7	7	1	0	0	0	0	0	0	0	0	0	0	22	6-15	10
13:00	8	8	**4**	**0**	0	0	0	0	0	0	0	0	0	0	20	8-17	11
14:00	**12**	5	2	1	0	0	0	0	0	0	0	0	0	0	20	4-13	12
15:00	7	8	5	1	0	0	0	0	0	0	0	0	0	0	21	12-21	10
16:00	8	8	**8**	**5**	0	0	0	0	0	0	0	0	0	0	**29**	7-16	12
17:00	3	**9**	7	5	0	0	0	0	0	0	0	0	0	0	24	15-24	12
18:00	10	7	0	0	0	0	0	0	0	0	0	0	0	0	17	8-17	10
19:00	**0**	1	1	**0**	0	0	0	0	0	0	0	0	0	0	2	19-28	1
20:00	0	0	0	0	0	0	0	0	0	0	0	0	0	0	0	*	*
21:00	1	0	0	0	0	0	0	0	0	0	0	0	0	0	1	*	1
22:00	0	0	0	0	0	0	0	0	0	0	0	0	0	0	0	*	*
23:00	0	0	0	0	0	0	0	0	0	0	0	0	0	0	0	*	*
Total	62	57	38	16	0	0	0	0	0	0	0	0	0	0	173		
Percent	35.8%	32.9%	22.0%	9.2%	0.0%	0.0%	0.0%	0.0%	0.0%	0.0%	0.0%	0.0%	0.0%	0.0%			
AM Peak	11:00	11:00	11:00	11:00											11:00		
Vol.	6	4	4	3											17		
PM Peak	14:00	17:00	16:00	16:00											16:00		
Vol.	12	9	8	5											29		

Pioneer Valley Planning Commission
60 Congress Street
Springfield, MA 01104
(413) 781-6045

Location : West Springfield
Operator : AB, MB
Counter # : 1478
Road Class : U0

Site Code: 8809
Station ID:
Progress Ave
S/O Park Ave
Latitude: 0' 0.0000 Undefined

NB

Start Time	1 15	16 20	21 25	26 30	31 35	36 40	41 45	46 50	51 55	56 60	61 65	66 70	71 75	76 999	Total	Pace Speed	Number in Pace
05/10/12	0	0	0	0	0	0	0	0	0	0	0	0	0	0	0	*	*
01:00	0	0	0	0	0	0	0	0	0	0	0	0	0	0	0	*	*
02:00	0	0	0	0	0	0	0	0	0	0	0	0	0	0	0	*	*
03:00	0	0	0	0	0	0	0	0	0	0	0	0	0	0	0	*	*
04:00	0	0	0	1	0	0	0	0	0	0	0	0	0	0	1	19-28	1
05:00	0	0	0	0	0	0	0	0	0	0	0	0	0	0	0	*	*
06:00	1	1	2	0	0	0	0	0	0	0	0	0	0	0	4	17-26	2
07:00	1	1	0	0	0	0	0	0	0	0	0	0	0	0	2	12-21	1
08:00	4	6	0	1	0	0	0	0	0	0	0	0	0	0	11	9-18	7
09:00	3	2	2	2	0	0	0	0	0	0	0	0	0	0	9	4-13	4
10:00	7	8	5	2	1	0	0	0	0	0	0	0	0	0	23	8-17	11
11:00	6	7	3	2	1	0	0	0	0	0	0	0	0	0	19	11-20	9
12 PM	10	7	6	0	2	0	0	0	0	0	0	0	0	0	25	7-16	12
13:00	6	11	3	2	0	0	0	0	0	0	0	0	0	0	22	12-21	12
14:00	9	5	3	1	0	0	0	0	0	0	0	0	0	0	18	5-14	10
15:00	8	6	6	7	0	0	0	0	0	0	0	0	0	0	27	6-15	11
16:00	6	15	5	3	0	0	0	0	0	0	0	0	0	0	29	11-20	17
17:00	11	6	6	1	2	0	0	0	0	0	0	0	0	0	26	5-14	13
18:00	4	7	1	0	0	0	0	0	0	0	0	0	0	0	12	12-21	7
19:00	0	2	0	0	0	0	0	0	0	0	0	0	0	0	2	10-19	2
20:00	0	1	0	0	0	0	0	0	0	0	0	0	0	0	1	8-17	1
21:00	0	0	0	0	0	0	0	0	0	0	0	0	0	0	0	*	*
22:00	0	1	0	0	0	0	0	0	0	0	0	0	0	0	1	8-17	1
23:00	0	0	0	0	0	0	0	0	0	0	0	0	0	0	0	*	*
Total	76	86	42	22	6	0	0	0	0	0	0	0	0	0	232		
Percent	32.8%	37.1%	18.1%	9.5%	2.6%	0.0%	0.0%	0.0%	0.0%	0.0%	0.0%	0.0%	0.0%	0.0%			
AM Peak	10:00	10:00	10:00	09:00	10:00										10:00		
Vol.	7	8	5	2	1										23		
PM Peak	17:00	16:00	12:00	15:00	12:00										16:00		
Vol.	11	15	6	7	2										29		

Pioneer Valley Planning Commission
60 Congress Street
Springfield, MA 01104
(413) 781-6045

Location : West Springfield
Operator : AB, MB
Counter # : 1478
Road Class : U0

Site Code: 8809
Station ID:
Progress Ave
S/O Park Ave
Latitude: 0' 0.0000 Undefined

NB

Start Time	1 15	16 20	21 25	26 30	31 35	36 40	41 45	46 50	51 55	56 60	61 65	66 70	71 75	76 999	Total	Pace Speed	Number in Pace
05/11/12	0	0	0	0	0	0	0	0	0	0	0	0	0	0	0	*	*
01:00	0	0	0	0	0	0	0	0	0	0	0	0	0	0	0	*	*
02:00	0	0	0	0	0	0	0	0	0	0	0	0	0	0	0	*	*
03:00	0	0	0	0	0	0	0	0	0	0	0	0	0	0	0	*	*
04:00	0	0	0	0	0	0	0	0	0	0	0	0	0	0	0	*	*
05:00	0	0	0	0	0	0	0	0	0	0	0	0	0	0	0	*	*
06:00	0	2	1	0	0	0	0	0	0	0	0	0	0	0	3	16-25	2
07:00	0	1	0	0	0	0	0	0	0	0	0	0	0	0	1	8-17	1
08:00	3	1	1	1	0	0	0	0	0	0	0	0	0	0	6	7-16	3
09:00	**12**	**6**	**3**	**2**	0	0	0	0	0	0	0	0	0	0	**23**	5-14	13
10:00	*	*	*	*	*	*	*	*	*	*	*	*	*	*	*	*	*
11:00	*	*	*	*	*	*	*	*	*	*	*	*	*	*	*	*	*
12 PM	*	*	*	*	*	*	*	*	*	*	*	*	*	*	*	*	*
13:00	*	*	*	*	*	*	*	*	*	*	*	*	*	*	*	*	*
14:00	*	*	*	*	*	*	*	*	*	*	*	*	*	*	*	*	*
15:00	*	*	*	*	*	*	*	*	*	*	*	*	*	*	*	*	*
16:00	*	*	*	*	*	*	*	*	*	*	*	*	*	*	*	*	*
17:00	*	*	*	*	*	*	*	*	*	*	*	*	*	*	*	*	*
18:00	*	*	*	*	*	*	*	*	*	*	*	*	*	*	*	*	*
19:00	*	*	*	*	*	*	*	*	*	*	*	*	*	*	*	*	*
20:00	*	*	*	*	*	*	*	*	*	*	*	*	*	*	*	*	*
21:00	*	*	*	*	*	*	*	*	*	*	*	*	*	*	*	*	*
22:00	*	*	*	*	*	*	*	*	*	*	*	*	*	*	*	*	*
23:00	*	*	*	*	*	*	*	*	*	*	*	*	*	*	*	*	*
Total	15	10	5	3	0	0	0	0	0	0	0	0	0	0	33		
Percent	45.5%	30.3%	15.2%	9.1%	0.0%	0.0%	0.0%	0.0%	0.0%	0.0%	0.0%	0.0%	0.0%	0.0%			
AM Peak	09:00	09:00	09:00	09:00											09:00		
Vol.	12	6	3	2											23		
PM Peak																	
Vol.																	
Total	153	153	85	41	6	0	0	0	0	0	0	0	0	0	438		
Percent	34.9%	34.9%	19.4%	9.4%	1.4%	0.0%	0.0%	0.0%	0.0%	0.0%	0.0%	0.0%	0.0%	0.0%			

15th Percentile :	6 MPH
50th Percentile :	13 MPH
85th Percentile :	22 MPH
95th Percentile :	26 MPH

Stats

10 MPH Pace Speed :	9-18 MPH
Number in Pace :	210
Percent in Pace :	47.9%
Number of Vehicles > 55 MPH :	0
Percent of Vehicles > 55 MPH :	0.0%
Mean Speed(Average) :	15 MPH

Pioneer Valley Planning Commission
60 Congress Street
Springfield, MA 01104
(413) 781-6045

Location : West Springfield
Operator : AB, MB
Counter # : 1478
Road Class : U0

Site Code: 8809
Station ID:
Progress Ave
S/O Park Ave
Latitude: 0' 0.0000 Undefined

SB

Start Time	1 15	16 20	21 25	26 30	31 35	36 40	41 45	46 50	51 55	56 60	61 65	66 70	71 75	76 999	Total	Pace Speed	Number in Pace
05/09/12	*	*	*	*	*	*	*	*	*	*	*	*	*	*	*	*	*
01:00	*	*	*	*	*	*	*	*	*	*	*	*	*	*	*	*	*
02:00	*	*	*	*	*	*	*	*	*	*	*	*	*	*	*	*	*
03:00	*	*	*	*	*	*	*	*	*	*	*	*	*	*	*	*	*
04:00	*	*	*	*	*	*	*	*	*	*	*	*	*	*	*	*	*
05:00	*	*	*	*	*	*	*	*	*	*	*	*	*	*	*	*	*
06:00	*	*	*	*	*	*	*	*	*	*	*	*	*	*	*	*	*
07:00	*	*	*	*	*	*	*	*	*	*	*	*	*	*	*	*	*
08:00	*	*	*	*	*	*	*	*	*	*	*	*	*	*	*	*	*
09:00	*	*	*	*	*	*	*	*	*	*	*	*	*	*	*	*	*
10:00	*	*	*	*	*	*	*	*	*	*	*	*	*	*	*	*	*
11:00	**3**	**4**	**5**	**2**	0	0	0	0	0	0	0	0	0	0	**14**	15-24	7
12 PM	4	**6**	3	**2**	0	0	0	0	0	0	0	0	0	0	15	13-22	7
13:00	6	4	**5**	1	0	0	0	0	0	0	0	0	0	0	**16**	8-17	7
14:00	**8**	3	0	1	0	0	0	0	0	0	0	0	0	0	12	4-13	8
15:00	6	4	1	0	0	0	0	0	0	0	0	0	0	0	11	9-18	6
16:00	3	2	2	1	0	0	0	0	0	0	0	0	0	0	8	5-14	4
17:00	1	1	0	1	**1**	0	0	0	0	0	0	0	0	0	4	8-17	2
18:00	2	2	1	1	0	0	0	0	0	0	0	0	0	0	6	5-14	3
19:00	1	1	0	0	0	0	0	0	0	0	0	0	0	0	2	12-21	1
20:00	0	0	0	0	0	0	0	0	0	0	0	0	0	0	0	*	*
21:00	0	0	1	0	0	0	0	0	0	0	0	0	0	0	1	14-23	1
22:00	0	0	0	0	0	0	0	0	0	0	0	0	0	0	0	*	*
23:00	0	0	0	0	0	0	0	0	0	0	0	0	0	0	0	*	*
Total	34	27	18	9	1	0	0	0	0	0	0	0	0	0	89		
Percent	38.2%	30.3%	20.2%	10.1%	1.1%	0.0%	0.0%	0.0%	0.0%	0.0%	0.0%	0.0%	0.0%	0.0%			
AM Peak	11:00	11:00	11:00	11:00											11:00		
Vol.	3	4	5	2											14		
PM Peak	14:00	12:00	13:00	12:00	17:00										13:00		
Vol.	8	6	5	2	1										16		

Pioneer Valley Planning Commission
60 Congress Street
Springfield, MA 01104
(413) 781-6045

Location : West Springfield
Operator : AB, MB
Counter # : 1478
Road Class : U0

Site Code: 8809
Station ID:
Progress Ave
S/O Park Ave
Latitude: 0' 0.0000 Undefined

SB

Start Time	1 15	16 20	21 25	26 30	31 35	36 40	41 45	46 50	51 55	56 60	61 65	66 70	71 75	76 999	Total	Pace Speed	Number in Pace
05/10/12	0	0	0	0	0	0	0	0	0	0	0	0	0	0	0	*	*
01:00	0	0	0	0	0	0	0	0	0	0	0	0	0	0	0	*	*
02:00	0	0	0	0	0	0	0	0	0	0	0	0	0	0	0	*	*
03:00	0	0	0	0	0	0	0	0	0	0	0	0	0	0	0	*	*
04:00	0	0	0	0	0	0	0	0	0	0	0	0	0	0	0	*	*
05:00	1	1	1	1	0	0	0	0	0	0	0	0	0	0	4	8-17	2
06:00	0	2	1	3	1	0	0	0	0	0	0	0	0	0	7	26-35	3
07:00	3	6	6	1	0	0	0	0	0	0	0	0	0	0	16	14-23	9
08:00	11	7	4	3	0	0	0	0	0	0	0	0	0	0	25	5-14	13
09:00	8	5	4	1	2	0	0	0	0	0	0	0	0	0	20	8-17	9
10:00	10	5	2	2	0	0	0	0	0	0	0	0	0	0	19	5-14	11
11:00	5	5	3	0	0	0	0	0	0	0	0	0	0	0	13	7-16	7
12 PM	8	7	2	2	0	0	0	0	0	0	0	0	0	0	19	6-15	10
13:00	2	2	2	0	0	0	0	0	0	0	0	0	0	0	6	5-14	3
14:00	6	3	1	0	0	0	0	0	0	0	0	0	0	0	10	6-15	6
15:00	4	5	1	0	0	0	0	0	0	0	0	0	0	0	10	8-17	6
16:00	1	2	3	0	0	0	0	0	0	0	0	0	0	0	6	15-24	4
17:00	3	5	1	1	0	0	0	0	0	0	0	0	0	0	10	9-18	6
18:00	0	0	0	1	1	0	0	0	0	0	0	0	0	0	2	24-33	2
19:00	1	3	1	0	0	0	0	0	0	0	0	0	0	0	5	14-23	3
20:00	0	0	0	0	0	0	0	0	0	0	0	0	0	0	0	*	*
21:00	0	0	0	0	0	0	0	0	0	0	0	0	0	0	0	*	*
22:00	0	1	0	0	0	0	0	0	0	0	0	0	0	0	1	8-17	1
23:00	0	0	0	0	0	0	0	0	0	0	0	0	0	0	0	*	*
Total	63	59	32	15	4	0	0	0	0	0	0	0	0	0	173		
Percent	36.4%	34.1%	18.5%	8.7%	2.3%	0.0%	0.0%	0.0%	0.0%	0.0%	0.0%	0.0%	0.0%	0.0%			
AM Peak	08:00	08:00	07:00	06:00	09:00										08:00		
Vol.	11	7	6	3	2										25		
PM Peak	12:00	12:00	16:00	12:00	18:00										12:00		
Vol.	8	7	3	2	1										19		

Pioneer Valley Planning Commission
60 Congress Street
Springfield, MA 01104
(413) 781-6045

Location : West Springfield
Operator : AB, MB
Counter # : 1478
Road Class : U0

Site Code: 8809
Station ID:
Progress Ave
S/O Park Ave
Latitude: 0' 0.0000 Undefined

SB

Start Time	1 15	16 20	21 25	26 30	31 35	36 40	41 45	46 50	51 55	56 60	61 65	66 70	71 75	76 999	Total	Pace Speed	Number in Pace
05/11/12	0	0	0	0	0	0	0	0	0	0	0	0	0	0	0	*	*
01:00	0	0	0	0	0	0	0	0	0	0	0	0	0	0	0	*	*
02:00	0	0	0	0	0	0	0	0	0	0	0	0	0	0	0	*	*
03:00	0	0	0	0	0	0	0	0	0	0	0	0	0	0	0	*	*
04:00	0	0	1	0	0	0	0	0	0	0	0	0	0	0	1	14-23	1
05:00	0	0	0	1	0	0	0	0	0	0	0	0	0	0	1	19-28	1
06:00	1	2	5	3	1	0	0	0	0	0	0	0	0	0	12	19-28	7
07:00	7	2	5	1	0	0	0	0	0	0	0	0	0	0	15	5-14	8
08:00	4	6	5	8	0	0	0	0	0	0	0	0	0	0	23	19-28	10
09:00	9	8	2	2	1	0	0	0	0	0	0	0	0	0	22	9-18	11
10:00	*	*	*	*	*	*	*	*	*	*	*	*	*	*	*	*	*
11:00	*	*	*	*	*	*	*	*	*	*	*	*	*	*	*	*	*
12 PM	*	*	*	*	*	*	*	*	*	*	*	*	*	*	*	*	*
13:00	*	*	*	*	*	*	*	*	*	*	*	*	*	*	*	*	*
14:00	*	*	*	*	*	*	*	*	*	*	*	*	*	*	*	*	*
15:00	*	*	*	*	*	*	*	*	*	*	*	*	*	*	*	*	*
16:00	*	*	*	*	*	*	*	*	*	*	*	*	*	*	*	*	*
17:00	*	*	*	*	*	*	*	*	*	*	*	*	*	*	*	*	*
18:00	*	*	*	*	*	*	*	*	*	*	*	*	*	*	*	*	*
19:00	*	*	*	*	*	*	*	*	*	*	*	*	*	*	*	*	*
20:00	*	*	*	*	*	*	*	*	*	*	*	*	*	*	*	*	*
21:00	*	*	*	*	*	*	*	*	*	*	*	*	*	*	*	*	*
22:00	*	*	*	*	*	*	*	*	*	*	*	*	*	*	*	*	*
23:00	*	*	*	*	*	*	*	*	*	*	*	*	*	*	*	*	*
Total	21	18	18	15	2	0	0	0	0	0	0	0	0	0	74		
Percent	28.4%	24.3%	24.3%	20.3%	2.7%	0.0%	0.0%	0.0%	0.0%	0.0%	0.0%	0.0%	0.0%	0.0%			
AM Peak	09:00	09:00	06:00	08:00	06:00										08:00		
Vol.	9	8	5	8	1										23		
PM Peak																	
Vol.																	
Total	118	104	68	39	7	0	0	0	0	0	0	0	0	0	336		
Percent	35.1%	31.0%	20.2%	11.6%	2.1%	0.0%	0.0%	0.0%	0.0%	0.0%	0.0%	0.0%	0.0%	0.0%			

15th Percentile :	6 MPH
50th Percentile :	13 MPH
85th Percentile :	23 MPH
95th Percentile :	27 MPH

Stats

10 MPH Pace Speed :	8-17 MPH
Number in Pace :	156
Percent in Pace :	46.4%
Number of Vehicles > 55 MPH :	0
Percent of Vehicles > 55 MPH :	0.0%
Mean Speed(Average) :	15 MPH

Pioneer Valley Planning Commission
60 Congress Street
Springfield, MA 01104
(413) 781-6045

Location : West Springfield
Operator : AB, MB
Counter # : 1456
Road Class : U0

Site Code: 8811
Station ID:
Sylvan St
S/O Park St
Latitude: 0' 0.0000 Undefined

SB

Start Time	1 15	16 20	21 25	26 30	31 35	36 40	41 45	46 50	51 55	56 60	61 65	66 70	71 75	76 999	Total	Pace Speed	Number in Pace
05/21/12	*	*	*	*	*	*	*	*	*	*	*	*	*	*	*	*	*
01:00	*	*	*	*	*	*	*	*	*	*	*	*	*	*	*	*	*
02:00	*	*	*	*	*	*	*	*	*	*	*	*	*	*	*	*	*
03:00	*	*	*	*	*	*	*	*	*	*	*	*	*	*	*	*	*
04:00	*	*	*	*	*	*	*	*	*	*	*	*	*	*	*	*	*
05:00	*	*	*	*	*	*	*	*	*	*	*	*	*	*	*	*	*
06:00	*	*	*	*	*	*	*	*	*	*	*	*	*	*	*	*	*
07:00	*	*	*	*	*	*	*	*	*	*	*	*	*	*	*	*	*
08:00	*	*	*	*	*	*	*	*	*	*	*	*	*	*	*	*	*
09:00	*	*	*	*	*	*	*	*	*	*	*	*	*	*	*	*	*
10:00	*	*	*	*	*	*	*	*	*	*	*	*	*	*	*	*	*
11:00	**3**	**12**	**3**	0	0	0	0	0	0	0	0	0	0	0	**18**	13-22	12
12 PM	10	8	7	**3**	0	0	0	0	0	0	0	0	0	0	28	6-15	13
13:00	**13**	**16**	6	0	0	0	0	0	0	0	0	0	0	0	**35**	11-20	19
14:00	13	8	4	1	0	0	0	0	0	0	0	0	0	0	26	7-16	14
15:00	3	12	**9**	0	0	0	0	0	0	0	0	0	0	0	24	14-23	15
16:00	8	5	6	0	0	0	0	0	0	0	0	0	0	0	19	8-17	9
17:00	5	5	2	0	0	0	0	0	0	0	0	0	0	0	12	12-21	6
18:00	1	3	0	1	0	0	0	0	0	0	0	0	0	0	5	12-21	3
19:00	1	3	4	0	0	0	0	0	0	0	0	0	0	0	8	13-22	5
20:00	2	4	2	0	0	0	0	0	0	0	0	0	0	0	8	11-20	5
21:00	1	2	1	0	0	0	0	0	0	0	0	0	0	0	4	15-24	2
22:00	1	2	2	0	0	0	0	0	0	0	0	0	0	0	5	11-20	3
23:00	0	3	1	0	0	0	0	0	0	0	0	0	0	0	4	14-23	3
Total	61	83	47	5	0	0	0	0	0	0	0	0	0	0	196		
Percent	31.1%	42.3%	24.0%	2.6%	0.0%	0.0%	0.0%	0.0%	0.0%	0.0%	0.0%	0.0%	0.0%	0.0%			
AM Peak	11:00	11:00	11:00												11:00		
Vol.	3	12	3												18		
PM Peak	13:00	13:00	15:00	12:00											13:00		
Vol.	13	16	9	3											35		

Pioneer Valley Planning Commission
60 Congress Street
Springfield, MA 01104
(413) 781-6045

Location : West Springfield
Operator : AB, MB
Counter # : 1456
Road Class : U0

Site Code: 8811
Station ID:
Sylvan St
S/O Park St
Latitude: 0' 0.0000 Undefined

SB

Start Time	1 15	16 20	21 25	26 30	31 35	36 40	41 45	46 50	51 55	56 60	61 65	66 70	71 75	76 999	Total	Pace Speed	Number in Pace
05/22/12	0	0	1	0	0	0	0	0	0	0	0	0	0	0	1	14-23	1
01:00	2	1	0	0	0	0	0	0	0	0	0	0	0	0	3	2-11	2
02:00	3	3	2	0	0	0	0	0	0	0	0	0	0	0	8	10-19	4
03:00	2	2	3	0	0	0	0	0	0	0	0	0	0	0	7	18-27	3
04:00	2	8	1	0	0	0	0	0	0	0	0	0	0	0	11	10-19	8
05:00	0	4	5	1	0	0	0	0	0	0	0	0	0	0	10	14-23	7
06:00	4	7	10	1	0	0	0	0	0	0	0	0	0	0	22	16-25	12
07:00	10	14	12	**2**	0	0	0	0	0	0	0	0	0	0	38	12-21	19
08:00	**18**	14	**13**	0	0	0	0	0	0	0	0	0	0	0	**45**	7-16	22
09:00	4	7	6	0	0	0	0	0	0	0	0	0	0	0	17	15-24	9
10:00	7	**16**	9	2	0	0	0	0	0	0	0	0	0	0	34	11-20	19
11:00	6	12	5	2	0	0	0	0	0	0	0	0	0	0	25	10-19	14
12 PM	5	9	7	0	0	0	0	0	0	0	0	0	0	0	21	15-24	11
13:00	**9**	**17**	**8**	0	0	0	0	0	0	0	0	0	0	0	**34**	13-22	19
14:00	6	9	4	**1**	0	0	0	0	0	0	0	0	0	0	20	10-19	11
15:00	1	9	5	0	0	0	0	0	0	0	0	0	0	0	15	15-24	10
16:00	3	9	3	0	0	0	0	0	0	0	0	0	0	0	15	11-20	10
17:00	5	10	3	1	0	0	0	0	0	0	0	0	0	0	19	12-21	11
18:00	3	4	3	0	0	0	0	0	0	0	0	0	0	0	10	13-22	5
19:00	3	4	2	0	0	0	0	0	0	0	0	0	0	0	9	8-17	5
20:00	4	2	1	1	0	0	0	0	0	0	0	0	0	0	8	8-17	4
21:00	3	2	1	1	0	0	0	0	0	0	0	0	0	0	7	6-15	4
22:00	2	2	1	0	0	0	0	0	0	0	0	0	0	0	5	6-15	3
23:00	3	5	2	0	0	0	0	0	0	0	0	0	0	0	10	9-18	6
Total	105	170	107	12	0	0	0	0	0	0	0	0	0	0	394		
Percent	26.6%	43.1%	27.2%	3.0%	0.0%	0.0%	0.0%	0.0%	0.0%	0.0%	0.0%	0.0%	0.0%	0.0%			
AM Peak	08:00	10:00	08:00	07:00											08:00		
Vol.	18	16	13	2											45		
PM Peak	13:00	13:00	13:00	14:00											13:00		
Vol.	9	17	8	1											34		

Pioneer Valley Planning Commission
60 Congress Street
Springfield, MA 01104
(413) 781-6045

Location : West Springfield
Operator : AB, MB
Counter # : 1456
Road Class : U0

Site Code: 8811
Station ID:
Sylvan St
S/O Park St
Latitude: 0' 0.0000 Undefined

SB

Start Time	1 15	16 20	21 25	26 30	31 35	36 40	41 45	46 50	51 55	56 60	61 65	66 70	71 75	76 999	Total	Pace Speed	Number in Pace
05/23/12	4	1	0	0	0	0	0	0	0	0	0	0	0	0	5	4-13	4
01:00	0	1	0	0	0	0	0	0	0	0	0	0	0	0	1	8-17	1
02:00	0	0	2	0	0	0	0	0	0	0	0	0	0	0	2	15-24	2
03:00	1	4	5	0	0	0	0	0	0	0	0	0	0	0	10	17-26	6
04:00	2	5	3	1	0	0	0	0	0	0	0	0	0	0	11	13-22	6
05:00	1	8	6	1	0	0	0	0	0	0	0	0	0	0	16	15-24	10
06:00	2	9	9	3	0	0	0	0	0	0	0	0	0	0	23	16-25	13
07:00	1	17	11	4	1	0	0	0	0	0	0	0	0	0	34	15-24	21
08:00	6	23	19	0	0	0	0	0	0	0	0	0	0	0	48	14-23	30
09:00	8	14	13	1	0	0	0	0	0	0	0	0	0	0	36	14-23	19
10:00	14	9	8	1	0	0	0	0	0	0	0	0	0	0	32	7-16	16
11:00	*	*	*	*	*	*	*	*	*	*	*	*	*	*	*	*	*
12 PM	*	*	*	*	*	*	*	*	*	*	*	*	*	*	*	*	*
13:00	*	*	*	*	*	*	*	*	*	*	*	*	*	*	*	*	*
14:00	*	*	*	*	*	*	*	*	*	*	*	*	*	*	*	*	*
15:00	*	*	*	*	*	*	*	*	*	*	*	*	*	*	*	*	*
16:00	*	*	*	*	*	*	*	*	*	*	*	*	*	*	*	*	*
17:00	*	*	*	*	*	*	*	*	*	*	*	*	*	*	*	*	*
18:00	*	*	*	*	*	*	*	*	*	*	*	*	*	*	*	*	*
19:00	*	*	*	*	*	*	*	*	*	*	*	*	*	*	*	*	*
20:00	*	*	*	*	*	*	*	*	*	*	*	*	*	*	*	*	*
21:00	*	*	*	*	*	*	*	*	*	*	*	*	*	*	*	*	*
22:00	*	*	*	*	*	*	*	*	*	*	*	*	*	*	*	*	*
23:00	*	*	*	*	*	*	*	*	*	*	*	*	*	*	*	*	*
Total	39	91	76	11	1	0	0	0	0	0	0	0	0	0	218		
Percent	17.9%	41.7%	34.9%	5.0%	0.5%	0.0%	0.0%	0.0%	0.0%	0.0%	0.0%	0.0%	0.0%	0.0%			
AM Peak	10:00	08:00	08:00	07:00	07:00										08:00		
Vol.	14	23	19	4	1										48		
PM Peak Vol.																	
Total	205	344	230	28	1	0	0	0	0	0	0	0	0	0	808		
Percent	25.4%	42.6%	28.5%	3.5%	0.1%	0.0%	0.0%	0.0%	0.0%	0.0%	0.0%	0.0%	0.0%	0.0%			

15th Percentile :	7 MPH
50th Percentile :	15 MPH
85th Percentile :	21 MPH
95th Percentile :	24 MPH

Stats

10 MPH Pace Speed :	12-21 MPH
Number in Pace :	425
Percent in Pace :	52.6%
Number of Vehicles > 55 MPH :	0
Percent of Vehicles > 55 MPH :	0.0%
Mean Speed(Average) :	16 MPH

Pioneer Valley Planning Commission
60 Congress Street
Springfield, MA 01104
(413) 781-6045

Location : West Springfield
Operator : AB, MB
Counter # : 1456
Road Class : U0

Site Code: 8811
Station ID:
Sylvan St
S/O Park St
Latitude: 0' 0.0000 Undefined

NB

Start Time	1 15	16 20	21 25	26 30	31 35	36 40	41 45	46 50	51 55	56 60	61 65	66 70	71 75	76 999	Total	Pace Speed	Number in Pace
05/21/12	*	*	*	*	*	*	*	*	*	*	*	*	*	*	*	*	*
01:00	*	*	*	*	*	*	*	*	*	*	*	*	*	*	*	*	*
02:00	*	*	*	*	*	*	*	*	*	*	*	*	*	*	*	*	*
03:00	*	*	*	*	*	*	*	*	*	*	*	*	*	*	*	*	*
04:00	*	*	*	*	*	*	*	*	*	*	*	*	*	*	*	*	*
05:00	*	*	*	*	*	*	*	*	*	*	*	*	*	*	*	*	*
06:00	*	*	*	*	*	*	*	*	*	*	*	*	*	*	*	*	*
07:00	*	*	*	*	*	*	*	*	*	*	*	*	*	*	*	*	*
08:00	*	*	*	*	*	*	*	*	*	*	*	*	*	*	*	*	*
09:00	*	*	*	*	*	*	*	*	*	*	*	*	*	*	*	*	*
10:00	*	*	*	*	*	*	*	*	*	*	*	*	*	*	*	*	*
11:00	**8**	**11**	**3**	0	0	0	0	0	0	0	0	0	0	0	**22**	9-18	13
12 PM	11	11	4	0	0	0	0	0	0	0	0	0	0	0	26	10-19	14
13:00	**19**	10	7	0	0	0	0	0	0	0	0	0	0	0	**36**	6-15	20
14:00	16	9	3	0	0	0	0	0	0	0	0	0	0	0	28	6-15	17
15:00	13	9	2	0	0	0	0	0	0	0	0	0	0	0	24	7-16	14
16:00	7	**15**	**11**	1	0	0	0	0	0	0	0	0	0	0	34	12-21	19
17:00	9	12	5	0	0	0	0	0	0	0	0	0	0	0	26	11-20	14
18:00	2	8	3	0	0	0	0	0	0	0	0	0	0	0	13	12-21	9
19:00	3	1	5	0	0	0	0	0	0	0	0	0	0	0	9	19-28	4
20:00	0	2	0	0	0	0	0	0	0	0	0	0	0	0	2	10-19	2
21:00	2	0	1	0	0	0	0	0	0	0	0	0	0	0	3	1-10	2
22:00	5	1	2	1	0	0	0	0	0	0	0	0	0	0	9	5-14	5
23:00	0	0	4	0	0	0	0	0	0	0	0	0	0	0	4	16-25	4
Total	95	89	50	2	0	0	0	0	0	0	0	0	0	0	236		
Percent	40.3%	37.7%	21.2%	0.8%	0.0%	0.0%	0.0%	0.0%	0.0%	0.0%	0.0%	0.0%	0.0%	0.0%			
AM Peak	11:00	11:00	11:00												11:00		
Vol.	8	11	3												22		
PM Peak	13:00	16:00	16:00	16:00											13:00		
Vol.	19	15	11	1											36		

Pioneer Valley Planning Commission
60 Congress Street
Springfield, MA 01104
(413) 781-6045

Location : West Springfield
Operator : AB, MB
Counter # : 1456
Road Class : U0

Site Code: 8811
Station ID:
Sylvan St
S/O Park St
Latitude: 0' 0.0000 Undefined

NB Start Time	1 15	16 20	21 25	26 30	31 35	36 40	41 45	46 50	51 55	56 60	61 65	66 70	71 75	76 999	Total	Pace Speed	Number in Pace
05/22/12	0	0	0	0	0	0	0	0	0	0	0	0	0	0	0	*	*
01:00	0	1	0	0	0	0	0	0	0	0	0	0	0	0	1	8-17	1
02:00	1	3	2	0	0	0	0	0	0	0	0	0	0	0	6	12-21	4
03:00	2	1	0	0	0	0	0	0	0	0	0	0	0	0	3	2-11	2
04:00	2	1	0	0	0	0	0	0	0	0	0	0	0	0	3	2-11	2
05:00	0	1	0	0	0	0	0	0	0	0	0	0	0	0	1	8-17	1
06:00	2	3	1	0	0	0	0	0	0	0	0	0	0	0	6	14-23	3
07:00	6	2	1	0	0	0	0	0	0	0	0	0	0	0	9	4-13	6
08:00	8	10	0	0	0	0	0	0	0	0	0	0	0	0	18	10-19	11
09:00	9	10	1	0	0	0	0	0	0	0	0	0	0	0	20	8-17	12
10:00	15	**11**	**4**	0	0	0	0	0	0	0	0	0	0	0	30	6-15	17
11:00	**22**	9	3	0	0	0	0	0	0	0	0	0	0	0	**34**	6-15	21
12 PM	**19**	**15**	4	0	0	0	0	0	0	0	0	0	0	0	**38**	7-16	22
13:00	15	11	6	0	0	0	0	0	0	0	0	0	0	0	32	8-17	17
14:00	19	11	2	0	0	0	0	0	0	0	0	0	0	0	32	7-16	19
15:00	11	6	3	0	0	0	0	0	0	0	0	0	0	0	20	6-15	12
16:00	2	13	**7**	**1**	0	0	0	0	0	0	0	0	0	0	23	13-22	15
17:00	2	10	6	0	0	0	0	0	0	0	0	0	0	0	18	13-22	12
18:00	3	6	5	0	0	0	0	0	0	0	0	0	0	0	14	12-21	8
19:00	**4**	7	**4**	0	0	0	0	0	0	0	0	0	0	0	15	14-23	8
20:00	1	1	3	0	0	0	0	0	0	0	0	0	0	0	5	14-23	3
21:00	1	2	2	0	0	0	0	0	0	0	0	0	0	0	5	11-20	3
22:00	4	1	0	0	0	0	0	0	0	0	0	0	0	0	5	4-13	4
23:00	0	2	2	0	0	0	0	0	0	0	0	0	0	0	4	12-21	3
Total	148	137	56	1	0	0	0	0	0	0	0	0	0	0	342		
Percent	43.3%	40.1%	16.4%	0.3%	0.0%	0.0%	0.0%	0.0%	0.0%	0.0%	0.0%	0.0%	0.0%	0.0%			
AM Peak	11:00	10:00	10:00												11:00		
Vol.	22	11	4												34		
PM Peak	12:00	12:00	16:00	16:00											12:00		
Vol.	19	15	7	1											38		

Pioneer Valley Planning Commission
60 Congress Street
Springfield, MA 01104
(413) 781-6045

Location : West Springfield
Operator : AB, MB
Counter # : 1456
Road Class : U0

Site Code: 8811
Station ID:
Sylvan St
S/O Park St
Latitude: 0' 0.0000 Undefined

NB Start Time	1 15	16 20	21 25	26 30	31 35	36 40	41 45	46 50	51 55	56 60	61 65	66 70	71 75	76 999	Total	Pace Speed	Number in Pace
05/23/12	4	1	2	0	0	0	0	0	0	0	0	0	0	0	7	5-14	4
01:00	1	4	1	0	0	0	0	0	0	0	0	0	0	0	6	13-22	4
02:00	0	2	2	0	0	0	0	0	0	0	0	0	0	0	4	12-21	3
03:00	1	0	2	0	0	0	0	0	0	0	0	0	0	0	3	17-26	2
04:00	1	2	0	0	0	0	0	0	0	0	0	0	0	0	3	11-20	2
05:00	3	1	0	0	0	0	0	0	0	0	0	0	0	0	4	3-12	3
06:00	2	0	0	0	0	0	0	0	0	0	0	0	0	0	2	2-11	2
07:00	1	4	1	0	0	0	0	0	0	0	0	0	0	0	6	13-22	4
08:00	4	6	1	0	0	0	0	0	0	0	0	0	0	0	11	9-18	7
09:00	11	**8**	4	0	0	0	0	0	0	0	0	0	0	0	23	6-15	13
10:00	**12**	7	**5**	0	0	0	0	0	0	0	0	0	0	0	**24**	7-16	13
11:00	*	*	*	*	*	*	*	*	*	*	*	*	*	*	*	*	*
12 PM	*	*	*	*	*	*	*	*	*	*	*	*	*	*	*	*	*
13:00	*	*	*	*	*	*	*	*	*	*	*	*	*	*	*	*	*
14:00	*	*	*	*	*	*	*	*	*	*	*	*	*	*	*	*	*
15:00	*	*	*	*	*	*	*	*	*	*	*	*	*	*	*	*	*
16:00	*	*	*	*	*	*	*	*	*	*	*	*	*	*	*	*	*
17:00	*	*	*	*	*	*	*	*	*	*	*	*	*	*	*	*	*
18:00	*	*	*	*	*	*	*	*	*	*	*	*	*	*	*	*	*
19:00	*	*	*	*	*	*	*	*	*	*	*	*	*	*	*	*	*
20:00	*	*	*	*	*	*	*	*	*	*	*	*	*	*	*	*	*
21:00	*	*	*	*	*	*	*	*	*	*	*	*	*	*	*	*	*
22:00	*	*	*	*	*	*	*	*	*	*	*	*	*	*	*	*	*
23:00	*	*	*	*	*	*	*	*	*	*	*	*	*	*	*	*	*
Total	40	35	18	0	0	0	0	0	0	0	0	0	0	0	93		
Percent	43.0%	37.6%	19.4%	0:0%	0.0%	0.0%	0.0%	0.0%	0.0%	0.0%	0.0%	0.0%	0.0%	0.0%			
AM Peak	10:00	09:00	10:00												10:00		
Vol.	12	8	5												24		
PM Peak																	
Vol.																	
Total	283	261	124	3	0	0	0	0	0	0	0	0	0	0	671		
Percent	42.2%	38.9%	18.5%	0.4%	0.0%	0.0%	0.0%	0.0%	0.0%	0.0%	0.0%	0.0%	0.0%	0.0%			

15th Percentile :	6 MPH
50th Percentile :	12 MPH
85th Percentile :	19 MPH
95th Percentile :	23 MPH

Stats

10 MPH Pace Speed :	8-17 MPH
Number in Pace :	357
Percent in Pace :	53.2%
Number of Vehicles > 55 MPH :	0
Percent of Vehicles > 55 MPH :	0.0%
Mean Speed(Average) :	13 MPH

Pioneer Valley Planning Commission
60 Congress Street
Springfield, MA 01104
(413) 781-6045

Location : West Springfield
Operator : AB, MB
Counter # : 1601
Road Class : U6

Site Code: 9714
Station ID:
Agawam Ave
S/O Rt. 5
Latitude: 0' 0.0000 Undefined

NB

Start Time	1 15	16 20	21 25	26 30	31 35	36 40	41 45	46 50	51 55	56 60	61 65	66 70	71 75	76 999	Total	Pace Speed	Number in Pace
05/21/12	*	*	*	*	*	*	*	*	*	*	*	*	*	*	*	*	*
01:00	*	*	*	*	*	*	*	*	*	*	*	*	*	*	*	*	*
02:00	*	*	*	*	*	*	*	*	*	*	*	*	*	*	*	*	*
03:00	*	*	*	*	*	*	*	*	*	*	*	*	*	*	*	*	*
04:00	*	*	*	*	*	*	*	*	*	*	*	*	*	*	*	*	*
05:00	*	*	*	*	*	*	*	*	*	*	*	*	*	*	*	*	*
06:00	*	*	*	*	*	*	*	*	*	*	*	*	*	*	*	*	*
07:00	*	*	*	*	*	*	*	*	*	*	*	*	*	*	*	*	*
08:00	*	*	*	*	*	*	*	*	*	*	*	*	*	*	*	*	*
09:00	*	*	*	*	*	*	*	*	*	*	*	*	*	*	*	*	*
10:00	*	*	*	*	*	*	*	*	*	*	*	*	*	*	*	*	*
11:00	*	*	*	*	*	*	*	*	*	*	*	*	*	*	*	*	*
12 PM	*	*	*	*	*	*	*	*	*	*	*	*	*	*	*	*	*
13:00	*	*	*	*	*	*	*	*	*	*	*	*	*	*	*	*	*
14:00	0	3	5	8	13	3	2	**1**	0	0	0	0	0	0	35	26-35	19
15:00	**5**	**5**	**6**	**14**	15	**10**	1	1	0	0	0	0	0	0	**57**	26-35	25
16:00	2	3	3	8	**24**	4	1	0	0	0	0	0	0	0	45	28-37	28
17:00	2	2	2	12	17	8	2	0	0	**1**	0	0	0	0	46	27-36	26
18:00	0	1	5	3	10	3	**3**	0	0	0	0	0	0	0	25	27-36	13
19:00	1	4	3	7	4	1	0	0	0	0	0	0	0	0	20	25-34	9
20:00	0	1	1	3	3	3	2	0	0	0	0	0	0	0	13	26-35	6
21:00	3	1	3	0	4	1	1	0	0	0	0	0	0	0	13	3-12	4
22:00	0	0	3	2	0	1	0	0	0	0	0	0	0	0	6	22-31	4
23:00	1	0	1	1	0	1	0	0	0	0	0	0	0	0	4	25-34	1
Total	14	20	32	58	90	35	12	2	0	1	0	0	0	0	264		
Percent	5.3%	7.6%	12.1%	22.0%	34.1%	13.3%	4.5%	0.8%	0.0%	0.4%	0.0%	0.0%	0.0%	0.0%			
AM Peak																	
Vol.																	
PM Peak	15:00	15:00	15:00	15:00	16:00	15:00	18:00	14:00		17:00					15:00		
Vol.	5	5	6	14	24	10	3	1		1					57		

Pioneer Valley Planning Commission
60 Congress Street
Springfield, MA 01104
(413) 781-6045

Location : West Springfield
Operator : AB, MB
Counter # : 1601
Road Class : U6

Site Code: 9714
Station ID:
Agawam Ave
S/O Rt. 5
Latitude: 0' 0.0000 Undefined

NB

Start Time	1 15	16 20	21 25	26 30	31 35	36 40	41 45	46 50	51 55	56 60	61 65	66 70	71 75	76 999	Total	Pace Speed	Number in Pace
05/22/12	0	0	0	0	1	0	0	0	0	0	0	0	0	0	1	24-33	1
01:00	0	0	0	0	0	0	0	0	0	0	0	0	0	0	0	*	*
02:00	0	0	0	0	0	0	0	0	0	0	0	0	0	0	0	*	*
03:00	0	0	0	0	0	0	0	0	0	0	0	0	0	0	0	*	*
04:00	0	0	1	1	1	0	0	0	0	0	0	0	0	0	3	24-33	2
05:00	0	0	1	2	1	0	0	0	0	0	0	0	0	0	4	24-33	3
06:00	4	0	1	3	5	2	0	0	0	0	0	0	0	0	15	29-38	6
07:00	5	5	6	8	5	2	0	0	0	0	0	0	0	0	31	24-33	11
08:00	3	3	2	12	6	3	1	1	0	0	0	0	0	0	31	24-33	15
09:00	5	0	7	11	9	3	0	0	0	0	0	0	0	0	35	25-34	17
10:00	5	3	11	9	13	2	0	0	0	0	0	0	0	0	43	24-33	19
11:00	8	4	7	15	14	3	1	0	0	0	0	0	0	0	52	26-35	23
12 PM	5	1	9	14	22	3	1	0	0	0	0	0	0	0	55	26-35	31
13:00	4	2	11	12	20	4	1	0	0	0	0	0	0	0	54	26-35	28
14:00	5	5	6	15	14	9	0	0	0	0	0	0	0	0	54	27-36	24
15:00	3	3	3	15	23	7	3	0	0	0	0	0	0	0	57	27-36	33
16:00	6	1	9	14	20	10	2	2	0	0	0	0	0	0	64	27-36	30
17:00	1	4	4	16	17	14	3	1	1	0	0	0	0	0	61	27-36	31
18:00	2	3	4	7	3	7	1	0	0	0	0	0	0	0	27	22-31	10
19:00	5	0	3	2	2	3	1	0	0	0	0	0	0	0	16	3-12	6
20:00	1	0	2	3	4	4	1	0	0	0	0	0	0	0	15	31-40	7
21:00	0	0	0	0	6	0	0	0	0	0	0	0	0	0	6	29-38	6
22:00	1	0	3	5	4	1	0	0	0	0	0	0	0	0	14	25-34	8
23:00	1	1	0	1	1	0	0	0	0	0	0	0	0	0	4	8-17	2
Total	64	35	90	165	191	77	15	4	1	0	0	0	0	0	642		
Percent	10.0%	5.5%	14.0%	25.7%	29.8%	12.0%	2.3%	0.6%	0.2%	0.0%	0.0%	0.0%	0.0%	0.0%			
AM Peak	11:00	07:00	10:00	11:00	11:00	08:00	08:00	08:00							11:00		
Vol.	8	5	11	15	14	3	1	1							52		
PM Peak	16:00	14:00	13:00	17:00	15:00	17:00	15:00	16:00	17:00						16:00		
Vol.	6	5	11	16	23	14	3	2	1						64		

Pioneer Valley Planning Commission
60 Congress Street
Springfield, MA 01104
(413) 781-6045

Location : West Springfield
Operator : AB, MB
Counter # : 1601
Road Class : U6

Site Code: 9714
Station ID:
Agawam Ave
S/O Rt. 5
Latitude: 0' 0.0000 Undefined

NB

Start Time	1 15	16 20	21 25	26 30	31 35	36 40	41 45	46 50	51 55	56 60	61 65	66 70	71 75	76 999	Total	Pace Speed	Number in Pace
05/23/12	0	0	0	1	0	0	0	0	0	0	0	0	0	0	1	19-28	1
01:00	1	0	0	1	0	0	0	0	0	0	0	0	0	0	2	5-14	1
02:00	0	0	0	0	0	0	0	0	0	0	0	0	0	0	0	*	*
03:00	0	0	0	1	0	1	0	0	0	0	0	0	0	0	2	32-41	1
04:00	0	0	0	0	0	0	0	0	0	0	0	0	0	0	0	*	*
05:00	1	1	1	0	2	0	0	0	0	0	0	0	0	0	5	6-15	2
06:00	3	2	2	1	3	2	1	0	0	0	0	0	0	0	14	8-17	4
07:00	1	2	5	10	6	2	1	1	0	0	0	0	0	0	28	24-33	15
08:00	12	4	8	13	5	3	0	0	0	0	0	0	0	0	45	21-30	16
09:00	7	2	9	9	7	1	1	0	0	0	0	0	0	0	36	22-31	15
10:00	3	3	2	13	7	5	1	0	0	0	0	0	0	0	34	25-34	17
11:00	6	5	4	13	8	6	3	0	0	0	0	0	0	0	45	25-34	17
12 PM	*	*	*	*	*	*	*	*	*	*	*	*	*	*	*	*	*
13:00	*	*	*	*	*	*	*	*	*	*	*	*	*	*	*	*	*
14:00	*	*	*	*	*	*	*	*	*	*	*	*	*	*	*	*	*
15:00	*	*	*	*	*	*	*	*	*	*	*	*	*	*	*	*	*
16:00	*	*	*	*	*	*	*	*	*	*	*	*	*	*	*	*	*
17:00	*	*	*	*	*	*	*	*	*	*	*	*	*	*	*	*	*
18:00	*	*	*	*	*	*	*	*	*	*	*	*	*	*	*	*	*
19:00	*	*	*	*	*	*	*	*	*	*	*	*	*	*	*	*	*
20:00	*	*	*	*	*	*	*	*	*	*	*	*	*	*	*	*	*
21:00	*	*	*	*	*	*	*	*	*	*	*	*	*	*	*	*	*
22:00	*	*	*	*	*	*	*	*	*	*	*	*	*	*	*	*	*
23:00	*	*	*	*	*	*	*	*	*	*	*	*	*	*	*	*	*
Total	34	19	31	62	38	20	7	1	0	0	0	0	0	0	212		
Percent	16.0%	9.0%	14.6%	29.2%	17.9%	9.4%	3.3%	0.5%	0.0%	0.0%	0.0%	0.0%	0.0%	0.0%			
AM Peak	08:00	11:00	09:00	08:00	11:00	11:00	11:00	07:00							08:00		
Vol.	12	5	9	13	8	6	3	1							45		
PM Peak																	
Vol.																	
Total	112	74	153	285	319	132	34	7	1	1	0	0	0	0	1118		
Percent	10.0%	6.6%	13.7%	25.5%	28.5%	11.8%	3.0%	0.6%	0.1%	0.1%	0.0%	0.0%	0.0%	0.0%			

	15th Percentile :	12 MPH
	50th Percentile :	27 MPH
	85th Percentile :	35 MPH
	95th Percentile :	39 MPH
Stats	10 MPH Pace Speed :	26-35 MPH
	Number in Pace :	508
	Percent in Pace :	45.4%
	Number of Vehicles > 55 MPH :	1
	Percent of Vehicles > 55 MPH :	0.1%
	Mean Speed(Average) :	26 MPH

Pioneer Valley Planning Commission
60 Congress Street
Springfield, MA 01104
(413) 781-6045

Location : West Springfield
Operator : AB, MB
Counter # : 1601
Road Class : U6

Site Code: 9714
Station ID:
Agawam Ave
S/O Rt. 5
Latitude: 0' 0.0000 Undefined

SB

Start Time	1 15	16 20	21 25	26 30	31 35	36 40	41 45	46 50	51 55	56 60	61 65	66 70	71 75	76 999	Total	Pace Speed	Number in Pace
05/21/12	*	*	*	*	*	*	*	*	*	*	*	*	*	*	*	*	*
01:00	*	*	*	*	*	*	*	*	*	*	*	*	*	*	*	*	*
02:00	*	*	*	*	*	*	*	*	*	*	*	*	*	*	*	*	*
03:00	*	*	*	*	*	*	*	*	*	*	*	*	*	*	*	*	*
04:00	*	*	*	*	*	*	*	*	*	*	*	*	*	*	*	*	*
05:00	*	*	*	*	*	*	*	*	*	*	*	*	*	*	*	*	*
06:00	*	*	*	*	*	*	*	*	*	*	*	*	*	*	*	*	*
07:00	*	*	*	*	*	*	*	*	*	*	*	*	*	*	*	*	*
08:00	*	*	*	*	*	*	*	*	*	*	*	*	*	*	*	*	*
09:00	*	*	*	*	*	*	*	*	*	*	*	*	*	*	*	*	*
10:00	*	*	*	*	*	*	*	*	*	*	*	*	*	*	*	*	*
11:00	*	*	*	*	*	*	*	*	*	*	*	*	*	*	*	*	*
12 PM	*	*	*	*	*	*	*	*	*	*	*	*	*	*	*	*	*
13:00	*	*	*	*	*	*	*	*	*	*	*	*	*	*	*	*	*
14:00	**4**	**3**	1	**4**	0	0	0	0	0	0	0	0	0	0	**12**	8-17	5
15:00	4	0	1	0	0	0	0	0	0	0	0	0	0	0	5	4-13	4
16:00	2	0	2	2	**2**	0	0	0	0	0	0	0	0	0	8	26-35	3
17:00	1	0	**3**	2	0	0	0	0	0	0	0	0	0	0	6	19-28	4
18:00	2	0	2	0	1	0	**1**	0	0	0	0	0	0	0	6	6-15	2
19:00	0	0	2	1	0	0	0	0	0	0	0	0	0	0	3	19-28	3
20:00	0	1	0	0	1	0	0	0	0	0	0	0	0	0	2	13-22	1
21:00	0	0	0	2	0	0	0	0	0	0	0	0	0	0	2	20-29	2
22:00	1	1	0	0	0	0	0	0	0	0	0	0	0	0	2	12-21	1
23:00	0	0	0	0	0	0	0	0	0	0	0	0	0	0	0	*	*
Total	14	5	11	11	4	0	1	0	0	0	0	0	0	0	46		
Percent	30.4%	10.9%	23.9%	23.9%	8.7%	0.0%	2.2%	0.0%	0.0%	0.0%	0.0%	0.0%	0.0%	0.0%			
AM Peak																	
Vol.																	
PM Peak	14:00	14:00	17:00	14:00	16:00		18:00								14:00		
Vol.	4	3	3	4	2		1								12		

Pioneer Valley Planning Commission
60 Congress Street
Springfield, MA 01104
(413) 781-6045

Location : West Springfield
Operator : AB, MB
Counter # : 1601
Road Class : U6

Site Code: 9714
Station ID:
Agawam Ave
S/O Rt. 5
Latitude: 0' 0.0000 Undefined

SB

Start Time	1 15	16 20	21 25	26 30	31 35	36 40	41 45	46 50	51 55	56 60	61 65	66 70	71 75	76 999	Total	Pace Speed	Number in Pace
05/22/12	1	0	0	0	0	0	0	0	0	0	0	0	0	0	1	*	1
01:00	0	0	0	0	0	0	0	0	0	0	0	0	0	0	0	*	*
02:00	3	0	0	0	0	0	0	0	0	0	0	0	0	0	3	7-16	2
03:00	0	0	1	0	0	0	0	0	0	0	0	0	0	0	1	14-23	1
04:00	1	0	0	0	0	0	0	0	0	0	0	0	0	0	1	*	1
05:00	0	0	4	2	1	0	0	0	0	0	0	0	0	0	7	22-31	5
06:00	3	0	1	2	2	0	0	0	0	0	0	0	0	0	8	6-15	3
07:00	2	0	1	0	1	0	0	0	0	0	0	0	0	0	4	5-14	2
08:00	10	0	4	5	1	0	0	0	0	0	0	0	0	0	20	5-14	10
09:00	4	3	2	6	3	1	0	0	0	0	0	0	0	0	19	22-31	7
10:00	4	2	2	0	2	0	0	0	0	0	0	0	0	0	10	4-13	5
11:00	5	2	2	5	3	0	0	0	0	0	0	0	0	0	17	6-15	6
12 PM	5	0	7	5	0	1	0	0	0	0	0	0	0	0	18	20-29	9
13:00	8	0	1	1	2	0	0	0	0	0	0	0	0	0	12	4-13	8
14:00	4	4	3	0	2	0	0	0	0	0	0	0	0	0	13	6-15	6
15:00	1	1	3	4	0	0	0	0	0	0	0	0	0	0	9	23-32	5
16:00	3	1	3	1	0	0	0	0	0	0	0	0	0	0	8	8-17	3
17:00	2	0	1	1	0	0	0	0	0	0	0	0	0	0	4	5-14	2
18:00	7	0	0	0	0	0	0	0	0	0	0	0	0	0	7	3-12	6
19:00	1	1	0	0	0	0	0	0	0	0	0	0	0	0	2	12-21	1
20:00	2	1	0	1	0	0	0	0	0	0	0	0	0	0	4	8-17	2
21:00	0	0	0	1	0	0	0	0	0	0	0	0	0	0	1	19-28	1
22:00	0	1	1	0	0	0	0	0	0	0	0	0	0	0	2	19-28	1
23:00	1	0	0	0	0	0	0	0	0	0	0	0	0	0	1	*	1
Total	67	16	36	34	17	2	0	0	0	0	0	0	0	0	172		
Percent	39.0%	9.3%	20.9%	19.8%	9.9%	1.2%	0.0%	0.0%	0.0%	0.0%	0.0%	0.0%	0.0%	0.0%			
AM Peak	08:00	09:00	05:00	09:00	09:00	09:00									08:00		
Vol.	10	3	4	6	3	1									20		
PM Peak	13:00	14:00	12:00	12:00	13:00	12:00									12:00		
Vol.	8	4	7	5	2	1									18		

Pioneer Valley Planning Commission
60 Congress Street
Springfield, MA 01104
(413) 781-6045

Location : West Springfield
Operator : AB, MB
Counter # : 1601
Road Class : U6

Site Code: 9714
Station ID:
Agawam Ave
S/O Rt. 5
Latitude: 0' 0.0000 Undefined

SB

Start	1	16	21	26	31	36	41	46	51	56	61	66	71	76		Pace	Number
Time	15	20	25	30	35	40	45	50	55	60	65	70	75	999	Total	Speed	in Pace
05/23/12	0	0	0	0	0	0	0	0	0	0	0	0	0	0	0	*	*
01:00	0	0	0	0	0	0	0	0	0	0	0	0	0	0	0	*	*
02:00	0	0	0	0	0	0	0	0	0	0	0	0	0	0	0	*	*
03:00	0	0	0	0	0	0	0	0	0	0	0	0	0	0	0	*	*
04:00	0	0	1	0	0	0	0	0	0	0	0	0	0	0	1	14-23	1
05:00	1	0	1	1	2	0	0	0	0	0	0	0	0	0	5	29-38	2
06:00	3	0	4	3	**4**	**1**	0	0	0	0	0	0	0	0	15	24-33	6
07:00	8	0	0	0	3	1	0	0	0	0	0	0	0	0	12	4-13	8
08:00	**10**	0	4	3	2	0	0	0	0	0	0	0	0	0	**19**	5-14	10
09:00	8	1	2	4	1	1	0	0	0	0	0	0	0	0	17	6-15	8
10:00	8	0	1	**5**	2	0	0	0	0	0	0	0	0	0	16	5-14	8
11:00	6	**2**	**6**	1	3	0	**1**	0	0	0	0	0	0	0	19	6-15	7
12 PM	*	*	*	*	*	*	*	*	*	*	*	*	*	*	*	*	*
13:00	*	*	*	*	*	*	*	*	*	*	*	*	*	*	*	*	*
14:00	*	*	*	*	*	*	*	*	*	*	*	*	*	*	*	*	*
15:00	*	*	*	*	*	*	*	*	*	*	*	*	*	*	*	*	*
16:00	*	*	*	*	*	*	*	*	*	*	*	*	*	*	*	*	*
17:00	*	*	*	*	*	*	*	*	*	*	*	*	*	*	*	*	*
18:00	*	*	*	*	*	*	*	*	*	*	*	*	*	*	*	*	*
19:00	*	*	*	*	*	*	*	*	*	*	*	*	*	*	*	*	*
20:00	*	*	*	*	*	*	*	*	*	*	*	*	*	*	*	*	*
21:00	*	*	*	*	*	*	*	*	*	*	*	*	*	*	*	*	*
22:00	*	*	*	*	*	*	*	*	*	*	*	*	*	*	*	*	*
23:00	*	*	*	*	*	*	*	*	*	*	*	*	*	*	*	*	*
Total	44	3	19	17	17	3	1	0	0	0	0	0	0	0	104		
Percent	42.3%	2.9%	18.3%	16.3%	16.3%	2.9%	1.0%	0.0%	0.0%	0.0%	0.0%	0.0%	0.0%	0.0%			
AM Peak	08:00	11:00	11:00	10:00	06:00	06:00	11:00								08:00		
Vol.	10	2	6	5	4	1	1								19		
PM Peak																	
Vol.																	
Total	125	24	66	62	38	5	2	0	0	0	0	0	0	0	322		
Percent	38.8%	7.5%	20.5%	19.3%	11.8%	1.6%	0.6%	0.0%	0.0%	0.0%	0.0%	0.0%	0.0%	0.0%			

15th Percentile :	5 MPH
50th Percentile :	13 MPH
85th Percentile :	28 MPH
95th Percentile :	33 MPH

Stats

10 MPH Pace Speed :	5-14 MPH
Number in Pace :	140
Percent in Pace :	43.5%
Number of Vehicles > 55 MPH :	0
Percent of Vehicles > 55 MPH :	0.0%
Mean Speed(Average) :	17 MPH

Pioneer Valley Planning Commission
60 Congress Street
Springfield, MA 01104
(413) 781-6045

Location : West Springfield
Operator : AB, MB
Counter # :1449
Road Class :U3

Site Code: 8893
Station ID:
Memorial Ave
W/O Circuit Ave
Latitude: 0' 0.0000 Undefined

WB

Start Time	1 15	16 20	21 25	26 30	31 35	36 40	41 45	46 50	51 55	56 60	61 65	66 70	71 75	76 999	Total	Pace Speed	Number in Pace
06/19/12	*	*	*	*	*	*	*	*	*	*	*	*	*	*	*	*	*
01:00	*	*	*	*	*	*	*	*	*	*	*	*	*	*	*	*	*
02:00	*	*	*	*	*	*	*	*	*	*	*	*	*	*	*	*	*
03:00	*	*	*	*	*	*	*	*	*	*	*	*	*	*	*	*	*
04:00	*	*	*	*	*	*	*	*	*	*	*	*	*	*	*	*	*
05:00	*	*	*	*	*	*	*	*	*	*	*	*	*	*	*	*	*
06:00	*	*	*	*	*	*	*	*	*	*	*	*	*	*	*	*	*
07:00	*	*	*	*	*	*	*	*	*	*	*	*	*	*	*	*	*
08:00	*	*	*	*	*	*	*	*	*	*	*	*	*	*	*	*	*
09:00	*	*	*	*	*	*	*	*	*	*	*	*	*	*	*	*	*
10:00	60	**15**	**44**	157	230	61	2	**1**	0	0	0	0	0	0	570	27-36	325
11:00	**85**	15	30	**187**	**256**	**98**	**12**	1	0	0	0	0	0	0	**684**	27-36	372
12 PM	80	11	35	**207**	281	81	16	1	0	0	0	0	0	0	712	27-36	408
13:00	**81**	14	31	157	256	84	**12**	2	**1**	0	0	0	0	0	638	27-36	347
14:00	88	11	22	168	283	98	3	0	0	0	0	0	0	0	673	27-36	381
15:00	77	**17**	26	163	307	120	17	**5**	1	0	0	0	0	0	733	28-37	413
16:00	96	9	**39**	177	346	116	16	3	0	0	0	0	0	0	802	28-37	453
17:00	**98**	11	19	168	**351**	**146**	**19**	5	1	0	0	0	0	0	**818**	28-37	463
18:00	54	2	11	107	212	114	7	4	1	0	0	0	0	0	512	29-38	298
19:00	28	5	8	71	159	81	16	4	1	0	0	0	0	0	373	29-38	221
20:00	32	4	17	80	130	53	11	0	1	0	0	0	0	0	328	27-36	184
21:00	13	2	5	72	111	47	5	1	0	0	0	0	0	0	256	28-37	166
22:00	6	1	5	27	74	32	3	1	0	0	0	0	0	0	149	29-38	100
23:00	2	1	4	10	43	25	2	0	1	0	0	0	0	0	88	30-39	61
Total	800	118	296	1751	3039	1156	141	28	7	0	0	0	0	0	7336		
Percent	10.9%	1.6%	4.0%	23.9%	41.4%	15.8%	1.9%	0.4%	0.1%	0.0%	0.0%	0.0%	0.0%	0.0%			
AM Peak	11:00	10:00	10:00	11:00	11:00	11:00	11:00	10:00							11:00		
Vol.	85	15	44	187	256	98	12	1							684		
PM Peak	17:00	15:00	16:00	12:00	17:00	17:00	17:00	15:00	13:00						17:00		
Vol.	98	17	39	207	351	146	19	5	1						818		

Pioneer Valley Planning Commission
60 Congress Street
Springfield, MA 01104
(413) 781-6045

Location : West Springfield
Operator : AB, MB
Counter # :1449
Road Class :U3

Site Code: 8893
Station ID:
Memorial Ave
W/O Circuit Ave
Latitude: 0' 0.0000 Undefined

WB

Start Time	1 15	16 20	21 25	26 30	31 35	36 40	41 45	46 50	51 55	56 60	61 65	66 70	71 75	76 999	Total	Pace Speed	Number in Pace
06/20/12	0	1	5	14	35	14	5	0	0	0	0	0	0	0	74	28-37	49
01:00	1	1	1	6	17	12	2	0	0	0	0	0	0	0	40	30-39	26
02:00	1	0	1	9	8	5	3	1	0	0	0	0	0	0	28	27-36	15
03:00	0	0	0	5	8	1	0	0	0	0	0	0	0	0	14	26-35	12
04:00	1	0	4	7	13	12	2	0	0	0	0	0	0	0	39	29-38	23
05:00	8	1	6	29	46	29	2	0	0	0	0	0	0	0	121	28-37	71
06:00	19	7	14	50	102	65	11	0	0	0	0	0	0	0	268	29-38	150
07:00	50	13	19	50	176	75	**21**	**3**	0	0	0	0	0	0	407	29-38	216
08:00	74	15	12	97	184	87	14	1	0	0	0	0	0	0	484	28-37	243
09:00	68	16	19	77	232	**101**	10	1	0	**1**	0	0	0	0	525	29-38	289
10:00	96	16	**31**	117	255	96	12	1	0	0	0	0	0	0	624	28-37	320
11:00	**100**	**19**	21	**147**	**276**	80	14	1	0	0	**1**	0	0	0	**659**	27-36	**349**
12 PM	116	9	24	**168**	273	83	13	0	0	**1**	0	0	0	0	687	27-36	360
13:00	96	10	**38**	118	233	67	14	0	0	0	0	0	0	0	576	27-36	290
14:00	109	10	29	141	286	99	19	1	0	0	0	0	0	0	694	28-37	362
15:00	**121**	**23**	25	147	246	123	9	0	0	0	0	0	0	0	694	28-37	332
16:00	110	7	20	132	267	136	18	**3**	**1**	0	0	0	0	0	694	29-38	355
17:00	79	**2**	9	121	**344**	**143**	19	1	0	1	0	0	0	0	**719**	29-38	439
18:00	46	1	9	72	227	127	**20**	2	0	1	0	0	0	0	505	30-39	310
19:00	39	0	10	55	191	92	13	2	1	0	0	0	0	0	403	29-38	249
20:00	32	2	7	79	151	75	8	0	1	0	0	0	0	0	355	28-37	212
21:00	20	0	7	75	131	40	7	3	1	0	0	0	0	0	284	27-36	182
22:00	15	3	5	40	81	29	7	0	0	0	0	0	0	0	180	28-37	108
23:00	6	0	1	30	41	19	3	1	0	0	0	0	0	0	101	27-36	64
Total	1207	156	317	1786	3823	1610	246	21	4	4	1	0	0	0	9175		
Percent	13.2%	1.7%	3.5%	19.5%	41.7%	17.5%	2.7%	0.2%	0.0%	0.0%	0.0%	0.0%	0.0%	0.0%			
AM Peak	11:00	11:00	10:00	11:00	11:00	09:00	07:00	07:00		09:00	11:00				11:00		
Vol.	100	19	31	147	276	101	21	3		1	1				659		
PM Peak	15:00	15:00	13:00	12:00	17:00	17:00	18:00	16:00	16:00	12:00					17:00		
Vol.	121	23	38	168	344	143	20	3	1	1					719		

Pioneer Valley Planning Commission
60 Congress Street
Springfield, MA 01104
(413) 781-6045

Location : West Springfield
Operator : AB, MB
Counter # :1449
Road Class :U3

Site Code: 8893
Station ID:
Memorial Ave
W/O Circuit Ave
Latitude: 0' 0.0000 Undefined

WB

Start Time	1 15	16 20	21 25	26 30	31 35	36 40	41 45	46 50	51 55	56 60	61 65	66 70	71 75	76 999	Total	Pace Speed	Number in Pace
06/21/12	2	0	0	21	37	5	2	0	0	0	0	0	0	0	67	27-36	51
01:00	2	0	6	9	17	8	0	0	0	0	0	0	0	0	42	28-37	25
02:00	5	0	2	6	9	7	0	0	0	0	0	0	0	0	29	28-37	14
03:00	2	0	1	4	12	4	0	0	0	0	0	0	0	0	23	27-36	15
04:00	2	0	3	9	12	2	1	0	0	0	0	0	0	0	29	26-35	18
05:00	4	1	6	40	47	20	3	0	0	0	0	0	0	0	121	27-36	78
06:00	19	3	8	45	101	52	**16**	1	0	0	0	0	0	0	245	29-38	141
07:00	71	**19**	15	79	**209**	71	11	**4**	0	0	0	0	0	0	479	28-37	250
08:00	77	18	**38**	**135**	192	66	10	0	**1**	0	0	0	0	0	537	27-36	269
09:00	**93**	17	18	119	206	**86**	8	0	0	0	0	0	0	0	**547**	28-37	271
10:00	67	9	34	99	147	53	5	0	0	0	0	0	0	0	414	27-36	202
11:00	4	0	0	0	0	0	0	0	0	0	0	0	0	0	4	6-15	3
12 PM	0	0	0	0	0	0	0	0	0	0	0	0	0	0	0	*	*
13:00	**2**	0	0	0	0	0	0	0	0	0	0	0	0	0	**2**	2-11	2
14:00	0	0	0	0	0	0	0	0	0	0	0	0	0	0	0	*	*
15:00	*	*	*	*	*	*	*	*	*	*	*	*	*	*	*	*	*
16:00	*	*	*	*	*	*	*	*	*	*	*	*	*	*	*	*	*
17:00	*	*	*	*	*	*	*	*	*	*	*	*	*	*	*	*	*
18:00	*	*	*	*	*	*	*	*	*	*	*	*	*	*	*	*	*
19:00	*	*	*	*	*	*	*	*	*	*	*	*	*	*	*	*	*
20:00	*	*	*	*	*	*	*	*	*	*	*	*	*	*	*	*	*
21:00	*	*	*	*	*	*	*	*	*	*	*	*	*	*	*	*	*
22:00	*	*	*	*	*	*	*	*	*	*	*	*	*	*	*	*	*
23:00	*	*	*	*	*	*	*	*	*	*	*	*	*	*	*	*	*
Total	350	67	131	566	989	374	56	5	1	0	0	0	0	0	2539		
Percent	13.8%	2.6%	5.2%	22.3%	39.0%	14.7%	2.2%	0.2%	0.0%	0.0%	0.0%	0.0%	0.0%	0.0%			
AM Peak	09:00	07:00	08:00	08:00	07:00	09:00	06:00	07:00	08:00						09:00		
Vol.	93	19	38	135	209	86	16	4	1						547		
PM Peak	13:00														13:00		
Vol.	2														2		
Total	2357	341	744	4103	7851	3140	443	54	12	4	1	0	0	0	19050		
Percent	12.4%	1.8%	3.9%	21.5%	41.2%	16.5%	2.3%	0.3%	0.1%	0.0%	0.0%	0.0%	0.0%	0.0%			

15th Percentile : 10 MPH
50th Percentile : 30 MPH
85th Percentile : 36 MPH
95th Percentile : 39 MPH

Stats

10 MPH Pace Speed : 28-37 MPH
Number in Pace : 10442
Percent in Pace : 54.8%
Number of Vehicles > 55 MPH : 5
Percent of Vehicles > 55 MPH : 0.0%
Mean Speed(Average) : 27 MPH

Pioneer Valley Planning Commission
60 Congress Street
Springfield, MA 01104
(413) 781-6045

Location : West Springfield
Operator : AB, MB
Counter # :1449
Road Class :U3

Site Code: 8893
Station ID:
Memorial Ave
W/O Circuit Ave
Latitude: 0' 0.0000 Undefined

EB

Start Time	1 15	16 20	21 25	26 30	31 35	36 40	41 45	46 50	51 55	56 60	61 65	66 70	71 75	76 999	Total	Pace Speed	Number in Pace
06/19/12	*	*	*	*	*	*	*	*	*	*	*	*	*	*	*	*	*
01:00	*	*	*	*	*	*	*	*	*	*	*	*	*	*	*	*	*
02:00	*	*	*	*	*	*	*	*	*	*	*	*	*	*	*	*	*
03:00	*	*	*	*	*	*	*	*	*	*	*	*	*	*	*	*	*
04:00	*	*	*	*	*	*	*	*	*	*	*	*	*	*	*	*	*
05:00	*	*	*	*	*	*	*	*	*	*	*	*	*	*	*	*	*
06:00	*	*	*	*	*	*	*	*	*	*	*	*	*	*	*	*	*
07:00	*	*	*	*	*	*	*	*	*	*	*	*	*	*	*	*	*
08:00	*	*	*	*	*	*	*	*	*	*	*	*	*	*	*	*	*
09:00	*	*	*	*	*	*	*	*	*	*	*	*	*	*	*	*	*
10:00	86	**21**	**14**	59	183	144	34	**7**	**2**	0	0	0	0	0	550	30-39	263
11:00	**104**	15	12	**72**	**185**	**183**	**35**	6	1	0	0	0	0	0	**613**	31-40	293
12 PM	108	15	17	70	**219**	175	30	6	1	0	0	0	0	0	641	30-39	315
13:00	119	20	13	**74**	172	186	50	7	0	0	0	0	0	0	641	31-40	283
14:00	125	16	17	42	203	175	51	7	2	0	0	0	0	0	638	31-40	294
15:00	118	9	8	36	174	**224**	75	**13**	2	**1**	0	0	0	0	660	32-41	319
16:00	**165**	**21**	**20**	52	167	185	61	9	0	0	0	0	0	0	**680**	31-40	267
17:00	104	12	10	29	159	155	69	8	**3**	0	0	0	0	0	549	31-40	248
18:00	61	1	5	25	114	156	**79**	6	0	1	0	0	0	0	448	32-41	231
19:00	52	8	5	26	117	145	50	6	0	1	0	0	0	0	410	32-41	217
20:00	47	6	6	21	114	122	40	3	1	0	0	0	0	0	360	31-40	193
21:00	26	2	4	20	90	88	23	1	0	0	0	0	0	0	254	31-40	149
22:00	13	1	0	5	45	48	14	2	2	0	0	0	0	0	130	31-40	78
23:00	2	1	0	8	24	26	15	1	0	0	0	0	0	0	77	31-40	46
Total	1130	148	131	539	1966	2012	626	82	14	3	0	0	0	0	6651		
Percent	17.0%	2.2%	2.0%	8.1%	29.6%	30.3%	9.4%	1.2%	0.2%	0.0%	0.0%	0.0%	0.0%	0.0%			
AM Peak	11:00	10:00	10:00	11:00	11:00	11:00	11:00	10:00	10:00						11:00		
Vol.	104	21	14	72	185	183	35	7	2						613		
PM Peak	16:00	16:00	16:00	13:00	12:00	15:00	18:00	15:00	17:00	15:00					16:00		
Vol.	165	21	20	74	219	224	79	13	3	1					680		

Pioneer Valley Planning Commission
60 Congress Street
Springfield, MA 01104
(413) 781-6045

Location : West Springfield
Operator : AB, MB
Counter # :1449
Road Class :U3

Site Code: 8893
Station ID:
Memorial Ave
W/O Circuit Ave
Latitude: 0' 0.0000 Undefined

EB

Start Time	1 15	16 20	21 25	26 30	31 35	36 40	41 45	46 50	51 55	56 60	61 65	66 70	71 75	76 999	Total	Pace Speed	Number in Pace
06/20/12	0	0	0	4	19	15	4	2	0	0	0	0	0	0	44	30-39	31
01:00	2	0	2	4	6	13	3	0	0	0	0	0	0	0	30	32-41	17
02:00	0	0	1	1	9	11	5	0	0	0	0	0	0	0	27	32-41	19
03:00	1	1	0	3	6	6	3	0	0	0	0	0	0	0	20	31-40	11
04:00	1	1	2	4	10	12	9	4	1	0	0	0	0	0	44	32-41	21
05:00	10	0	2	2	26	36	14	4	**2**	0	0	0	0	0	96	32-41	53
06:00	23	4	4	17	80	94	41	10	0	0	0	0	0	0	273	32-41	150
07:00	74	6	3	32	137	**222**	**68**	10	0	0	0	0	0	0	552	32-41	301
08:00	93	12	8	44	**177**	189	68	**13**	0	0	0	0	0	0	**604**	31-40	296
09:00	92	13	9	47	170	161	52	8	2	0	0	0	0	0	554	31-40	265
10:00	128	8	9	**49**	161	132	40	5	1	0	0	0	0	0	533	30-39	224
11:00	**143**	**19**	**11**	49	159	137	35	5	2	0	0	0	0	0	560	31-40	222
12 PM	136	15	6	36	156	144	37	11	1	0	0	0	0	0	542	31-40	225
13:00	160	12	14	**47**	**182**	139	65	10	0	0	0	0	0	0	**629**	31-40	244
14:00	136	10	15	37	156	148	56	9	0	0	0	0	0	0	567	31-40	232
15:00	145	17	**19**	31	143	164	55	11	0	**1**	**1**	0	0	0	587	32-41	231
16:00	**189**	**18**	8	35	108	**180**	**68**	6	**4**	0	0	0	0	0	616	4-13	222
17:00	**148**	10	6	25	103	149	64	7	0	0	0	0	0	0	512	32-41	192
18:00	75	5	2	16	99	149	66	**17**	3	0	0	0	0	0	432	33-42	205
19:00	66	2	6	14	83	124	52	11	0	1	0	0	0	0	359	32-41	170
20:00	49	4	3	30	124	111	40	8	2	1	0	0	0	0	372	31-40	194
21:00	32	2	1	25	114	77	26	4	1	0	0	0	0	0	282	30-39	160
22:00	18	1	3	13	41	65	21	1	0	0	0	0	0	0	163	32-41	91
23:00	3	1	1	10	35	26	7	5	1	0	0	0	0	0	89	30-39	54
Total	1724	161	135	575	2304	2504	899	161	20	3	1	0	0	0	8487		
Percent	20.3%	1.9%	1.6%	6.8%	27.1%	29.5%	10.6%	1.9%	0.2%	0.0%	0.0%	0.0%	0.0%	0.0%			
AM Peak	11:00	11:00	11:00	10:00	08:00	07:00	07:00	08:00	05:00						08:00		
Vol.	143	19	11	49	177	222	68	13	2						604		
PM Peak	16:00	16:00	15:00	13:00	13:00	16:00	16:00	18:00	16:00	15:00	15:00				13:00		
Vol.	189	18	19	47	182	180	68	17	4	1	1				629		

Pioneer Valley Planning Commission
60 Congress Street
Springfield, MA 01104
(413) 781-6045

Location : West Springfield
Operator : AB, MB
Counter # :1449
Road Class :U3

Site Code: 8893
Station ID:
Memorial Ave
W/O Circuit Ave
Latitude: 0' 0.0000 Undefined

EB

Start Time	1 15	16 20	21 25	26 30	31 35	36 40	41 45	46 50	51 55	56 60	61 65	66 70	71 75	76 999	Total	Pace Speed	Number in Pace
06/21/12	2	0	1	4	25	14	3	1	0	0	0	0	0	0	50	30-39	35
01:00	2	0	0	2	15	15	4	0	0	0	0	0	0	0	38	31-40	26
02:00	2	0	1	2	14	11	0	0	0	0	0	0	0	0	30	31-40	21
03:00	2	1	0	2	12	10	3	0	**2**	0	0	0	0	0	32	30-39	19
04:00	0	1	1	1	15	10	5	3	1	0	0	0	0	0	37	31-40	22
05:00	11	0	1	11	23	43	9	1	0	0	0	0	0	0	99	32-41	56
06:00	33	0	1	24	70	95	33	4	0	0	0	0	0	0	260	32-41	139
07:00	76	6	12	25	164	**181**	**72**	7	0	0	0	0	0	0	543	32-41	283
08:00	97	13	14	38	165	174	51	**9**	0	0	0	0	0	0	561	31-40	269
09:00	**125**	**19**	7	**43**	**177**	161	37	4	0	0	0	0	0	0	**573**	31-40	258
10:00	99	10	**17**	42	123	103	24	3	0	0	0	0	0	0	421	30-39	173
11:00	0	0	0	0	0	0	0	0	0	0	0	0	0	0	0	*	*
12 PM	0	0	0	0	0	0	0	0	0	0	0	0	0	0	0	*	*
13:00	0	0	0	0	0	0	0	0	0	0	0	0	0	0	0	*	*
14:00	0	0	0	0	0	0	0	0	0	0	0	0	0	0	0	*	*
15:00	*	*	*	*	*	*	*	*	*	*	*	*	*	*	*	*	*
16:00	*	*	*	*	*	*	*	*	*	*	*	*	*	*	*	*	*
17:00	*	*	*	*	*	*	*	*	*	*	*	*	*	*	*	*	*
18:00	*	*	*	*	*	*	*	*	*	*	*	*	*	*	*	*	*
19:00	*	*	*	*	*	*	*	*	*	*	*	*	*	*	*	*	*
20:00	*	*	*	*	*	*	*	*	*	*	*	*	*	*	*	*	*
21:00	*	*	*	*	*	*	*	*	*	*	*	*	*	*	*	*	*
22:00	*	*	*	*	*	*	*	*	*	*	*	*	*	*	*	*	*
23:00	*	*	*	*	*	*	*	*	*	*	*	*	*	*	*	*	*
Total	449	50	55	194	803	817	241	32	3	0	0	0	0	0	2644		
Percent	17.0%	1.9%	2.1%	7.3%	30.4%	30.9%	9.1%	1.2%	0.1%	0.0%	0.0%	0.0%	0.0%	0.0%			
AM Peak	09:00	09:00	10:00	09:00	09:00	07:00	07:00	08:00	03:00						09:00		
Vol.	125	19	17	43	177	181	72	9	2						573		
PM Peak Vol.																	
Total	3303	359	321	1308	5073	5333	1766	275	37	6	1	0	0	0	17782		
Percent	18.6%	2.0%	1.8%	7.4%	28.5%	30.0%	9.9%	1.5%	0.2%	0.0%	0.0%	0.0%	0.0%	0.0%			

	15th Percentile :	8 MPH
	50th Percentile :	32 MPH
	85th Percentile :	39 MPH
	95th Percentile :	42 MPH
Stats	10 MPH Pace Speed :	31-40 MPH
	Number in Pace :	8221
	Percent in Pace :	46.2%
	Number of Vehicles > 55 MPH :	7
	Percent of Vehicles > 55 MPH :	0.0%
	Mean Speed(Average) :	27 MPH

Pioneer Valley Planning Commission
60 Congress Street
Springfield, MA 01104
(413) 781-6045

Location : West Springfield
Operator : AB, MB
Counter # : 1605
Road Class: U5

Site Code: 8967
Station ID:
Memorial Ave
E/O Main St
Latitude: 0' 0.0000 Undefined

EB

Start Time	1 15	16 20	21 25	26 30	31 35	36 40	41 45	46 50	51 55	56 60	61 65	66 70	71 75	76 999	Total	Pace Speed	Number in Pace
06/19/12	*	*	*	*	*	*	*	*	*	*	*	*	*	*	*	*	*
01:00	*	*	*	*	*	*	*	*	*	*	*	*	*	*	*	*	*
02:00	*	*	*	*	*	*	*	*	*	*	*	*	*	*	*	*	*
03:00	*	*	*	*	*	*	*	*	*	*	*	*	*	*	*	*	*
04:00	*	*	*	*	*	*	*	*	*	*	*	*	*	*	*	*	*
05:00	*	*	*	*	*	*	*	*	*	*	*	*	*	*	*	*	*
06:00	*	*	*	*	*	*	*	*	*	*	*	*	*	*	*	*	*
07:00	*	*	*	*	*	*	*	*	*	*	*	*	*	*	*	*	*
08:00	*	*	*	*	*	*	*	*	*	*	*	*	*	*	*	*	*
09:00	96	42	161	**186**	**39**	**6**	**1**	0	0	0	0	0	0	0	531	21-30	266
10:00	127	57	141	177	30	5	1	**1**	0	0	0	0	0	0	539	21-30	234
11:00	**136**	**60**	**170**	143	38	6	0	0	0	0	0	0	0	0	**553**	20-29	230
12 PM	149	51	130	167	21	3	1	0	0	0	0	0	0	0	522	21-30	211
13:00	**194**	69	173	98	24	0	0	0	0	0	0	0	0	0	558	5-14	229
14:00	138	61	**203**	183	32	9	0	0	0	0	0	0	0	0	**626**	21-30	286
15:00	181	57	145	106	24	1	0	0	0	0	0	0	0	0	514	5-14	211
16:00	176	**83**	110	84	18	2	0	0	0	0	0	0	0	0	473	5-14	207
17:00	155	31	142	122	28	8	**4**	0	0	0	0	0	0	0	490	21-30	186
18:00	86	55	175	198	70	3	0	0	0	0	0	0	0	0	587	21-30	295
19:00	59	38	131	**219**	**71**	**13**	2	0	0	0	0	0	0	0	533	22-31	292
20:00	59	43	175	180	64	7	3	0	0	0	0	0	0	0	531	21-30	288
21:00	31	36	94	155	54	2	1	0	**1**	0	0	0	0	0	374	22-31	211
22:00	9	14	37	84	33	8	2	0	0	0	0	0	0	0	187	23-32	111
23:00	8	5	24	62	25	7	0	0	0	0	0	0	0	0	131	24-33	81
Total	1604	702	2011	2164	571	80	15	1	1	0	0	0	0	0	7149		
Percent	22.4%	9.8%	28.1%	30.3%	8.0%	1.1%	0.2%	0.0%	0.0%	0.0%	0.0%	0.0%	0.0%	0.0%			
AM Peak	11:00	11:00	11:00	09:00	09:00	09:00	09:00	10:00							11:00		
Vol.	136	60	170	186	39	6	1	1							553		
PM Peak	13:00	16:00	14:00	19:00	19:00	19:00	17:00		21:00						14:00		
Vol.	194	83	203	219	71	13	4		1						626		

Pioneer Valley Planning Commission
60 Congress Street
Springfield, MA 01104
(413) 781-6045

Location : West Springfield
Operator : AB, MB
Counter # : 1605
Road Class: U5

Site Code: 8967
Station ID:
Memorial Ave
E/O Main St
Latitude: 0' 0.0000 Undefined

EB

Start Time	1 15	16 20	21 25	26 30	31 35	36 40	41 45	46 50	51 55	56 60	61 65	66 70	71 75	76 999	Total	Pace Speed	Number in Pace
06/20/12	0	2	18	25	8	0	**2**	0	0	0	0	0	0	0	55	22-31	39
01:00	0	3	8	14	11	1	0	0	0	0	0	0	0	0	37	24-33	23
02:00	1	1	5	19	8	0	0	0	0	0	0	0	0	0	34	24-33	25
03:00	1	0	8	18	11	0	0	0	0	0	0	0	0	0	38	24-33	27
04:00	2	4	7	20	18	7	1	0	0	0	0	0	0	0	59	26-35	33
05:00	3	5	25	53	33	**11**	1	0	0	0	0	0	0	0	131	24-33	80
06:00	35	16	60	121	**67**	11	1	1	0	0	0	0	0	0	312	24-33	166
07:00	96	33	137	174	62	8	2	0	0	0	0	0	0	0	512	22-31	243
08:00	99	43	160	171	42	4	1	**2**	0	0	0	0	0	0	522	21-30	253
09:00	111	**80**	**218**	144	26	3	0	0	0	0	0	0	0	0	582	20-29	278
10:00	96	56	106	81	24	0	0	0	0	0	0	0	0	0	363	20-29	138
11:00	**137**	68	148	**195**	41	5	0	0	0	0	0	0	0	0	**594**	21-30	254
12 PM	140	49	164	175	57	3	0	**1**	0	0	0	0	0	0	589	21-30	253
13:00	155	**66**	**172**	181	42	8	1	0	0	0	0	0	0	0	625	21-30	259
14:00	149	53	143	166	42	4	1	0	0	0	0	0	0	0	558	21-30	225
15:00	163	55	122	140	35	6	**2**	0	0	0	0	0	0	0	523	5-14	197
16:00	**167**	55	114	149	29	2	1	0	0	0	0	0	0	0	517	5-14	200
17:00	125	53	148	236	66	8	1	0	0	0	0	0	0	0	**637**	22-31	298
18:00	69	38	126	**241**	**86**	8	2	1	0	0	0	0	0	0	571	23-32	311
19:00	52	38	116	220	81	**14**	2	0	0	0	0	0	0	0	523	23-32	289
20:00	51	32	149	173	77	10	0	0	0	0	0	0	0	0	492	22-31	268
21:00	31	27	116	178	51	7	0	0	0	0	0	0	0	0	410	22-31	249
22:00	15	5	44	105	44	5	0	0	0	0	0	0	0	0	218	23-32	140
23:00	5	7	29	62	30	4	0	1	0	0	0	0	0	0	138	23-32	87
Total	1703	789	2343	3061	991	129	18	6	0	0	0	0	0	0	9040		
Percent	18.8%	8.7%	25.9%	33.9%	11.0%	1.4%	0.2%	0.1%	0.0%	0.0%	0.0%	0.0%	0.0%	0.0%			
AM Peak	11:00	09:00	09:00	11:00	06:00	05:00	00:00	08:00							11:00		
Vol.	137	80	218	195	67	11	2	2							594		
PM Peak	16:00	13:00	13:00	18:00	18:00	19:00	15:00	12:00							17:00		
Vol.	167	66	172	241	86	14	2	1							637		

Pioneer Valley Planning Commission
60 Congress Street
Springfield, MA 01104
(413) 781-6045

Location : West Springfield
Operator : AB, MB
Counter # : 1605
Road Class: U5

Site Code: 8967
Station ID:
Memorial Ave
E/O Main St
Latitude: 0' 0.0000 Undefined

EB

Start Time	1 15	16 20	21 25	26 30	31 35	36 40	41 45	46 50	51 55	56 60	61 65	66 70	71 75	76 999	Total	Pace Speed	Number in Pace
06/21/12	1	1	17	29	7	3	0	0	0	0	0	0	0	0	58	22-31	42
01:00	10	3	10	10	3	0	0	0	0	0	0	0	0	0	36	22-31	14
02:00	7	4	10	14	4	0	0	0	0	0	0	0	0	0	39	22-31	19
03:00	11	4	8	13	5	0	0	0	0	0	0	0	0	0	41	22-31	16
04:00	13	6	15	15	4	1	0	0	0	0	0	0	0	0	54	21-30	22
05:00	35	11	35	36	10	1	0	0	0	0	0	0	0	0	128	21-30	52
06:00	70	35	75	120	22	2	1	0	0	0	0	0	0	0	325	21-30	146
07:00	106	49	160	150	37	6	1	0	0	0	0	0	0	0	509	21-30	233
08:00	123	64	119	178	26	3	1	0	0	0	0	0	0	0	514	21-30	217
09:00	109	63	175	166	58	2	1	0	0	0	0	0	0	0	574	21-30	261
10:00	*	*	*	*	*	*	*	*	*	*	*	*	*	*	*	*	*
11:00	*	*	*	*	*	*	*	*	*	*	*	*	*	*	*	*	*
12 PM	*	*	*	*	*	*	*	*	*	*	*	*	*	*	*	*	*
13:00	*	*	*	*	*	*	*	*	*	*	*	*	*	*	*	*	*
14:00	*	*	*	*	*	*	*	*	*	*	*	*	*	*	*	*	*
15:00	*	*	*	*	*	*	*	*	*	*	*	*	*	*	*	*	*
16:00	*	*	*	*	*	*	*	*	*	*	*	*	*	*	*	*	*
17:00	*	*	*	*	*	*	*	*	*	*	*	*	*	*	*	*	*
18:00	*	*	*	*	*	*	*	*	*	*	*	*	*	*	*	*	*
19:00	*	*	*	*	*	*	*	*	*	*	*	*	*	*	*	*	*
20:00	*	*	*	*	*	*	*	*	*	*	*	*	*	*	*	*	*
21:00	*	*	*	*	*	*	*	*	*	*	*	*	*	*	*	*	*
22:00	*	*	*	*	*	*	*	*	*	*	*	*	*	*	*	*	*
23:00	*	*	*	*	*	*	*	*	*	*	*	*	*	*	*	*	*
Total	485	240	624	731	176	18	4	0	0	0	0	0	0	0	2278		
Percent	21.3%	10.5%	27.4%	32.1%	7.7%	0.8%	0.2%	0.0%	0.0%	0.0%	0.0%	0.0%	0.0%	0.0%			
AM Peak	08:00	08:00	09:00	08:00	09:00	07:00	06:00								09:00		
Vol.	123	64	175	178	58	6	1								574		
PM Peak Vol.																	
Total	3792	1731	4978	5956	1738	227	37	7	1	0	0	0	0	0	18467		
Percent	20.5%	9.4%	27.0%	32.3%	9.4%	1.2%	0.2%	0.0%	0.0%	0.0%	0.0%	0.0%	0.0%	0.0%			

	15th Percentile :	7 MPH
	50th Percentile :	21 MPH
	85th Percentile :	29 MPH
	95th Percentile :	32 MPH
Stats	10 MPH Pace Speed :	21-30 MPH
	Number in Pace :	8288
	Percent in Pace :	44.9%
	Number of Vehicles > 55 MPH :	0
	Percent of Vehicles > 55 MPH :	0.0%
	Mean Speed(Average) :	20 MPH

Pioneer Valley Planning Commission
60 Congress Street
Springfield, MA 01104
(413) 781-6045

Location : West Springfield
Operator : AB, MB
Counter # : 1605
Road Class: U5

Site Code: 8967
Station ID:
Memorial Ave
E/O Main St
Latitude: 0' 0.0000 Undefined

WB

Start Time	1 15	16 20	21 25	26 30	31 35	36 40	41 45	46 50	51 55	56 60	61 65	66 70	71 75	76 999	Total	Pace Speed	Number in Pace
06/19/12	*	*	*	*	*	*	*	*	*	*	*	*	*	*	*	*	*
01:00	*	*	*	*	*	*	*	*	*	*	*	*	*	*	*	*	*
02:00	*	*	*	*	*	*	*	*	*	*	*	*	*	*	*	*	*
03:00	*	*	*	*	*	*	*	*	*	*	*	*	*	*	*	*	*
04:00	*	*	*	*	*	*	*	*	*	*	*	*	*	*	*	*	*
05:00	*	*	*	*	*	*	*	*	*	*	*	*	*	*	*	*	*
06:00	*	*	*	*	*	*	*	*	*	*	*	*	*	*	*	*	*
07:00	*	*	*	*	*	*	*	*	*	*	*	*	*	*	*	*	*
08:00	*	*	*	*	*	*	*	*	*	*	*	*	*	*	*	*	*
09:00	120	54	129	**283**	118	13	**3**	0	0	0	0	0	0	0	720	23-32	348
10:00	138	46	131	255	**120**	**18**	1	0	0	0	0	0	0	0	709	23-32	321
11:00	**151**	**61**	**185**	227	83	15	3	0	0	0	0	0	0	0	**725**	22-31	315
12 PM	201	**89**	**156**	131	47	4	0	0	0	0	0	0	0	0	628	5-14	245
13:00	159	59	142	161	56	4	1	0	0	0	0	0	0	0	582	21-30	221
14:00	166	51	130	**242**	91	13	3	0	0	0	0	0	0	0	**696**	23-32	290
15:00	162	85	139	162	44	4	0	0	0	0	0	0	0	0	596	21-30	218
16:00	**209**	66	116	129	46	9	1	0	**1**	0	0	0	0	0	577	5-14	242
17:00	146	47	129	206	98	11	2	0	0	0	0	0	0	0	639	23-32	265
18:00	101	27	73	198	134	31	2	0	1	0	0	0	0	0	567	25-34	266
19:00	42	16	72	191	**139**	**36**	**5**	0	0	0	0	0	0	0	501	25-34	284
20:00	43	19	69	147	131	19	3	0	0	0	0	0	0	0	431	25-34	234
21:00	24	4	29	127	64	22	3	0	0	0	0	0	0	0	273	25-34	166
22:00	9	2	28	71	74	8	4	0	0	0	0	0	0	0	196	26-35	127
23:00	4	1	10	42	47	12	2	0	0	0	0	0	0	0	118	26-35	78
Total	1675	627	1538	2572	1292	219	33	0	2	0	0	0	0	0	7958		
Percent	21.0%	7.9%	19.3%	32.3%	16.2%	2.8%	0.4%	0.0%	0.0%	0.0%	0.0%	0.0%	0.0%	0.0%			
AM Peak	11:00	11:00	11:00	09:00	10:00	10:00	09:00								11:00		
Vol.	151	61	185	283	120	18	3								725		
PM Peak	16:00	12:00	12:00	14:00	19:00	19:00	19:00		16:00						14:00		
Vol.	209	89	156	242	139	36	5		1						696		

Pioneer Valley Planning Commission
60 Congress Street
Springfield, MA 01104
(413) 781-6045

Location : West Springfield
Operator : AB, MB
Counter # : 1605
Road Class: U5

Site Code: 8967
Station ID:
Memorial Ave
E/O Main St
Latitude: 0' 0.0000 Undefined

WB

Start Time	1 15	16 20	21 25	26 30	31 35	36 40	41 45	46 50	51 55	56 60	61 65	66 70	71 75	76 999	Total	Pace Speed	Number in Pace
06/20/12	2	2	8	34	36	16	1	0	0	0	0	0	0	0	99	26-35	63
01:00	1	0	3	14	19	6	0	0	0	0	0	0	0	0	43	26-35	30
02:00	0	1	4	14	19	6	2	0	0	0	0	0	0	0	46	27-36	30
03:00	0	0	5	11	16	3	0	0	0	0	0	0	0	0	35	26-35	25
04:00	0	1	6	17	33	11	1	0	0	0	0	0	0	0	69	28-37	47
05:00	5	4	22	72	81	32	4	0	0	0	0	0	0	0	220	27-36	137
06:00	35	11	55	138	137	32	4	0	0	0	0	0	0	0	412	26-35	233
07:00	81	12	61	188	**200**	**63**	**6**	**2**	**1**	0	0	0	0	0	614	26-35	319
08:00	91	31	83	241	172	21	1	0	0	0	0	0	0	0	640	25-34	336
09:00	108	35	120	231	116	30	3	0	0	0	0	0	0	0	643	23-32	301
10:00	115	28	91	154	78	11	1	0	0	0	0	0	0	0	478	23-32	196
11:00	**149**	**44**	**162**	**256**	104	15	3	0	0	0	0	0	0	0	**733**	22-31	332
12 PM	159	**66**	**158**	233	80	14	2	**1**	0	0	0	0	0	0	713	22-31	299
13:00	**171**	37	115	184	95	9	2	0	**1**	0	0	0	0	0	614	23-32	232
14:00	139	34	135	222	133	18	1	0	0	0	0	0	0	0	682	23-32	300
15:00	159	38	119	232	109	12	1	0	0	0	0	0	0	0	670	23-32	285
16:00	156	35	118	223	113	14	1	0	0	0	0	0	0	0	660	23-32	279
17:00	124	30	114	**253**	**187**	**41**	4	0	0	**1**	0	0	0	0	**754**	25-34	360
18:00	86	22	74	227	180	37	**5**	0	0	0	0	0	0	0	631	25-34	332
19:00	41	13	62	160	173	35	5	1	0	0	0	0	0	0	490	26-35	282
20:00	48	17	59	179	137	21	2	0	1	0	0	0	0	0	464	25-34	264
21:00	24	12	52	127	93	25	3	1	0	0	0	0	0	0	337	25-34	192
22:00	16	3	28	79	75	19	1	0	0	0	0	0	0	0	221	26-35	133
23:00	6	1	5	44	44	12	3	0	0	0	0	0	0	0	115	26-35	76
Total	1716	477	1659	3533	2430	503	56	5	3	1	0	0	0	0	10383		
Percent	16.5%	4.6%	16.0%	34.0%	23.4%	4.8%	0.5%	0.0%	0.0%	0.0%	0.0%	0.0%	0.0%	0.0%			
AM Peak	11:00	11:00	11:00	11:00	07:00	07:00	07:00	07:00	07:00						11:00		
Vol.	149	44	162	256	200	63	6	2	1						733		
PM Peak	13:00	12:00	12:00	17:00	17:00	17:00	18:00	12:00	13:00	17:00					17:00		
Vol.	171	66	158	253	187	41	5	1	1	1					754		

Pioneer Valley Planning Commission
60 Congress Street
Springfield, MA 01104
(413) 781-6045

Location : West Springfield
Operator : AB, MB
Counter # : 1605
Road Class: U5

Site Code: 8967
Station ID:
Memorial Ave
E/O Main St
Latitude: 0' 0.0000 Undefined

WB

Start Time	1 15	16 20	21 25	26 30	31 35	36 40	41 45	46 50	51 55	56 60	61 65	66 70	71 75	76 999	Total	Pace Speed	Number in Pace
06/21/12	3	1	16	35	30	3	0	0	0	0	0	0	0	0	88	25-34	58
01:00	10	3	6	15	7	1	0	0	0	0	0	0	0	0	42	24-33	18
02:00	12	4	9	15	11	2	0	0	0	0	0	0	0	0	53	24-33	21
03:00	8	2	8	13	5	2	0	0	0	0	0	0	0	0	38	22-31	17
04:00	16	5	12	20	12	2	0	0	0	0	0	0	0	0	67	24-33	26
05:00	48	15	42	63	44	7	1	0	0	0	0	0	0	0	220	23-32	88
06:00	87	18	75	136	96	16	1	0	0	0	0	0	0	0	429	24-33	189
07:00	132	32	89	231	102	23	2	0	0	0	0	0	0	0	611	24-33	273
08:00	160	31	140	181	91	26	2	0	0	0	0	0	0	0	631	22-31	247
09:00	156	25	126	202	170	20	4	1	0	0	0	0	0	0	704	24-33	297
10:00	*	*	*	*	*	*	*	*	*	*	*	*	*	*	*	*	*
11:00	*	*	*	*	*	*	*	*	*	*	*	*	*	*	*	*	*
12 PM	*	*	*	*	*	*	*	*	*	*	*	*	*	*	*	*	*
13:00	*	*	*	*	*	*	*	*	*	*	*	*	*	*	*	*	*
14:00	*	*	*	*	*	*	*	*	*	*	*	*	*	*	*	*	*
15:00	*	*	*	*	*	*	*	*	*	*	*	*	*	*	*	*	*
16:00	*	*	*	*	*	*	*	*	*	*	*	*	*	*	*	*	*
17:00	*	*	*	*	*	*	*	*	*	*	*	*	*	*	*	*	*
18:00	*	*	*	*	*	*	*	*	*	*	*	*	*	*	*	*	*
19:00	*	*	*	*	*	*	*	*	*	*	*	*	*	*	*	*	*
20:00	*	*	*	*	*	*	*	*	*	*	*	*	*	*	*	*	*
21:00	*	*	*	*	*	*	*	*	*	*	*	*	*	*	*	*	*
22:00	*	*	*	*	*	*	*	*	*	*	*	*	*	*	*	*	*
23:00	*	*	*	*	*	*	*	*	*	*	*	*	*	*	*	*	*
Total	632	136	523	911	568	102	10	1	0	0	0	0	0	0	2883		
Percent	21.9%	4.7%	18.1%	31.6%	19.7%	3.5%	0.3%	0.0%	0.0%	0.0%	0.0%	0.0%	0.0%	0.0%			
AM Peak	08:00	07:00	08:00	07:00	09:00	08:00	09:00	09:00							09:00		
Vol.	160	32	140	231	170	26	4	1							704		
PM Peak Vol.																	
Total	4023	1240	3720	7016	4290	824	99	6	5	1	0	0	0	0	21224		
Percent	19.0%	5.8%	17.5%	33.1%	20.2%	3.9%	0.5%	0.0%	0.0%	0.0%	0.0%	0.0%	0.0%	0.0%			

15th Percentile :	8 MPH
50th Percentile :	24 MPH
85th Percentile :	31 MPH
95th Percentile :	35 MPH

Stats

10 MPH Pace Speed :	24-33 MPH
Number in Pace :	9381
Percent in Pace :	44.2%
Number of Vehicles > 55 MPH :	1
Percent of Vehicles > 55 MPH :	0.0%
Mean Speed(Average) :	22 MPH

Pioneer Valley Planning Commission
60 Congress Street
Springfield, MA 01104
(413) 781-6045

Location : West Springfield
Operator : AB, MB
Counter # : 1477
Road Class : U6

Site Code: 9049
Station ID:
Day St
W/O Union St
Latitude: 0' 0.0000 Undefined

WB

Start Time	1 15	16 20	21 25	26 30	31 35	36 40	41 45	46 50	51 55	56 60	61 65	66 70	71 75	76 999	Total	Pace Speed	Number in Pace
06/19/12	*	*	*	*	*	*	*	*	*	*	*	*	*	*	*	*	*
01:00	*	*	*	*	*	*	*	*	*	*	*	*	*	*	*	*	*
02:00	*	*	*	*	*	*	*	*	*	*	*	*	*	*	*	*	*
03:00	*	*	*	*	*	*	*	*	*	*	*	*	*	*	*	*	*
04:00	*	*	*	*	*	*	*	*	*	*	*	*	*	*	*	*	*
05:00	*	*	*	*	*	*	*	*	*	*	*	*	*	*	*	*	*
06:00	*	*	*	*	*	*	*	*	*	*	*	*	*	*	*	*	*
07:00	*	*	*	*	*	*	*	*	*	*	*	*	*	*	*	*	*
08:00	*	*	*	*	*	*	*	*	*	*	*	*	*	*	*	*	*
09:00	*	*	*	*	*	*	*	*	*	*	*	*	*	*	*	*	*
10:00	7	**8**	**5**	**2**	0	0	0	0	0	0	0	0	0	0	22	9-18	11
11:00	**19**	8	5	0	**1**	**1**	0	0	0	0	0	0	0	0	**34**	5-14	20
12 PM	6	**9**	**7**	3	0	0	0	0	0	0	0	0	0	0	25	11-20	12
13:00	**11**	4	4	3	1	**1**	0	0	0	0	0	0	0	0	24	5-14	12
14:00	9	7	7	**4**	1	1	0	0	0	0	0	0	0	0	**29**	5-14	12
15:00	3	2	4	2	**2**	1	0	0	0	0	0	0	0	0	14	15-24	5
16:00	7	2	6	3	0	1	0	0	0	0	0	0	0	0	19	5-14	8
17:00	3	9	5	1	0	1	0	0	0	0	0	0	0	0	19	12-21	11
18:00	4	4	1	1	1	0	0	0	0	0	0	0	0	0	11	11-20	5
19:00	2	3	2	0	1	0	0	0	0	0	0	0	0	0	8	8-17	4
20:00	2	0	0	1	0	0	0	0	0	0	0	0	0	0	3	1-10	2
21:00	4	3	1	0	0	0	0	0	0	0	0	0	0	0	8	7-16	5
22:00	5	4	1	0	0	0	0	0	0	0	0	0	0	0	10	5-14	6
23:00	1	1	0	0	0	0	**1**	0	0	0	0	0	0	0	3	13-22	1
Total	83	64	48	20	7	6	1	0	0	0	0	0	0	0	229		
Percent	36.2%	27.9%	21.0%	8.7%	3.1%	2.6%	0.4%	0.0%	0.0%	0.0%	0.0%	0.0%	0.0%	0.0%			
AM Peak	11:00	10:00	10:00	10:00	11:00	11:00									11:00		
Vol.	19	8	5	2	1	1									34		
PM Peak	13:00	12:00	12:00	14:00	15:00	13:00	23:00								14:00		
Vol.	11	9	7	4	2	1	1								29		

Pioneer Valley Planning Commission
60 Congress Street
Springfield, MA 01104
(413) 781-6045

Location : West Springfield
Operator : AB, MB
Counter # : 1477
Road Class : U6

Site Code: 9049
Station ID:
Day St
W/O Union St
Latitude: 0' 0.0000 Undefined

WB

Start Time	1 15	16 20	21 25	26 30	31 35	36 40	41 45	46 50	51 55	56 60	61 65	66 70	71 75	76 999	Total	Pace Speed	Number in Pace
06/20/12	5	0	0	0	0	0	0	0	0	0	0	0	0	0	5	4-13	4
01:00	2	2	0	0	0	0	0	0	0	0	0	0	0	0	4	12-21	2
02:00	1	1	0	1	0	0	0	0	0	0	0	0	0	0	3	13-22	1
03:00	1	1	2	0	1	0	0	0	0	0	0	0	0	0	5	18-27	2
04:00	0	1	1	1	1	0	0	0	0	0	0	0	0	0	4	13-22	2
05:00	1	1	2	1	**2**	0	0	0	0	0	0	0	0	0	7	18-27	3
06:00	8	7	6	2	1	0	0	0	0	0	0	0	0	0	24	6-15	11
07:00	4	3	7	5	2	**1**	0	0	0	0	0	0	0	0	22	21-30	9
08:00	2	5	3	3	1	1	0	0	0	0	0	0	0	0	15	13-22	7
09:00	**12**	**8**	5	3	1	0	0	0	0	0	0	0	0	0	29	7-16	14
10:00	11	7	**9**	**6**	0	0	0	0	0	0	0	0	0	0	**33**	5-14	14
11:00	4	7	6	3	1	0	**1**	0	0	0	0	0	0	0	22	12-21	10
12 PM	9	**18**	**11**	3	0	0	0	0	0	0	0	0	0	0	**41**	11-20	22
13:00	**19**	10	7	**5**	0	0	0	0	0	0	0	0	0	0	41	6-15	21
14:00	17	9	9	1	1	0	0	0	0	0	0	0	0	0	37	5-14	19
15:00	12	6	10	1	**4**	**1**	0	0	0	0	0	0	0	0	34	7-16	14
16:00	5	3	2	2	1	0	0	0	0	0	0	0	0	0	13	4-13	6
17:00	4	5	9	3	1	0	0	0	0	0	0	0	0	0	22	17-26	11
18:00	0	0	3	1	1	1	0	0	0	0	0	0	0	0	6	19-28	4
19:00	1	1	5	1	1	0	0	0	0	0	0	0	0	0	9	20-29	5
20:00	2	1	4	1	0	0	0	0	0	0	0	0	0	0	8	16-25	4
21:00	0	5	0	1	1	0	0	0	0	0	0	0	0	0	7	10-19	5
22:00	5	4	4	0	1	0	0	0	0	0	0	0	0	0	14	10-19	6
23:00	0	0	1	0	0	0	0	0	0	0	0	0	0	0	1	14-23	1
Total	125	105	106	44	21	4	1	0	0	0	0	0	0	0	406		
Percent	30.8%	25.9%	26.1%	10.8%	5.2%	1.0%	0.2%	0.0%	0.0%	0.0%	0.0%	0.0%	0.0%	0.0%			
AM Peak	09:00	09:00	10:00	10:00	05:00	07:00	11:00								10:00		
Vol.	12	8	9	6	2	1	1								33		
PM Peak	13:00	12:00	12:00	13:00	15:00	15:00									12:00		
Vol.	19	18	11	5	4	1									41		

Pioneer Valley Planning Commission
60 Congress Street
Springfield, MA 01104
(413) 781-6045

Location : West Springfield
Operator : AB, MB
Counter # : 1477
Road Class : U6

Site Code: 9049
Station ID:
Day St
W/O Union St
Latitude: 0' 0.0000 Undefined

WB

Start Time	1 15	16 20	21 25	26 30	31 35	36 40	41 45	46 50	51 55	56 60	61 65	66 70	71 75	76 999	Total	Pace Speed	Number in Pace
06/21/12	2	0	0	1	0	0	0	0	0	0	0	0	0	0	3	1-10	2
01:00	3	3	1	0	0	0	0	0	0	0	0	0	0	0	7	5-14	4
02:00	0	0	0	1	0	0	0	0	0	0	0	0	0	0	1	19-28	1
03:00	0	1	0	0	1	0	0	0	0	0	0	0	0	0	2	13-22	1
04:00	0	0	2	2	0	0	0	0	0	0	0	0	0	0	4	21-30	4
05:00	3	7	6	2	1	0	0	0	0	0	0	0	0	0	19	14-23	10
06:00	3	10	2	5	3	0	0	0	0	0	0	0	0	0	23	13-22	11
07:00	16	4	3	7	0	0	0	0	0	0	0	0	0	0	30	6-15	16
08:00	5	6	9	5	0	0	0	0	0	0	0	0	0	0	25	19-28	11
09:00	5	6	6	8	2	0	0	0	0	0	0	0	0	0	27	20-29	11
10:00	6	10	9	2	1	0	0	0	0	0	0	0	0	0	28	13-22	14
11:00	*	*	*	*	*	*	*	*	*	*	*	*	*	*	*	*	*
12 PM	*	*	*	*	*	*	*	*	*	*	*	*	*	*	*	*	*
13:00	*	*	*	*	*	*	*	*	*	*	*	*	*	*	*	*	*
14:00	*	*	*	*	*	*	*	*	*	*	*	*	*	*	*	*	*
15:00	*	*	*	*	*	*	*	*	*	*	*	*	*	*	*	*	*
16:00	*	*	*	*	*	*	*	*	*	*	*	*	*	*	*	*	*
17:00	*	*	*	*	*	*	*	*	*	*	*	*	*	*	*	*	*
18:00	*	*	*	*	*	*	*	*	*	*	*	*	*	*	*	*	*
19:00	*	*	*	*	*	*	*	*	*	*	*	*	*	*	*	*	*
20:00	*	*	*	*	*	*	*	*	*	*	*	*	*	*	*	*	*
21:00	*	*	*	*	*	*	*	*	*	*	*	*	*	*	*	*	*
22:00	*	*	*	*	*	*	*	*	*	*	*	*	*	*	*	*	*
23:00	*	*	*	*	*	*	*	*	*	*	*	*	*	*	*	*	*
Total	43	47	38	33	8	0	0	0	0	0	0	0	0	0	169		
Percent	25.4%	27.8%	22.5%	19.5%	4.7%	0.0%	0.0%	0.0%	0.0%	0.0%	0.0%	0.0%	0.0%	0.0%			
AM Peak	07:00	06:00	08:00	09:00	06:00										07:00		
Vol.	16	10	9	8	3										30		
PM Peak Vol.																	
Total	251	216	192	97	36	10	2	0	0	0	0	0	0	0	804		
Percent	31.2%	26.9%	23.9%	12.1%	4.5%	1.2%	0.2%	0.0%	0.0%	0.0%	0.0%	0.0%	0.0%	0.0%			

15th Percentile :	6 MPH
50th Percentile :	14 MPH
85th Percentile :	24 MPH
95th Percentile :	29 MPH

Stats

10 MPH Pace Speed :	7-16 MPH
Number in Pace :	340
Percent in Pace :	42.3%
Number of Vehicles > 55 MPH :	0
Percent of Vehicles > 55 MPH :	0.0%
Mean Speed(Average) :	16 MPH

Pioneer Valley Planning Commission
60 Congress Street
Springfield, MA 01104
(413) 781-6045

Location : West Springfield
Operator : AB, MB
Counter # : 1477
Road Class : U6

Site Code: 9049
Station ID:
Day St
W/O Union St
Latitude: 0' 0.0000 Undefined

EB

Start Time	1 15	16 20	21 25	26 30	31 35	36 40	41 45	46 50	51 55	56 60	61 65	66 70	71 75	76 999	Total	Pace Speed	Number in Pace
06/19/12	*	*	*	*	*	*	*	*	*	*	*	*	*	*	*	*	*
01:00	*	*	*	*	*	*	*	*	*	*	*	*	*	*	*	*	*
02:00	*	*	*	*	*	*	*	*	*	*	*	*	*	*	*	*	*
03:00	*	*	*	*	*	*	*	*	*	*	*	*	*	*	*	*	*
04:00	*	*	*	*	*	*	*	*	*	*	*	*	*	*	*	*	*
05:00	*	*	*	*	*	*	*	*	*	*	*	*	*	*	*	*	*
06:00	*	*	*	*	*	*	*	*	*	*	*	*	*	*	*	*	*
07:00	*	*	*	*	*	*	*	*	*	*	*	*	*	*	*	*	*
08:00	*	*	*	*	*	*	*	*	*	*	*	*	*	*	*	*	*
09:00	*	*	*	*	*	*	*	*	*	*	*	*	*	*	*	*	*
10:00	6	2	**8**	3	0	0	0	0	0	0	0	0	0	0	19	19-28	8
11:00	**15**	**6**	4	**4**	0	**1**	0	0	0	0	0	0	0	0	**30**	4-13	16
12 PM	10	8	6	5	**2**	0	0	0	0	0	0	0	0	0	31	8-17	13
13:00	**4**	**3**	**8**	4	0	0	0	0	0	0	0	0	0	0	**19**	20-29	9
14:00	**12**	**13**	6	2	2	0	0	0	0	0	0	0	0	0	**35**	10-19	17
15:00	5	7	6	**10**	1	0	**1**	0	0	0	0	0	0	0	30	21-30	12
16:00	12	3	4	5	1	**1**	0	0	0	0	0	0	0	0	26	4-13	13
17:00	3	11	3	4	2	1	0	0	0	0	0	0	0	0	24	12-21	13
18:00	1	3	7	1	2	0	0	0	0	0	0	0	0	0	14	17-26	8
19:00	6	2	3	2	0	0	0	0	0	0	0	0	0	0	13	5-14	7
20:00	0	1	1	1	1	0	0	0	0	0	0	0	0	0	4	13-22	2
21:00	0	0	2	0	0	0	0	0	0	0	0	0	0	0	2	15-24	2
22:00	4	3	0	0	0	0	0	0	0	0	0	0	0	0	7	9-18	4
23:00	2	3	0	1	0	0	0	0	0	0	0	0	0	0	6	12-21	3
Total	80	65	58	42	11	3	1	0	0	0	0	0	0	0	260		
Percent	30.8%	25.0%	22.3%	16.2%	4.2%	1.2%	0.4%	0.0%	0.0%	0.0%	0.0%	0.0%	0.0%	0.0%			
AM Peak	11:00	11:00	10:00	11:00		11:00									11:00		
Vol.	15	6	8	4		1									30		
PM Peak	14:00	14:00	13:00	15:00	12:00	16:00	15:00								14:00		
Vol.	12	13	8	10	2	1	1								35		

Pioneer Valley Planning Commission
60 Congress Street
Springfield, MA 01104
(413) 781-6045

Location : West Springfield
Operator : AB, MB
Counter # : 1477
Road Class : U6

Site Code: 9049
Station ID:
Day St
W/O Union St
Latitude: 0' 0.0000 Undefined

EB

Start Time	1 15	16 20	21 25	26 30	31 35	36 40	41 45	46 50	51 55	56 60	61 65	66 70	71 75	76 999	Total	Pace Speed	Number in Pace
06/20/12	1	0	0	1	0	0	0	0	0	0	0	0	0	0	2	5-14	1
01:00	1	0	1	0	0	0	0	0	0	0	0	0	0	0	2	5-14	1
02:00	1	3	0	1	0	0	0	0	0	0	0	0	0	0	5	12-21	3
03:00	1	0	0	0	**1**	0	0	0	0	0	0	0	0	0	2	5-14	1
04:00	3	3	3	1	1	0	0	0	0	0	0	0	0	0	11	17-26	4
05:00	6	2	0	0	0	**1**	0	0	0	0	0	0	0	0	9	4-13	6
06:00	9	5	3	2	1	0	0	0	0	0	0	0	0	0	20	7-16	10
07:00	11	6	**6**	1	1	0	0	0	0	0	0	0	0	0	25	7-16	12
08:00	4	10	4	3	1	0	0	0	0	0	0	0	0	0	22	11-20	12
09:00	10	9	3	**9**	1	0	0	0	0	0	0	0	0	0	32	7-16	14
10:00	**18**	8	6	3	0	1	0	0	0	0	0	0	0	0	**36**	6-15	19
11:00	9	**11**	5	5	0	0	0	0	0	0	0	0	0	0	30	11-20	14
12 PM	9	12	**12**	7	0	0	0	0	0	0	0	0	0	0	**40**	14-23	18
13:00	10	10	6	3	2	0	0	0	0	0	0	0	0	0	31	9-18	14
14:00	12	**13**	6	6	0	**1**	0	0	0	0	0	0	0	0	38	9-18	18
15:00	**13**	5	6	**9**	3	0	0	0	0	0	0	0	0	0	36	6-15	15
16:00	6	2	4	4	0	1	0	0	0	0	0	0	0	0	17	5-14	7
17:00	6	1	4	5	**4**	0	0	0	0	0	0	0	0	0	20	24-33	7
18:00	3	3	4	5	3	0	0	0	0	0	0	0	0	0	18	23-32	7
19:00	1	0	3	2	2	0	0	0	0	0	0	0	0	0	8	23-32	4
20:00	2	2	4	0	0	0	0	0	0	0	0	0	0	0	8	17-26	4
21:00	1	0	4	0	1	0	0	0	0	0	0	0	0	0	6	18-27	4
22:00	0	2	4	2	0	0	0	0	0	0	0	0	0	0	8	20-29	5
23:00	0	1	1	0	0	0	0	0	0	0	0	0	0	0	2	19-28	1
Total	137	108	89	69	21	4	0	0	0	0	0	0	0	0	428		
Percent	32.0%	25.2%	20.8%	16.1%	4.9%	0.9%	0.0%	0.0%	0.0%	0.0%	0.0%	0.0%	0.0%	0.0%			
AM Peak	10:00	11:00	07:00	09:00	03:00	05:00									10:00		
Vol.	18	11	6	9	1	1									36		
PM Peak	15:00	14:00	12:00	15:00	17:00	14:00									12:00		
Vol.	13	13	12	9	4	1									40		

Pioneer Valley Planning Commission
60 Congress Street
Springfield, MA 01104
(413) 781-6045

Location : West Springfield
Operator : AB, MB
Counter # : 1477
Road Class : U6

Site Code: 9049
Station ID:
Day St
W/O Union St
Latitude: 0' 0.0000 Undefined

EB

Start Time	1 15	16 20	21 25	26 30	31 35	36 40	41 45	46 50	51 55	56 60	61 65	66 70	71 75	76 999	Total	Pace Speed	Number in Pace
06/21/12	0	0	1	1	0	0	0	0	0	0	0	0	0	0	2	19-28	2
01:00	1	2	2	0	0	0	0	0	0	0	0	0	0	0	5	11-20	3
02:00	4	0	1	0	0	0	0	0	0	0	0	0	0	0	5	4-13	4
03:00	0	0	0	1	1	0	0	0	0	0	0	0	0	0	2	24-33	2
04:00	0	2	1	0	1	0	0	0	0	0	0	0	0	0	4	17-26	2
05:00	5	1	1	2	0	1	0	0	0	0	0	0	0	0	10	6-15	5
06:00	6	6	4	2	1	0	0	0	0	0	0	0	0	0	19	8-17	9
07:00	**16**	**12**	5	3	**3**	0	0	0	0	0	0	0	0	0	**39**	8-17	19
08:00	3	3	6	**4**	1	0	0	0	0	0	0	0	0	0	17	18-27	8
09:00	10	8	**13**	3	1	0	0	0	0	0	0	0	0	0	35	15-24	15
10:00	7	3	4	4	1	1	0	0	0	0	0	0	0	0	20	7-16	8
11:00	*	*	*	*	*	*	*	*	*	*	*	*	*	*	*	*	*
12 PM	*	*	*	*	*	*	*	*	*	*	*	*	*	*	*	*	*
13:00	*	*	*	*	*	*	*	*	*	*	*	*	*	*	*	*	*
14:00	*	*	*	*	*	*	*	*	*	*	*	*	*	*	*	*	*
15:00	*	*	*	*	*	*	*	*	*	*	*	*	*	*	*	*	*
16:00	*	*	*	*	*	*	*	*	*	*	*	*	*	*	*	*	*
17:00	*	*	*	*	*	*	*	*	*	*	*	*	*	*	*	*	*
18:00	*	*	*	*	*	*	*	*	*	*	*	*	*	*	*	*	*
19:00	*	*	*	*	*	*	*	*	*	*	*	*	*	*	*	*	*
20:00	*	*	*	*	*	*	*	*	*	*	*	*	*	*	*	*	*
21:00	*	*	*	*	*	*	*	*	*	*	*	*	*	*	*	*	*
22:00	*	*	*	*	*	*	*	*	*	*	*	*	*	*	*	*	*
23:00	*	*	*	*	*	*	*	*	*	*	*	*	*	*	*	*	*
Total	52	37	38	20	9	2	0	0	0	0	0	0	0	0	158		
Percent	32.9%	23.4%	24.1%	12.7%	5.7%	1.3%	0.0%	0.0%	0.0%	0.0%	0.0%	0.0%	0.0%	0.0%			
AM Peak	07:00	07:00	09:00	08:00	07:00	05:00									07:00		
Vol.	16	12	13	4	3	1									39		
PM Peak																	
Vol.																	
Total	269	210	185	131	41	9	1	0	0	0	0	0	0	0	846		
Percent	31.8%	24.8%	21.9%	15.5%	4.8%	1.1%	0.1%	0.0%	0.0%	0.0%	0.0%	0.0%	0.0%	0.0%			

15th Percentile :	6 MPH
50th Percentile :	14 MPH
85th Percentile :	25 MPH
95th Percentile :	30 MPH

Stats

10 MPH Pace Speed :	7-16 MPH
Number in Pace :	355
Percent in Pace :	42.0%
Number of Vehicles > 55 MPH :	0
Percent of Vehicles > 55 MPH :	0.0%
Mean Speed(Average) :	16 MPH

Pioneer Valley Planning Commission
60 Congress Street
Springfield, MA 01104
(413) 781-6045

Location : West Springfield
Operator : AB, MB
Counter # : 1843
Road Class : U5

Site Code: 9705
Station ID:
South Blvd
W/O Webster Ave
Latitude: 0' 0.0000 Undefined

WB

Start Time	1 15	16 20	21 25	26 30	31 35	36 40	41 45	46 50	51 55	56 60	61 65	66 70	71 75	76 999	Total	Pace Speed	Number in Pace
05/09/12	*	*	*	*	*	*	*	*	*	*	*	*	*	*	*	*	*
01:00	*	*	*	*	*	*	*	*	*	*	*	*	*	*	*	*	*
02:00	*	*	*	*	*	*	*	*	*	*	*	*	*	*	*	*	*
03:00	*	*	*	*	*	*	*	*	*	*	*	*	*	*	*	*	*
04:00	*	*	*	*	*	*	*	*	*	*	*	*	*	*	*	*	*
05:00	*	*	*	*	*	*	*	*	*	*	*	*	*	*	*	*	*
06:00	*	*	*	*	*	*	*	*	*	*	*	*	*	*	*	*	*
07:00	*	*	*	*	*	*	*	*	*	*	*	*	*	*	*	*	*
08:00	*	*	*	*	*	*	*	*	*	*	*	*	*	*	*	*	*
09:00	*	*	*	*	*	*	*	*	*	*	*	*	*	*	*	*	*
10:00	*	*	*	*	*	*	*	*	*	*	*	*	*	*	*	*	*
11:00	*	*	*	*	*	*	*	*	*	*	*	*	*	*	*	*	*
12 PM	*	*	*	*	*	*	*	*	*	*	*	*	*	*	*	*	*
13:00	*	*	*	*	*	*	*	*	*	*	*	*	*	*	*	*	*
14:00	46	5	49	209	225	67	5	0	0	0	0	0	0	0	606	26-35	372
15:00	88	16	42	193	235	69	10	**1**	0	0	0	0	0	0	654	27-36	349
16:00	70	26	66	**274**	268	73	5	1	0	0	0	0	0	0	**783**	26-35	454
17:00	**123**	**36**	**76**	210	261	66	3	0	**1**	0	0	0	0	0	776	26-35	375
18:00	35	3	31	138	**277**	60	11	0	0	0	0	0	0	0	555	27-36	367
19:00	14	2	20	86	208	**86**	11	1	0	0	0	0	0	0	428	28-37	286
20:00	19	1	17	138	179	40	4	0	0	0	0	0	0	0	398	27-36	276
21:00	6	1	19	83	141	50	6	1	0	0	0	0	0	0	307	27-36	208
22:00	6	0	6	33	103	43	**15**	0	0	0	0	0	0	0	206	29-38	139
23:00	3	0	4	24	63	24	7	0	0	0	0	0	0	0	125	29-38	85
Total	410	90	330	1388	1960	578	77	4	1	0	0	0	0	0	4838		
Percent	8.5%	1.9%	6.8%	28.7%	40.5%	11.9%	1.6%	0.1%	0.0%	0.0%	0.0%	0.0%	0.0%	0.0%			
AM Peak															16:00		
Vol.															783		
PM Peak	17:00	17:00	17:00	16:00	18:00	19:00	22:00	15:00	17:00								
Vol.	123	36	76	274	277	86	15	1	1								

Pioneer Valley Planning Commission
60 Congress Street
Springfield, MA 01104
(413) 781-6045

Location : West Springfield
Operator : AB, MB
Counter # : 1843
Road Class : U5

Site Code: 9705
Station ID:
South Blvd
W/O Webster Ave
Latitude: 0' 0.0000 Undefined

WB

Start Time	1 15	16 20	21 25	26 30	31 35	36 40	41 45	46 50	51 55	56 60	61 65	66 70	71 75	76 999	Total	Pace Speed	Number in Pace
05/10/12	1	0	3	11	37	18	6	1	0	0	0	0	0	0	77	29-38	52
01:00	0	0	4	5	22	13	3	1	0	0	0	0	0	0	48	30-39	32
02:00	0	0	2	7	10	7	1	0	0	0	0	0	0	0	27	28-37	17
03:00	0	1	1	3	5	5	1	0	0	0	0	0	0	0	16	30-39	9
04:00	2	1	2	9	17	10	2	0	0	0	0	0	0	0	43	29-38	25
05:00	3	0	4	21	38	28	3	0	0	0	0	0	0	0	97	29-38	62
06:00	**45**	**10**	7	33	86	54	**11**	0	**1**	0	0	0	0	0	247	30-39	113
07:00	44	7	24	77	144	31	4	**2**	0	0	0	0	0	0	333	27-36	184
08:00	40	7	19	93	144	62	6	1	0	0	0	0	0	0	372	28-37	205
09:00	33	4	23	78	144	**77**	8	1	0	0	0	0	0	0	368	28-37	206
10:00	40	5	22	90	171	68	8	1	0	0	0	0	0	0	405	28-37	232
11:00	35	10	**34**	**130**	**191**	72	8	2	0	**1**	0	0	0	0	**483**	27-36	282
12 PM	37	1	24	127	227	67	7	2	0	0	0	0	0	0	492	27-36	312
13:00	52	5	48	115	190	84	9	**3**	0	0	0	0	0	0	506	28-37	269
14:00	59	17	41	181	226	71	7	2	0	0	0	0	0	0	604	27-36	342
15:00	59	8	38	156	255	69	7	0	0	0	0	0	0	0	592	27-36	351
16:00	**78**	14	44	**271**	282	**97**	8	0	0	0	0	0	0	0	**794**	26-35	463
17:00	77	**23**	**51**	220	**291**	55	4	1	0	0	0	0	0	0	722	26-35	420
18:00	32	8	44	136	244	91	12	0	0	0	0	0	0	0	567	28-37	344
19:00	21	0	17	100	206	75	**17**	2	0	**1**	0	0	0	0	439	28-37	285
20:00	21	1	21	132	182	58	6	0	0	1	0	0	0	0	422	27-36	278
21:00	6	1	14	96	123	41	4	1	**2**	0	0	0	0	0	288	27-36	198
22:00	4	0	2	30	99	47	9	1	0	0	0	0	0	0	192	29-38	137
23:00	3	0	4	28	68	37	9	0	0	0	0	0	0	0	149	29-38	100
Total	692	123	493	2149	3402	1237	160	21	3	3	0	0	0	0	8283		
Percent	8.4%	1.5%	6.0%	25.9%	41.1%	14.9%	1.9%	0.3%	0.0%	0.0%	0.0%	0.0%	0.0%	0.0%			
AM Peak	06:00	06:00	11:00	11:00	11:00	09:00	06:00	07:00	06:00	11:00					11:00		
Vol.	45	10	34	130	191	77	11	2	1	1					483		
PM Peak	16:00	17:00	17:00	16:00	17:00	16:00	19:00	13:00	21:00	19:00					16:00		
Vol.	78	23	51	271	291	97	17	3	2	1					794		

Pioneer Valley Planning Commission
60 Congress Street
Springfield, MA 01104
(413) 781-6045

Location : West Springfield
Operator : AB, MB
Counter # : 1843
Road Class : U5

Site Code: 9705
Station ID:
South Blvd
W/O Webster Ave
Latitude: 0' 0.0000 Undefined

WB

Start Time	1 15	16 20	21 25	26 30	31 35	36 40	41 45	46 50	51 55	56 60	61 65	66 70	71 75	76 999	Total	Pace Speed	Number in Pace
05/11/12	1	0	5	14	37	25	3	0	0	0	0	0	0	0	85	30-39	57
01:00	1	0	1	9	22	10	2	1	0	**1**	0	0	0	0	47	29-38	31
02:00	0	0	0	6	14	8	1	0	0	0	0	0	0	0	29	29-38	21
03:00	0	0	1	2	7	6	2	1	0	0	0	0	0	0	19	30-39	12
04:00	0	0	1	9	16	12	2	0	0	0	0	0	0	0	40	29-38	27
05:00	2	0	0	13	26	40	6	**2**	0	0	0	0	0	0	89	32-41	59
06:00	34	4	11	28	81	67	11	0	0	0	0	**1**	0	0	237	30-39	121
07:00	50	**7**	21	64	93	55	5	0	0	0	0	0	0	0	295	28-37	134
08:00	43	4	7	62	155	67	9	2	**1**	1	0	0	0	0	351	29-38	199
09:00	**59**	5	19	93	167	67	12	1	0	0	0	0	0	0	423	28-37	223
10:00	53	1	**25**	**156**	**190**	**72**	**13**	1	0	0	0	0	0	0	**511**	27-36	295
11:00	*	*	*	*	*	*	*	*	*	*	*	*	*	*	*	*	*
12 PM	*	*	*	*	*	*	*	*	*	*	*	*	*	*	*	*	*
13:00	*	*	*	*	*	*	*	*	*	*	*	*	*	*	*	*	*
14:00	*	*	*	*	*	*	*	*	*	*	*	*	*	*	*	*	*
15:00	*	*	*	*	*	*	*	*	*	*	*	*	*	*	*	*	*
16:00	*	*	*	*	*	*	*	*	*	*	*	*	*	*	*	*	*
17:00	*	*	*	*	*	*	*	*	*	*	*	*	*	*	*	*	*
18:00	*	*	*	*	*	*	*	*	*	*	*	*	*	*	*	*	*
19:00	*	*	*	*	*	*	*	*	*	*	*	*	*	*	*	*	*
20:00	*	*	*	*	*	*	*	*	*	*	*	*	*	*	*	*	*
21:00	*	*	*	*	*	*	*	*	*	*	*	*	*	*	*	*	*
22:00	*	*	*	*	*	*	*	*	*	*	*	*	*	*	*	*	*
23:00	*	*	*	*	*	*	*	*	*	*	*	*	*	*	*	*	*
Total	243	21	91	456	808	429	66	8	1	2	0	1	0	0	2126		
Percent	11.4%	1.0%	4.3%	21.4%	38.0%	20.2%	3.1%	0.4%	0.0%	0.1%	0.0%	0.0%	0.0%	0.0%			
AM Peak	09:00	07:00	10:00	10:00	10:00	10:00	10:00	05:00	08:00	01:00		06:00			10:00		
Vol.	59	7	25	156	190	72	13	2	1	1		1			511		
PM Peak Vol.																	
Total	1345	234	914	3993	6170	2244	303	33	5	5	0	1	0	0	15247		
Percent	8.8%	1.5%	6.0%	26.2%	40.5%	14.7%	2.0%	0.2%	0.0%	0.0%	0.0%	0.0%	0.0%	0.0%			

15th Percentile :	14 MPH
50th Percentile :	30 MPH
85th Percentile :	35 MPH
95th Percentile :	39 MPH

Stats

10 MPH Pace Speed :	27-36 MPH
Number in Pace :	8841
Percent in Pace :	58.0%
Number of Vehicles > 55 MPH :	6
Percent of Vehicles > 55 MPH :	0.0%
Mean Speed(Average) :	28 MPH

Pioneer Valley Planning Commission
60 Congress Street
Springfield, MA 01104
(413) 781-6045

Location : West Springfield
Operator : AB, MB
Counter # : 1843
Road Class : U5

Site Code: 9705
Station ID:
South Blvd
W/O Webster Ave
Latitude: 0' 0.0000 Undefined

EB

Start Time	1 15	16 20	21 25	26 30	31 35	36 40	41 45	46 50	51 55	56 60	61 65	66 70	71 75	76 999	Total	Pace Speed	Number in Pace
05/09/12	*	*	*	*	*	*	*	*	*	*	*	*	*	*	*	*	*
01:00	*	*	*	*	*	*	*	*	*	*	*	*	*	*	*	*	*
02:00	*	*	*	*	*	*	*	*	*	*	*	*	*	*	*	*	*
03:00	*	*	*	*	*	*	*	*	*	*	*	*	*	*	*	*	*
04:00	*	*	*	*	*	*	*	*	*	*	*	*	*	*	*	*	*
05:00	*	*	*	*	*	*	*	*	*	*	*	*	*	*	*	*	*
06:00	*	*	*	*	*	*	*	*	*	*	*	*	*	*	*	*	*
07:00	*	*	*	*	*	*	*	*	*	*	*	*	*	*	*	*	*
08:00	*	*	*	*	*	*	*	*	*	*	*	*	*	*	*	*	*
09:00	*	*	*	*	*	*	*	*	*	*	*	*	*	*	*	*	*
10:00	*	*	*	*	*	*	*	*	*	*	*	*	*	*	*	*	*
11:00	*	*	*	*	*	*	*	*	*	*	*	*	*	*	*	*	*
12 PM	*	*	*	*	*	*	*	*	*	*	*	*	*	*	*	*	*
13:00	58	0	**10**	**80**	**304**	194	26	1	**1**	0	0	0	0	0	**674**	30-39	430
14:00	59	1	8	77	297	196	19	2	1	0	0	0	0	0	660	30-39	**423**
15:00	58	**3**	4	65	226	177	**27**	**5**	0	0	0	0	0	0	565	30-39	339
16:00	**71**	0	3	49	254	193	15	1	0	0	0	0	0	0	586	30-39	367
17:00	42	0	5	41	262	**201**	25	1	1	0	0	0	0	0	578	31-40	393
18:00	15	0	1	38	190	154	14	0	0	0	0	0	0	0	412	31-40	300
19:00	10	0	2	37	149	104	20	1	0	0	0	0	0	0	323	30-39	226
20:00	4	0	0	15	90	97	23	2	0	0	0	0	0	0	231	31-40	167
21:00	5	0	2	21	61	59	19	1	0	**1**	0	0	0	0	170	31-40	108
22:00	1	0	2	14	48	49	18	3	0	0	0	0	0	0	135	31-40	89
23:00	323	4	37	437	1881	1424	206	17	3	1	0	1	0	0	4334		
Total	7.5%	0.1%	0.9%	10.1%	43.4%	32.9%	4.8%	0.4%	0.1%	0.0%	0.0%	0.0%	0.0%	0.0%			
Percent																	
AM Peak	17:00	16:00	14:00	14:00	14:00	18:00	16:00	16:00	14:00	22:00		22:00			14:00		
Vol.	71	3	10	80	304	201	27	5	1	1		1			674		
PM Peak																	
Vol.																	

Pioneer Valley Planning Commission
60 Congress Street
Springfield, MA 01104
(413) 781-6045

Location : West Springfield
Operator : AB, MB
Counter # : 1843
Road Class : U5

Site Code: 9705
Station ID:
South Blvd
W/O Webster Ave
Latitude: 0' 0.0000 Undefined

EB Start Time	1 15	16 20	21 25	26 30	31 35	36 40	41 45	46 50	51 55	56 60	61 65	66 70	71 75	76 999	Total	Pace Speed	Number in Pace
05/10/12	0	0	1	7	24	15	4	1	0	0	0	0	0	0	52	30-39	36
01:00	0	0	0	3	16	10	3	0	0	0	0	0	0	0	32	30-39	24
02:00	0	0	0	3	13	11	5	0	0	0	0	0	0	0	32	31-40	22
03:00	0	0	0	3	12	13	2	1	0	0	0	0	0	0	31	31-40	23
04:00	1	0	4	6	33	34	9	0	0	0	0	0	0	0	87	31-40	60
05:00	1	0	3	17	109	95	15	**4**	0	0	0	0	0	0	244	31-40	183
06:00	23	3	8	44	307	186	14	2	0	0	0	0	0	0	587	30-39	433
07:00	**36**	1	13	118	502	187	6	1	**2**	0	0	0	0	0	866	29-38	640
08:00	36	**10**	**32**	**119**	**535**	168	9	0	0	0	0	0	0	0	**909**	29-38	659
09:00	30	7	27	70	332	155	16	0	1	0	**1**	0	0	0	639	30-39	435
10:00	28	0	25	79	243	168	20	2	0	0	0	0	0	0	565	30-39	366
11:00	29	2	11	51	260	**194**	**22**	1	1	0	0	0	0	0	571	30-39	393
12 PM	35	1	14	70	322	204	28	1	0	0	0	0	0	0	675	30-39	463
13:00	39	0	4	77	300	182	13	0	**1**	**1**	0	0	0	0	617	30-39	424
14:00	41	**4**	**22**	**94**	321	170	13	1	0	0	0	0	0	0	666	29-38	438
15:00	61	0	1	83	327	**208**	28	0	0	0	0	0	0	0	**708**	30-39	461
16:00	**71**	0	5	76	**345**	161	21	2	0	1	0	0	0	0	682	30-39	436
17:00	64	4	6	62	304	169	17	2	1	0	0	0	0	0	629	30-39	402
18:00	26	0	3	66	243	182	17	**3**	0	0	0	0	0	0	540	30-39	374
19:00	26	1	1	46	157	174	**33**	1	1	0	0	0	0	0	440	31-40	287
20:00	20	0	0	37	149	136	18	3	0	0	0	0	0	0	363	31-40	247
21:00	8	1	0	27	100	85	10	3	1	0	0	0	0	0	235	30-39	163
22:00	3	0	2	8	67	61	22	3	0	0	0	0	0	0	166	31-40	115
23:00	3	0	0	9	50	52	16	2	1	0	0	0	0	0	133	31-40	91
Total	581	34	182	1175	5071	3020	361	33	9	2	1	0	0	0	10469		
Percent	5.5%	0.3%	1.7%	11.2%	48.4%	28.8%	3.4%	0.3%	0.1%	0.0%	0.0%	0.0%	0.0%	0.0%			
AM Peak	07:00	08:00	08:00	08:00	08:00	11:00	11:00	05:00	07:00		09:00				08:00		
Vol.	36	10	32	119	535	194	22	4	2		1				909		
PM Peak	16:00	14:00	14:00	14:00	16:00	15:00	19:00	18:00	13:00	13:00					15:00		
Vol.	71	4	22	94	345	208	33	3	1	1					708		

Pioneer Valley Planning Commission
60 Congress Street
Springfield, MA 01104
(413) 781-6045

Location : West Springfield
Operator : AB, MB
Counter # : 1843
Road Class : U5

Site Code: 9705
Station ID:
South Blvd
W/O Webster Ave
Latitude: 0' 0.0000 Undefined

EB Start Time	1 15	16 20	21 25	26 30	31 35	36 40	41 45	46 50	51 55	56 60	61 65	66 70	71 75	76 999	Total	Pace Speed	Number in Pace
05/11/12	0	1	1	4	22	17	8	3	0	0	0	0	0	0	56	31-40	35
01:00	0	0	0	5	16	10	9	**4**	**1**	0	0	0	0	0	45	30-39	25
02:00	0	0	2	3	14	14	7	2	0	**1**	0	0	0	0	43	31-40	26
03:00	0	0	1	1	12	11	4	1	0	0	0	0	0	0	30	31-40	21
04:00	0	0	1	4	27	32	21	3	0	0	0	0	0	0	88	33-42	57
05:00	1	0	1	16	69	113	29	3	0	0	0	0	0	0	232	32-41	168
06:00	29	0	2	31	246	245	**50**	2	1	0	0	0	0	0	606	31-40	426
07:00	**55**	**5**	10	**96**	**461**	291	22	2	1	0	0	0	0	0	**943**	30-39	655
08:00	48	0	7	52	409	**319**	28	0	1	1	0	0	0	0	865	31-40	623
09:00	36	0	3	74	312	218	18	4	0	0	0	0	0	0	665	30-39	464
10:00	53	0	**11**	73	321	185	22	3	0	0	0	0	0	0	668	30-39	439
11:00	*	*	*	*	*	*	*	*	*	*	*	*	*	*	*	*	*
12 PM	*	*	*	*	*	*	*	*	*	*	*	*	*	*	*	*	*
13:00	*	*	*	*	*	*	*	*	*	*	*	*	*	*	*	*	*
14:00	*	*	*	*	*	*	*	*	*	*	*	*	*	*	*	*	*
15:00	*	*	*	*	*	*	*	*	*	*	*	*	*	*	*	*	*
16:00	*	*	*	*	*	*	*	*	*	*	*	*	*	*	*	*	*
17:00	*	*	*	*	*	*	*	*	*	*	*	*	*	*	*	*	*
18:00	*	*	*	*	*	*	*	*	*	*	*	*	*	*	*	*	*
19:00	*	*	*	*	*	*	*	*	*	*	*	*	*	*	*	*	*
20:00	*	*	*	*	*	*	*	*	*	*	*	*	*	*	*	*	*
21:00	*	*	*	*	*	*	*	*	*	*	*	*	*	*	*	*	*
22:00	*	*	*	*	*	*	*	*	*	*	*	*	*	*	*	*	*
23:00	*	*	*	*	*	*	*	*	*	*	*	*	*	*	*	*	*
Total	222	6	39	359	1909	1455	218	27	4	2	0	0	0	0	4241		
Percent	5.2%	0.1%	0.9%	8.5%	45.0%	34.3%	5.1%	0.6%	0.1%	0.0%	0.0%	0.0%	0.0%	0.0%			
AM Peak	07:00	07:00	10:00	07:00	07:00	08:00	06:00	01:00	01:00	02:00					07:00		
Vol.	55	5	11	96	461	319	50	4	1	1					943		
PM Peak Vol.																	
Total	1126	44	258	1971	8861	5899	785	77	16	5	1	1	0	0	19044		
Percent	5.9%	0.2%	1.4%	10.3%	46.5%	31.0%	4.1%	0.4%	0.1%	0.0%	0.0%	0.0%	0.0%	0.0%			

15th Percentile : 26 MPH
50th Percentile : 33 MPH
85th Percentile : 38 MPH
95th Percentile : 40 MPH

Stats

10 MPH Pace Speed : 30-39 MPH
Number in Pace : 12871
Percent in Pace : 67.6%
Number of Vehicles > 55 MPH : 7
Percent of Vehicles > 55 MPH : 0.0%
Mean Speed(Average) : 32 MPH

Pioneer Valley Planning Commission
60 Congress Street
Springfield, MA 01104
(413) 781-6045

Location : West Springfield
Operator : AB, MB
Counter # : 1477(EB), 1635(WB)
Road Class : U5

Site Code: 9706
Station ID:
Park Ave
W/O Kelso Ave
Latitude: 0' 0.0000 Undefined

EB

Start Time	1 15	16 20	21 25	26 30	31 35	36 40	41 45	46 50	51 55	56 60	61 65	66 70	71 75	76 999	Total	Pace Speed	Number in Pace
06/26/12	*	*	*	*	*	*	*	*	*	*	*	*	*	*	*	*	*
01:00	*	*	*	*	*	*	*	*	*	*	*	*	*	*	*	*	*
02:00	*	*	*	*	*	*	*	*	*	*	*	*	*	*	*	*	*
03:00	*	*	*	*	*	*	*	*	*	*	*	*	*	*	*	*	*
04:00	*	*	*	*	*	*	*	*	*	*	*	*	*	*	*	*	*
05:00	*	*	*	*	*	*	*	*	*	*	*	*	*	*	*	*	*
06:00	*	*	*	*	*	*	*	*	*	*	*	*	*	*	*	*	*
07:00	*	*	*	*	*	*	*	*	*	*	*	*	*	*	*	*	*
08:00	*	*	*	*	*	*	*	*	*	*	*	*	*	*	*	*	*
09:00	*	*	*	*	*	*	*	*	*	*	*	*	*	*	*	*	*
10:00	*	*	*	*	*	*	*	*	*	*	*	*	*	*	*	*	*
11:00	**44**	**32**	**140**	**361**	**278**	**31**	**2**	**1**	0	0	0	0	0	0	**889**	25-34	560
12 PM	49	30	135	369	272	36	3	0	0	0	0	0	0	0	894	25-34	561
13:00	51	**35**	102	358	309	30	4	0	**1**	0	0	0	0	0	890	25-34	567
14:00	43	22	132	**402**	273	35	2	0	0	0	0	0	0	0	**909**	25-34	597
15:00	**72**	32	**144**	390	220	33	2	0	0	0	0	0	0	0	893	24-33	535
16:00	27	5	62	357	**320**	45	4	0	0	0	0	0	0	0	820	26-35	591
17:00	**42**	17	73	299	300	66	4	1	1	0	0	0	0	0	803	26-35	517
18:00	22	8	20	198	295	56	**9**	**2**	0	0	0	0	0	0	610	27-36	433
19:00	28	7	11	125	213	**74**	8	1	0	0	0	0	0	0	467	27-36	301
20:00	15	4	14	128	163	59	4	0	1	0	0	0	0	0	388	27-36	259
21:00	10	2	2	88	162	60	5	0	0	0	0	0	0	0	329	28-37	232
22:00	4	0	3	55	107	40	8	0	0	0	0	0	0	0	217	28-37	154
23:00	5	1	3	26	75	38	9	1	0	0	0	0	0	0	158	29-38	105
Total	412	195	841	3156	2987	603	64	6	3	0	0	0	0	0	8267		
Percent	5.0%	2.4%	10.2%	38.2%	36.1%	7.3%	0.8%	0.1%	0.0%	0.0%	0.0%	0.0%	0.0%	0.0%			
AM Peak	11:00	11:00	11:00	11:00	11:00	11:00	11:00	11:00							11:00		
Vol.	44	32	140	361	278	31	2	1							889		
PM Peak	15:00	13:00	15:00	14:00	16:00	19:00	18:00	18:00	13:00						14:00		
Vol.	72	35	144	402	320	74	9	2	1						909		

Pioneer Valley Planning Commission
60 Congress Street
Springfield, MA 01104
(413) 781-6045

Location : West Springfield
Operator : AB, MB
Counter # : 1477(EB), 1635(WB)
Road Class : U5

Site Code: 9706
Station ID:
Park Ave
W/O Kelso Ave
Latitude: 0' 0.0000 Undefined

EB

Start Time	1 15	16 20	21 25	26 30	31 35	36 40	41 45	46 50	51 55	56 60	61 65	66 70	71 75	76 999	Total	Pace Speed	Number in Pace
06/27/12	2	0	2	19	32	19	2	0	**1**	0	0	0	0	0	77	28-37	50
01:00	0	0	1	13	17	9	3	0	0	0	0	0	0	0	43	28-37	28
02:00	0	1	0	7	10	12	1	0	0	0	0	0	0	0	31	30-39	20
03:00	0	0	1	7	20	7	3	0	0	0	0	0	0	0	38	29-38	27
04:00	2	3	1	11	36	37	3	0	0	0	0	0	0	0	93	31-40	64
05:00	7	1	2	58	127	58	5	0	0	0	0	0	0	0	258	28-37	181
06:00	25	5	34	142	319	**95**	9	**1**	1	0	0	0	0	0	631	28-37	427
07:00	**74**	**37**	95	365	**368**	92	**12**	0	1	0	0	0	0	0	1044	26-35	621
08:00	67	19	**129**	**442**	358	58	2	0	0	0	0	0	0	0	**1075**	25-34	689
09:00	65	15	92	407	317	45	1	0	0	0	0	0	0	0	942	25-34	617
10:00	43	17	113	373	282	35	2	0	0	0	0	0	0	0	865	25-34	573
11:00	64	26	120	339	279	36	6	0	0	0	0	0	0	0	870	25-34	529
12 PM	**66**	22	**152**	**401**	253	43	1	1	0	0	0	0	0	0	**939**	25-34	576
13:00	53	**32**	121	380	280	47	1	0	0	0	0	0	0	0	914	25-34	572
14:00	57	7	123	356	296	38	6	0	0	0	0	0	0	0	883	25-34	566
15:00	50	12	112	367	308	55	3	0	0	0	0	0	0	0	907	25-34	586
16:00	48	18	100	353	302	45	6	0	0	0	0	0	0	0	872	25-34	564
17:00	40	10	45	312	307	**70**	1	1	0	0	0	0	0	0	786	26-35	533
18:00	29	8	21	199	**320**	68	9	0	1	0	0	0	0	0	655	27-36	457
19:00	**24**	0	14	147	243	52	6	1	0	0	0	0	0	0	487	27-36	344
20:00	19	3	10	157	199	33	5	**4**	0	0	0	0	0	0	430	26-35	307
21:00	17	5	6	95	182	47	**11**	1	**2**	0	0	0	0	0	366	27-36	248
22:00	6	1	4	43	118	48	5	0	0	0	0	0	0	0	225	29-38	160
23:00	5	3	2	28	88	46	6	0	0	0	0	0	0	0	178	29-38	123
Total	763	245	1300	5021	5061	1095	109	9	6	0	0	0	0	0	13609		
Percent	5.6%	1.8%	9.6%	36.9%	37.2%	8.0%	0.8%	0.1%	0.0%	0.0%	0.0%	0.0%	0.0%	0.0%			
AM Peak	07:00	07:00	08:00	08:00	07:00	06:00	07:00	06:00	00:00						08:00		
Vol.	74	37	129	442	368	95	12	1	1						1075		
PM Peak	12:00	13:00	12:00	12:00	18:00	17:00	21:00	20:00	21:00						12:00		
Vol.	66	32	152	401	320	70	11	4	2						939		

Pioneer Valley Planning Commission
60 Congress Street
Springfield, MA 01104
(413) 781-6045

Location : West Springfield
Operator : AB, MB
Counter # : 1477(EB), 1635(WB)
Road Class : U5

Site Code: 9706
Station ID:
Park Ave
W/O Kelso Ave
Latitude: 0' 0.0000 Undefined

EB

Start Time	1 15	16 20	21 25	26 30	31 35	36 40	41 45	46 50	51 55	56 60	61 65	66 70	71 75	76 999	Total	Pace Speed	Number in Pace
06/28/12	1	0	3	20	35	15	4	**2**	0	0	0	0	0	0	80	28-37	52
01:00	1	0	1	7	21	12	1	1	0	0	0	0	0	0	44	30-39	30
02:00	3	1	0	9	17	6	1	0	0	0	0	0	0	0	37	27-36	23
03:00	1	0	0	9	21	10	3	0	0	0	0	0	0	0	44	29-38	30
04:00	5	1	3	9	36	22	2	0	0	0	0	0	0	0	78	30-39	51
05:00	8	3	8	45	160	54	**11**	0	**1**	0	0	0	0	0	290	29-38	205
06:00	33	2	15	198	293	98	7	0	0	0	0	0	0	0	646	27-36	437
07:00	58	11	43	356	**409**	**99**	9	2	0	0	0	0	0	0	987	26-35	656
08:00	**74**	**48**	**138**	**410**	362	51	2	0	0	0	0	0	0	0	**1085**	25-34	654
09:00	73	15	120	350	323	54	4	0	0	0	0	0	0	0	939	26-35	573
10:00	*	*	*	*	*	*	*	*	*	*	*	*	*	*	*	*	*
11:00	*	*	*	*	*	*	*	*	*	*	*	*	*	*	*	*	*
12 PM	*	*	*	*	*	*	*	*	*	*	*	*	*	*	*	*	*
13:00	*	*	*	*	*	*	*	*	*	*	*	*	*	*	*	*	*
14:00	*	*	*	*	*	*	*	*	*	*	*	*	*	*	*	*	*
15:00	*	*	*	*	*	*	*	*	*	*	*	*	*	*	*	*	*
16:00	*	*	*	*	*	*	*	*	*	*	*	*	*	*	*	*	*
17:00	*	*	*	*	*	*	*	*	*	*	*	*	*	*	*	*	*
18:00	*	*	*	*	*	*	*	*	*	*	*	*	*	*	*	*	*
19:00	*	*	*	*	*	*	*	*	*	*	*	*	*	*	*	*	*
20:00	*	*	*	*	*	*	*	*	*	*	*	*	*	*	*	*	*
21:00	*	*	*	*	*	*	*	*	*	*	*	*	*	*	*	*	*
22:00	*	*	*	*	*	*	*	*	*	*	*	*	*	*	*	*	*
23:00	*	*	*	*	*	*	*	*	*	*	*	*	*	*	*	*	*
Total	257	81	331	1413	1677	421	44	5	1	0	0	0	0	0	4230		
Percent	6.1%	1.9%	7.8%	33.4%	39.6%	10.0%	1.0%	0.1%	0.0%	0.0%	0.0%	0.0%	0.0%	0.0%			
AM Peak	08:00	08:00	08:00	08:00	07:00	07:00	05:00	00:00	05:00						08:00		
Vol.	74	48	138	410	409	99	11	2	1						1085		
PM Peak Vol.																	
Total	1432	521	2472	9590	9725	2119	217	20	10	0	0	0	0	0	26106		
Percent	5.5%	2.0%	9.5%	36.7%	37.3%	8.1%	0.8%	0.1%	0.0%	0.0%	0.0%	0.0%	0.0%	0.0%			

15th Percentile :	21 MPH
50th Percentile :	29 MPH
85th Percentile :	34 MPH
95th Percentile :	37 MPH

Stats

10 MPH Pace Speed :	26-35 MPH
Number in Pace :	16651
Percent in Pace :	63.8%
Number of Vehicles > 55 MPH :	0
Percent of Vehicles > 55 MPH :	0.0%
Mean Speed(Average) :	28 MPH

Pioneer Valley Planning Commission
60 Congress Street
Springfield, MA 01104
(413) 781-6045

Location : West Springfield
Operator : AB, MB
Counter # : 1477(EB), 1635(WB)
Road Class : U5

Site Code: 9706
Station ID:
Park Ave
W/O Kelso Ave
Latitude: 0' 0.0000 Undefined

WB

Start Time	1 15	16 20	21 25	26 30	31 35	36 40	41 45	46 50	51 55	56 60	61 65	66 70	71 75	76 999	Total	Pace Speed	Number in Pace
06/26/12	*	*	*	*	*	*	*	*	*	*	*	*	*	*	*	*	*
01:00	*	*	*	*	*	*	*	*	*	*	*	*	*	*	*	*	*
02:00	*	*	*	*	*	*	*	*	*	*	*	*	*	*	*	*	*
03:00	*	*	*	*	*	*	*	*	*	*	*	*	*	*	*	*	*
04:00	*	*	*	*	*	*	*	*	*	*	*	*	*	*	*	*	*
05:00	*	*	*	*	*	*	*	*	*	*	*	*	*	*	*	*	*
06:00	*	*	*	*	*	*	*	*	*	*	*	*	*	*	*	*	*
07:00	*	*	*	*	*	*	*	*	*	*	*	*	*	*	*	*	*
08:00	*	*	*	*	*	*	*	*	*	*	*	*	*	*	*	*	*
09:00	*	*	*	*	*	*	*	*	*	*	*	*	*	*	*	*	*
10:00	*	*	*	*	*	*	*	*	*	*	*	*	*	*	*	*	*
11:00	**39**	**28**	**98**	**229**	**267**	**85**	**9**	**1**	0	0	0	0	0	0	**756**	26-35	433
12 PM	88	46	150	**305**	201	46	7	0	0	0	0	0	0	0	843	24-33	437
13:00	37	30	121	255	259	73	8	0	0	0	0	0	0	0	783	26-35	450
14:00	96	65	100	235	239	71	13	2	0	0	0	0	0	0	821	26-35	386
15:00	159	99	193	253	146	38	5	0	0	0	0	0	0	0	893	22-31	358
16:00	154	**135**	**238**	285	147	25	3	0	0	0	0	0	0	0	**987**	22-31	415
17:00	**184**	107	175	222	168	44	**4**	1	0	0	0	0	0	0	905	23-32	323
18:00	16	7	53	201	**267**	98	**30**	2	**2**	0	0	0	0	0	676	27-36	424
19:00	10	3	28	128	220	**115**	21	**6**	0	0	0	0	0	0	531	28-37	337
20:00	11	6	25	108	177	85	16	5	0	0	0	0	0	0	433	28-37	268
21:00	5	**5**	25	87	147	81	13	1	0	**1**	0	0	0	0	365	28-37	228
22:00	5	2	19	48	118	55	10	4	0	0	0	0	0	0	261	29-38	167
23:00	1	3	4	25	56	61	14	3	0	0	0	0	0	0	167	31-40	106
Total	805	536	1229	2381	2412	877	153	25	2	1	0	0	0	0	8421		
Percent	9.6%	6.4%	14.6%	28.3%	28.6%	10.4%	1.8%	0.3%	0.0%	0.0%	0.0%	0.0%	0.0%	0.0%			
AM Peak	11:00	11:00	11:00	11:00	11:00	11:00	11:00	11:00							11:00		
Vol.	39	28	98	229	267	85	9	1							756		
PM Peak	17:00	16:00	16:00	12:00	18:00	19:00	18:00	19:00	18:00	21:00					16:00		
Vol.	184	135	238	305	267	115	30	6	2	1					987		

Pioneer Valley Planning Commission
60 Congress Street
Springfield, MA 01104
(413) 781-6045

Location : West Springfield
Operator : AB, MB
Counter # : 1477(EB), 1635(WB)
Road Class : U5

Site Code: 9706
Station ID:
Park Ave
W/O Kelso Ave
Latitude: 0' 0.0000 Undefined

WB																	
Start	1	16	21	26	31	36	41	46	51	56	61	66	71	76		Pace	Number
Time	15	20	25	30	35	40	45	50	55	60	65	70	75	999	Total	Speed	in Pace
06/27/12	2	1	3	10	34	31	9	0	0	0	0	0	0	0	90	31-40	58
01:00	0	0	1	4	22	12	6	1	**1**	0	0	0	0	0	47	31-40	31
02:00	0	0	1	6	16	10	2	0	0	0	0	0	0	0	35	30-39	24
03:00	0	1	1	2	12	15	4	0	0	0	0	0	0	0	35	32-41	24
04:00	0	0	1	4	14	34	12	0	0	0	0	0	0	0	65	33-42	47
05:00	4	0	6	17	69	42	16	2	0	0	0	0	0	0	156	30-39	101
06:00	13	4	12	60	102	82	22	2	0	0	0	0	0	0	297	30-39	168
07:00	28	12	49	125	206	**115**	19	3	0	0	**1**	0	0	0	558	28-37	311
08:00	18	12	43	175	**276**	91	**24**	**5**	1	0	0	0	0	0	645	27-36	409
09:00	29	19	80	250	268	81	8	3	0	0	0	0	0	0	738	26-35	455
10:00	44	25	99	247	252	93	11	3	1	0	0	0	0	0	775	26-35	435
11:00	**89**	**67**	**178**	**323**	235	**42**	9	1	1	0	0	0	0	0	**945**	24-33	482
12 PM	135	98	137	297	185	45	8	0	0	0	0	0	0	0	905	24-33	394
13:00	54	46	147	293	220	80	6	1	0	0	0	0	0	0	847	25-34	452
14:00	116	58	176	285	226	58	3	0	1	0	0	0	0	0	923	24-33	434
15:00	113	81	147	281	206	58	4	2	0	0	0	0	0	0	892	25-34	405
16:00	**241**	**131**	**200**	234	118	19	4	1	0	0	0	0	0	0	**948**	21-30	324
17:00	106	78	147	**305**	225	66	9	3	2	0	0	0	**0**	0	941	25-34	443
18:00	17	3	61	180	**254**	97	**26**	**4**	0	0	0	0	0	0	642	27-36	397
19:00	12	4	39	117	227	**101**	22	4	1	0	0	0	0	0	527	28-37	330
20:00	11	5	30	145	192	76	16	2	0	0	0	0	0	0	477	27-36	307
21:00	7	5	31	131	159	74	13	1	0	0	0	0	0	0	421	27-36	266
22:00	5	3	22	63	117	44	24	2	0	0	0	0	0	0	280	28-37	169
23:00	0	4	8	37	85	64	10	**4**	**3**	0	0	0	0	0	215	30-39	138
Total	1044	657	1619	3591	3720	1430	287	44	11	0	1	0	0	0	12404		
Percent	8.4%	5.3%	13.1%	29.0%	30.0%	11.5%	2.3%	0.4%	0.1%	0.0%	0.0%	0.0%	0.0%	0.0%			
AM Peak	11:00	11:00	11:00	11:00	08:00	07:00	08:00	08:00	01:00		07:00				11:00		
Vol.	89	67	178	323	276	115	24	5	1		1				945		
PM Peak	16:00	16:00	16:00	17:00	18:00	19:00	18:00	18:00	23:00						16:00		
Vol.	241	131	200	305	254	101	26	4	3						948		

Pioneer Valley Planning Commission
60 Congress Street
Springfield, MA 01104
(413) 781-6045

Location : West Springfield
Operator : AB, MB
Counter # : 1477(EB), 1635(WB)
Road Class : U5

Site Code: 9706
Station ID:
Park Ave
W/O Kelso Ave
Latitude: 0' 0.0000 Undefined

WB Start Time	1 15	16 20	21 25	26 30	31 35	36 40	41 45	46 50	51 55	56 60	61 65	66 70	71 75	76 999	Total	Pace Speed	Number in Pace
06/28/12	1	0	2	15	41	30	11	0	**2**	0	0	0	0	0	102	30-39	66
01:00	0	0	0	7	22	11	6	1	0	0	0	**1**	0	0	48	30-39	31
02:00	0	0	2	11	15	8	2	1	0	0	0	0	0	0	39	27-36	25
03:00	0	0	0	5	16	13	2	0	0	0	0	0	0	0	36	30-39	27
04:00	1	1	3	4	22	28	9	1	0	0	0	0	0	0	69	32-41	45
05:00	3	0	3	16	70	53	20	**4**	0	0	0	0	0	0	169	30-39	111
06:00	5	0	5	76	130	**105**	24	1	1	0	0	0	0	0	347	30-39	221
07:00	12	4	28	119	192	99	**25**	1	1	**1**	0	0	0	0	482	28-37	296
08:00	23	**10**	37	171	**231**	91	20	3	0	0	0	0	0	0	586	27-36	361
09:00	**31**	8	**58**	**214**	217	90	10	3	1	0	0	0	0	0	**632**	26-35	380
10:00	*	*	*	*	*	*	*	*	*	*	*	*	*	*	*	*	*
11:00	*	*	*	*	*	*	*	*	*	*	*	*	*	*	*	*	*
12 PM	*	*	*	*	*	*	*	*	*	*	*	*	*	*	*	*	*
13:00	*	*	*	*	*	*	*	*	*	*	*	*	*	*	*	*	*
14:00	*	*	*	*	*	*	*	*	*	*	*	*	*	*	*	*	*
15:00	*	*	*	*	*	*	*	*	*	*	*	*	*	*	*	*	*
16:00	*	*	*	*	*	*	*	*	*	*	*	*	*	*	*	*	*
17:00	*	*	*	*	*	*	*	*	*	*	*	*	*	*	*	*	*
18:00	*	*	*	*	*	*	*	*	*	*	*	*	*	*	*	*	*
19:00	*	*	*	*	*	*	*	*	*	*	*	*	*	*	*	*	*
20:00	*	*	*	*	*	*	*	*	*	*	*	*	*	*	*	*	*
21:00	*	*	*	*	*	*	*	*	*	*	*	*	*	*	*	*	*
22:00	*	*	*	*	*	*	*	*	*	*	*	*	*	*	*	*	*
23:00	*	*	*	*	*	*	*	*	*	*	*	*	*	*	*	*	*
Total	76	23	138	638	956	528	129	15	5	1	0	1	0	0	2510		
Percent	3.0%	0.9%	5.5%	25.4%	38.1%	21.0%	5.1%	0.6%	0.2%	0.0%	0.0%	0.0%	0.0%	0.0%			
AM Peak	09:00	08:00	09:00	09:00	08:00	06:00	07:00	05:00	00:00	07:00		01:00			09:00		
Vol.	31	10	58	214	231	105	25	4	2	1		1			632		
PM Peak																	
Vol.																	
Total	1925	1216	2986	6610	7088	2835	569	84	18	2	1	1	0	0	23335		
Percent	8.2%	5.2%	12.8%	28.3%	30.4%	12.1%	2.4%	0.4%	0.1%	0.0%	0.0%	0.0%	0.0%	0.0%			

15th Percentile :	14 MPH
50th Percentile :	28 MPH
85th Percentile :	35 MPH
95th Percentile :	39 MPH

Stats

10 MPH Pace Speed :	26-35 MPH
Number in Pace :	11678
Percent in Pace :	50.0%
Number of Vehicles > 55 MPH :	4
Percent of Vehicles > 55 MPH :	0.0%
Mean Speed(Average) :	27 MPH

Pioneer Valley Planning Commission
60 Congress Street
Springfield, MA 01104
(413) 781-6045

Location :West Springfield
Operator :AB, MB
Counter # :1456
Road Class :U3

Site Code: 9707
Station ID:
Park Ave
W/O Park Ave Ct
Latitude: 0' 0.0000 Undefined

EB

Start Time	1 15	16 20	21 25	26 30	31 35	36 40	41 45	46 50	51 55	56 60	61 65	66 70	71 75	76 999	Total	Pace Speed	Number in Pace
06/19/12	*	*	*	*	*	*	*	*	*	*	*	*	*	*	*	*	*
01:00	*	*	*	*	*	*	*	*	*	*	*	*	*	*	*	*	*
02:00	*	*	*	*	*	*	*	*	*	*	*	*	*	*	*	*	*
03:00	*	*	*	*	*	*	*	*	*	*	*	*	*	*	*	*	*
04:00	*	*	*	*	*	*	*	*	*	*	*	*	*	*	*	*	*
05:00	*	*	*	*	*	*	*	*	*	*	*	*	*	*	*	*	*
06:00	*	*	*	*	*	*	*	*	*	*	*	*	*	*	*	*	*
07:00	*	*	*	*	*	*	*	*	*	*	*	*	*	*	*	*	*
08:00	*	*	*	*	*	*	*	*	*	*	*	*	*	*	*	*	*
09:00	*	*	*	*	*	*	*	*	*	*	*	*	*	*	*	*	*
10:00	*	*	*	*	*	*	*	*	*	*	*	*	*	*	*	*	*
11:00	*	*	*	*	*	*	*	*	*	*	*	*	*	*	*	*	*
12 PM	114	55	193	336	216	73	15	2	**1**	**1**	0	0	0	0	1006	24-33	486
13:00	105	63	157	312	270	98	16	1	0	0	0	0	0	0	1022	25-34	491
14:00	120	74	161	288	242	76	20	**6**	0	0	0	0	0	0	987	25-34	442
15:00	143	83	165	**376**	281	83	13	1	1	0	0	0	0	0	**1146**	25-34	544
16:00	**169**	**89**	**203**	294	230	69	10	0	0	0	0	0	0	0	1064	24-33	439
17:00	96	39	115	328	**286**	**108**	17	4	1	0	0	0	0	0	994	26-35	517
18:00	35	20	50	196	280	97	17	0	0	0	0	0	0	0	695	27-36	420
19:00	34	9	32	169	204	107	**24**	4	0	0	0	0	0	0	583	27-36	333
20:00	35	6	31	142	207	75	15	2	0	0	0	0	0	0	513	27-36	307
21:00	31	8	34	103	139	55	17	3	0	0	0	0	0	0	390	27-36	211
22:00	9	3	35	76	97	36	11	0	0	0	0	0	0	0	267	26-35	156
23:00	3	4	4	45	72	33	6	1	0	0	0	0	0	0	168	28-37	109
Total	894	453	1180	2665	2524	910	181	24	3	1	0	0	0	0	8835		
Percent	10.1%	5.1%	13.4%	30.2%	28.6%	10.3%	2.0%	0.3%	0.0%	0.0%	0.0%	0.0%	0.0%	0.0%			
AM Peak Vol.																	
PM Peak Vol.	16:00 169	16:00 89	16:00 203	15:00 376	17:00 286	17:00 108	19:00 24	14:00 6	12:00 1	12:00 1					15:00 1146		

Pioneer Valley Planning Commission
60 Congress Street
Springfield, MA 01104
(413) 781-6045

Location :West Springfield
Operator :AB, MB
Counter # :1456
Road Class :U3

Site Code: 9707
Station ID:
Park Ave
W/O Park Ave Ct
Latitude: 0' 0.0000 Undefined

EB

Start Time	1 15	16 20	21 25	26 30	31 35	36 40	41 45	46 50	51 55	56 60	61 65	66 70	71 75	76 999	Total	Pace Speed	Number in Pace
06/20/12	1	1	6	34	40	17	7	1	0	0	0	0	0	0	107	27-36	68
01:00	3	0	4	19	35	15	5	2	0	0	0	0	0	0	83	28-37	51
02:00	1	4	5	8	18	5	1	0	0	0	0	0	0	0	42	28-37	23
03:00	1	0	6	17	23	8	2	1	0	0	0	0	0	0	58	27-36	37
04:00	4	6	5	25	49	15	6	1	0	0	0	0	0	0	111	28-37	66
05:00	17	4	23	55	98	73	24	2	0	**1**	**1**	0	0	0	298	29-38	156
06:00	50	12	58	172	236	**110**	**33**	3	**1**	0	0	0	0	0	675	27-36	361
07:00	92	55	127	**286**	207	92	16	3	0	0	0	0	0	0	878	25-34	418
08:00	85	**63**	**163**	270	262	82	11	0	1	0	0	0	0	0	**937**	25-34	453
09:00	85	42	137	272	**269**	98	16	**4**	0	0	0	0	0	0	923	26-35	460
10:00	91	42	121	282	216	90	19	1	0	0	0	0	0	0	862	25-34	422
11:00	**117**	37	115	240	245	86	10	2	0	0	0	0	0	0	852	26-35	398
12 PM	130	36	134	272	227	74	14	2	0	0	0	0	0	0	889	25-34	412
13:00	432	27	72	100	85	22	1	1	0	0	0	0	0	0	740	4-13	427
14:00	**464**	23	40	54	70	20	3	0	0	0	0	0	0	0	674	4-13	434
15:00	311	21	62	211	178	75	14	0	0	0	0	0	0	0	872	4-13	352
16:00	119	**56**	**167**	288	228	86	18	0	0	0	0	0	0	0	962	25-34	437
17:00	88	26	124	**289**	**321**	99	17	2	**1**	0	0	0	0	0	**967**	26-35	519
18:00	53	28	54	214	252	95	19	**4**	1	**1**	0	0	0	0	721	27-36	398
19:00	40	14	12	135	230	**106**	**23**	2	0	0	0	0	0	0	562	28-37	330
20:00	29	6	58	166	182	68	11	1	0	1	0	0	0	0	522	26-35	306
21:00	14	6	35	167	130	51	6	1	0	0	0	0	0	0	410	26-35	263
22:00	14	9	37	110	105	43	11	0	0	0	0	0	0	0	329	26-35	190
23:00	8	5	10	81	70	30	7	0	0	0	**1**	0	0	0	212	26-35	132
Total	2249	523	1575	3767	3776	1460	294	33	4	3	2	0	0	0	13686		
Percent	16.4%	3.8%	11.5%	27.5%	27.6%	10.7%	2.1%	0.2%	0.0%	0.0%	0.0%	0.0%	0.0%	0.0%			
AM Peak	11:00	08:00	08:00	07:00	09:00	06:00	06:00	09:00	06:00	05:00	05:00				08:00		
Vol.	117	63	163	286	269	110	33	4	1	1	1				937		
PM Peak	14:00	16:00	16:00	17:00	17:00	19:00	19:00	18:00	17:00	18:00	23:00				17:00		
Vol.	464	56	167	289	321	106	23	4	1	1	1				967		

Pioneer Valley Planning Commission
60 Congress Street
Springfield, MA 01104
(413) 781-6045

Location :West Springfield
Operator :AB, MB
Counter # :1456
Road Class :U3

Site Code: 9707
Station ID:
Park Ave
W/O Park Ave Ct
Latitude: 0' 0.0000 Undefined

EB

Start Time	1 15	16 20	21 25	26 30	31 35	36 40	41 45	46 50	51 55	56 60	61 65	66 70	71 75	76 999	Total	Pace Speed	Number in Pace
06/21/12	2	1	11	24	30	15	3	0	0	0	0	0	0	0	86	27-36	50
01:00	2	5	4	24	17	8	1	1	1	0	0	0	0	0	63	26-35	35
02:00	1	2	5	15	21	8	2	0	0	0	0	0	0	0	54	27-36	33
03:00	0	1	2	21	20	5	3	1	0	0	0	0	0	0	53	26-35	37
04:00	1	2	12	31	29	17	5	3	0	0	0	0	0	0	100	26-35	55
05:00	10	6	23	76	92	44	12	3	1	0	0	0	0	0	267	27-36	151
06:00	46	16	81	218	205	67	**17**	1	0	0	0	0	0	0	651	26-35	365
07:00	112	**82**	130	200	183	70	12	**5**	0	0	0	0	0	0	794	25-34	314
08:00	**119**	61	138	251	230	**78**	13	0	0	0	0	0	0	0	890	25-34	396
09:00	110	67	**163**	266	235	65	11	2	1	0	0	0	0	0	**920**	25-34	420
10:00	82	47	149	**278**	**258**	60	8	2	0	0	0	0	0	0	884	25-34	455
11:00	116	56	139	250	218	77	8	1	**2**	0	0	0	0	0	867	25-34	388
12 PM	**134**	**86**	**223**	**206**	**191**	**52**	**4**	**1**	0	0	0	0	0	0	**897**	22-31	357
13:00	*	*	*	*	*	*	*	*	*	*	*	*	*	*	*	*	*
14:00	*	*	*	*	*	*	*	*	*	*	*	*	*	*	*	*	*
15:00	*	*	*	*	*	*	*	*	*	*	*	*	*	*	*	*	*
16:00	*	*	*	*	*	*	*	*	*	*	*	*	*	*	*	*	*
17:00	*	*	*	*	*	*	*	*	*	*	*	*	*	*	*	*	*
18:00	*	*	*	*	*	*	*	*	*	*	*	*	*	*	*	*	*
19:00	*	*	*	*	*	*	*	*	*	*	*	*	*	*	*	*	*
20:00	*	*	*	*	*	*	*	*	*	*	*	*	*	*	*	*	*
21:00	*	*	*	*	*	*	*	*	*	*	*	*	*	*	*	*	*
22:00	*	*	*	*	*	*	*	*	*	*	*	*	*	*	*	*	*
23:00	*	*	*	*	*	*	*	*	*	*	*	*	*	*	*	*	*
Total	735	432	1080	1860	1729	566	99	20	5	0	0	0	0	0	6526		
Percent	11.3%	6.6%	16.5%	28.5%	26.5%	8.7%	1.5%	0.3%	0.1%	0.0%	0.0%	0.0%	0.0%	0.0%			
AM Peak	08:00	07:00	09:00	10:00	10:00	08:00	06:00	07:00	11:00						09:00		
Vol.	119	82	163	278	258	78	17	5	2						920		
PM Peak	12:00	12:00	12:00	12:00	12:00	12:00	12:00	12:00							12:00		
Vol.	134	86	223	206	191	52	4	1							897		
Total	3878	1408	3835	8292	8029	2936	574	77	12	4	2	0	0	0	29047		
Percent	13.4%	4.8%	13.2%	28.5%	27.6%	10.1%	2.0%	0.3%	0.0%	0.0%	0.0%	0.0%	0.0%	0.0%			

15th Percentile :	10 MPH
50th Percentile :	27 MPH
85th Percentile :	34 MPH
95th Percentile :	38 MPH

Stats

10 MPH Pace Speed :	26-35 MPH
Number in Pace :	13417
Percent in Pace :	46.2%
Number of Vehicles > 55 MPH :	6
Percent of Vehicles > 55 MPH :	0.0%
Mean Speed(Average) :	25 MPH

Pioneer Valley Planning Commission
60 Congress Street
Springfield, MA 01104
(413) 781-6045

Location : West Springfield
Operator : AB,MB
Counter # : 1456
Road Class : U0

Site Code: 9708
Station ID:
Bliss St
W/O Progress Ave
Latitude: 0' 0.0000 Undefined

EB

Start Time	1 15	16 20	21 25	26 30	31 35	36 40	41 45	46 50	51 55	56 60	61 65	66 70	71 75	76 999	Total	Pace Speed	Number in Pace
05/09/12	*	*	*	*	*	*	*	*	*	*	*	*	*	*	*	*	*
01:00	*	*	*	*	*	*	*	*	*	*	*	*	*	*	*	*	*
02:00	*	*	*	*	*	*	*	*	*	*	*	*	*	*	*	*	*
03:00	*	*	*	*	*	*	*	*	*	*	*	*	*	*	*	*	*
04:00	*	*	*	*	*	*	*	*	*	*	*	*	*	*	*	*	*
05:00	*	*	*	*	*	*	*	*	*	*	*	*	*	*	*	*	*
06:00	*	*	*	*	*	*	*	*	*	*	*	*	*	*	*	*	*
07:00	*	*	*	*	*	*	*	*	*	*	*	*	*	*	*	*	*
08:00	*	*	*	*	*	*	*	*	*	*	*	*	*	*	*	*	*
09:00	*	*	*	*	*	*	*	*	*	*	*	*	*	*	*	*	*
10:00	*	*	*	*	*	*	*	*	*	*	*	*	*	*	*	*	*
11:00	*	*	*	*	*	*	*	*	*	*	*	*	*	*	*	*	*
12 PM	7	12	18	27	3	0	0	0	0	0	0	0	0	0	67	21-30	35
13:00	4	4	19	23	11	1	0	0	0	0	0	0	0	0	62	22-31	36
14:00	4	6	21	25	5	0	1	0	0	0	0	0	0	0	62	21-30	38
15:00	3	4	23	47	8	2	1	0	0	0	0	0	0	0	88	22-31	62
16:00	2	6	22	22	11	0	0	0	0	0	0	0	0	0	63	21-30	38
17:00	0	1	14	23	10	0	0	0	0	0	0	0	0	0	48	23-32	35
18:00	1	1	11	16	8	1	0	0	0	0	0	0	0	0	38	22-31	25
19:00	1	6	5	16	5	0	0	0	0	0	0	0	0	0	33	23-32	19
20:00	0	2	8	8	0	0	0	0	0	0	0	0	0	0	18	21-30	14
21:00	2	2	5	2	5	0	0	0	0	0	0	0	0	0	16	24-33	6
22:00	2	2	8	4	4	0	1	0	0	0	0	0	0	0	21	21-30	10
23:00	0	2	2	1	0	0	0	0	0	0	0	0	0	0	5	18-27	3
Total	26	48	156	214	70	4	3	0	0	0	0	0	0	0	521		
Percent	5.0%	9.2%	29.9%	41.1%	13.4%	0.8%	0.6%	0.0%	0.0%	0.0%	0.0%	0.0%	0.0%	0.0%			
AM Peak Vol.																	
PM Peak Vol.	12:00 7	12:00 12	15:00 23	15:00 47	13:00 11	15:00 2	14:00 1								15:00 88		

Pioneer Valley Planning Commission
60 Congress Street
Springfield, MA 01104
(413) 781-6045

Location : West Springfield
Operator : AB,MB
Counter # : 1456
Road Class : U0

Site Code: 9708
Station ID:
Bliss St
W/O Progress Ave
Latitude: 0' 0.0000 Undefined

EB

Start Time	1 15	16 20	21 25	26 30	31 35	36 40	41 45	46 50	51 55	56 60	61 65	66 70	71 75	76 999	Total	Pace Speed	Number in Pace
05/10/12	0	1	4	2	2	0	0	0	0	0	0	0	0	0	9	22-31	5
01:00	0	0	2	0	1	0	0	0	0	0	0	0	0	0	3	15-24	2
02:00	5	2	3	1	2	0	0	0	0	0	0	0	0	0	13	4-13	6
03:00	1	2	2	0	0	0	0	0	0	0	0	0	0	0	5	11-20	3
04:00	3	5	3	3	2	0	0	0	0	0	0	0	0	0	16	11-20	7
05:00	3	7	8	2	2	0	0	0	0	0	0	0	0	0	22	16-25	11
06:00	3	5	15	10	0	0	0	0	0	0	0	0	0	0	33	20-29	20
07:00	5	10	18	25	3	0	**1**	**1**	0	0	0	0	0	0	63	21-30	34
08:00	2	10	20	16	3	0	0	0	0	0	0	0	0	0	51	19-28	30
09:00	3	8	16	26	2	0	0	0	0	0	0	0	0	0	55	21-30	34
10:00	5	**11**	**22**	16	**8**	**1**	0	0	0	0	0	0	0	0	63	21-30	31
11:00	**6**	4	21	**31**	6	0	0	0	0	0	0	0	0	0	**68**	22-31	43
12 PM	6	**5**	**26**	42	12	0	0	0	0	0	0	0	0	0	91	22-31	58
13:00	4	5	18	27	**15**	0	0	0	0	0	0	0	0	0	69	23-32	40
14:00	6	4	16	28	6	0	0	0	0	0	0	0	0	0	60	22-31	37
15:00	**10**	3	21	**44**	13	**3**	0	0	0	0	0	0	0	0	**94**	23-32	56
16:00	3	5	19	34	14	3	**1**	0	0	0	0	0	0	0	79	23-32	48
17:00	3	2	3	22	10	1	0	0	0	0	0	0	0	0	41	25-34	27
18:00	2	3	12	21	6	1	0	0	0	0	0	0	0	0	45	22-31	29
19:00	2	3	11	14	6	0	0	0	0	0	0	0	0	0	36	22-31	22
20:00	1	4	9	11	1	1	0	0	0	0	0	0	0	0	27	22-31	16
21:00	2	1	2	1	4	2	1	0	0	0	0	0	0	0	13	28-37	5
22:00	1	3	11	6	4	0	1	0	0	0	0	0	0	0	26	19-28	15
23:00	0	2	6	3	2	0	1	0	0	0	0	0	0	0	14	20-29	8
Total	76	105	288	385	124	12	5	1	0	0	0	0	0	0	996		
Percent	7.6%	10.5%	28.9%	38.7%	12.4%	1.2%	0.5%	0.1%	0.0%	0.0%	0.0%	0.0%	0.0%	0.0%			
AM Peak	11:00	10:00	10:00	11:00	10:00	10:00	07:00	07:00							11:00		
Vol.	6	11	22	31	8	1	1	1							68		
PM Peak	15:00	12:00	12:00	15:00	13:00	15:00	16:00								15:00		
Vol.	10	5	26	44	15	3	1								94		

Pioneer Valley Planning Commission
60 Congress Street
Springfield, MA 01104
(413) 781-6045

Location : West Springfield
Operator : AB,MB
Counter # : 1456
Road Class : U0

Site Code: 9708
Station ID:
Bliss St
W/O Progress Ave
Latitude: 0' 0.0000 Undefined

EB

Start Time	1 15	16 20	21 25	26 30	31 35	36 40	41 45	46 50	51 55	56 60	61 65	66 70	71 75	76 999	Total	Pace Speed	Number in Pace
05/11/12	2	2	1	0	0	0	0	0	0	0	0	0	0	0	5	6-15	3
01:00	0	0	2	1	0	0	0	0	0	0	0	0	0	0	3	19-28	3
02:00	1	3	2	1	2	0	0	0	0	0	0	0	0	0	9	10-19	4
03:00	1	4	1	1	1	0	0	0	0	0	0	0	0	0	8	14-23	4
04:00	0	3	1	1	0	0	0	0	0	0	0	0	0	0	5	15-24	3
05:00	3	6	6	6	0	0	0	0	0	0	0	0	0	0	21	18-27	10
06:00	1	4	12	3	6	0	0	0	0	0	0	0	0	0	26	18-27	14
07:00	4	7	16	18	10	1	0	0	0	0	0	0	0	0	56	21-30	29
08:00	5	**14**	17	23	3	0	0	0	0	0	0	0	0	0	62	20-29	32
09:00	**7**	1	18	**25**	**12**	0	0	0	0	0	0	0	0	0	**63**	23-32	37
10:00	4	5	**21**	20	9	**2**	0	0	0	0	0	0	0	0	61	21-30	35
11:00	*	*	*	*	*	*	*	*	*	*	*	*	*	*	*	*	*
12 PM	*	*	*	*	*	*	*	*	*	*	*	*	*	*	*	*	*
13:00	*	*	*	*	*	*	*	*	*	*	*	*	*	*	*	*	*
14:00	*	*	*	*	*	*	*	*	*	*	*	*	*	*	*	*	*
15:00	*	*	*	*	*	*	*	*	*	*	*	*	*	*	*	*	*
16:00	*	*	*	*	*	*	*	*	*	*	*	*	*	*	*	*	*
17:00	*	*	*	*	*	*	*	*	*	*	*	*	*	*	*	*	*
18:00	*	*	*	*	*	*	*	*	*	*	*	*	*	*	*	*	*
19:00	*	*	*	*	*	*	*	*	*	*	*	*	*	*	*	*	*
20:00	*	*	*	*	*	*	*	*	*	*	*	*	*	*	*	*	*
21:00	*	*	*	*	*	*	*	*	*	*	*	*	*	*	*	*	*
22:00	*	*	*	*	*	*	*	*	*	*	*	*	*	*	*	*	*
23:00	*	*	*	*	*	*	*	*	*	*	*	*	*	*	*	*	*
Total	28	49	97	99	43	3	0	0	0	0	0	0	0	0	319		
Percent	8.8%	15.4%	30.4%	31.0%	13.5%	0.9%	0.0%	0.0%	0.0%	0.0%	0.0%	0.0%	0.0%	0.0%			
AM Peak	09:00	08:00	10:00	09:00	09:00	10:00									09:00		
Vol.	7	14	21	25	12	2									63		
PM Peak																	
Vol.																	
Total	130	202	541	698	237	19	8	1	0	0	0	0	0	0	1836		
Percent	7.1%	11.0%	29.5%	38.0%	12.9%	1.0%	0.4%	0.1%	0.0%	0.0%	0.0%	0.0%	0.0%	0.0%			

15th Percentile :	14 MPH
50th Percentile :	24 MPH
85th Percentile :	30 MPH
95th Percentile :	33 MPH

Stats

10 MPH Pace Speed :	22-31 MPH
Number in Pace :	1031
Percent in Pace :	56.2%
Number of Vehicles > 55 MPH :	0
Percent of Vehicles > 55 MPH :	0.0%
Mean Speed(Average) :	23 MPH

Pioneer Valley Planning Commission
60 Congress Street
Springfield, MA 01104
(413) 781-6045

Location : West Springfield
Operator : AB,MB
Counter # : 1456
Road Class : U0

Site Code: 9708
Station ID:
Bliss St
W/O Progress Ave
Latitude: 0' 0.0000 Undefined

WB Start Time	1 15	16 20	21 25	26 30	31 35	36 40	41 45	46 50	51 55	56 60	61 65	66 70	71 75	76 999	Total	Pace Speed	Number in Pace
05/09/12	*	*	*	*	*	*	*	*	*	*	*	*	*	*	*	*	*
01:00	*	*	*	*	*	*	*	*	*	*	*	*	*	*	*	*	*
02:00	*	*	*	*	*	*	*	*	*	*	*	*	*	*	*	*	*
03:00	*	*	*	*	*	*	*	*	*	*	*	*	*	*	*	*	*
04:00	*	*	*	*	*	*	*	*	*	*	*	*	*	*	*	*	*
05:00	*	*	*	*	*	*	*	*	*	*	*	*	*	*	*	*	*
06:00	*	*	*	*	*	*	*	*	*	*	*	*	*	*	*	*	*
07:00	*	*	*	*	*	*	*	*	*	*	*	*	*	*	*	*	*
08:00	*	*	*	*	*	*	*	*	*	*	*	*	*	*	*	*	*
09:00	*	*	*	*	*	*	*	*	*	*	*	*	*	*	*	*	*
10:00	*	*	*	*	*	*	*	*	*	*	*	*	*	*	*	*	*
11:00	*	*	*	*	*	*	*	*	*	*	*	*	*	*	*	*	*
12 PM	**8**	5	22	48	17	**3**	0	0	0	0	0	0	0	0	103	23-32	63
13:00	4	8	**33**	40	11	0	0	0	0	0	0	0	0	0	96	21-30	62
14:00	0	8	19	32	15	1	**1**	0	0	0	0	0	0	0	76	22-31	47
15:00	6	**11**	23	37	**20**	3	0	**1**	0	0	0	0	0	0	101	23-32	53
16:00	0	7	29	**56**	**25**	3	0	0	0	0	0	0	0	0	**120**	23-32	81
17:00	2	11	28	54	24	1	0	0	0	0	0	0	0	0	120	23-32	76
18:00	2	7	11	29	12	3	0	0	0	0	0	0	0	0	64	24-33	38
19:00	0	2	11	17	7	3	0	0	0	0	0	0	0	0	40	22-31	26
20:00	1	0	10	13	6	1	0	0	0	0	0	0	0	0	31	22-31	21
21:00	1	0	5	11	5	2	0	0	0	0	0	0	0	0	24	25-34	15
22:00	0	0	1	3	3	1	0	0	0	0	0	0	0	0	8	26-35	6
23:00	0	0	4	2	2	0	0	0	0	0	0	0	0	0	8	21-30	6
Total	24	59	196	342	147	21	1	1	0	0	0	0	0	0	791		
Percent	3.0%	7.5%	24.8%	43.2%	18.6%	2.7%	0.1%	0.1%	0.0%	0.0%	0.0%	0.0%	0.0%	0.0%			
AM Peak Vol.															16:00 120		
PM Peak Vol.	12:00 8	15:00 11	13:00 33	16:00 56	16:00 25	12:00 3	14:00 1	15:00 1									

Pioneer Valley Planning Commission
60 Congress Street
Springfield, MA 01104
(413) 781-6045

Location : West Springfield
Operator : AB,MB
Counter # : 1456
Road Class : U0

Site Code: 9708
Station ID:
Bliss St
W/O Progress Ave
Latitude: 0' 0.0000 Undefined

WB

Start Time	1 15	16 20	21 25	26 30	31 35	36 40	41 45	46 50	51 55	56 60	61 65	66 70	71 75	76 999	Total	Pace Speed	Number in Pace
05/10/12	0	1	3	3	0	0	0	0	0	0	0	0	0	0	7	21-30	5
01:00	0	1	0	0	1	0	0	0	0	0	0	0	0	0	2	13-22	1
02:00	0	0	0	0	0	0	0	0	0	0	0	0	0	0	0	*	*
03:00	1	1	0	1	1	0	0	0	0	0	0	0	0	0	4	8-17	2
04:00	1	0	0	2	1	0	1	0	0	0	0	0	0	0	5	27-36	2
05:00	1	2	5	9	4	1	0	0	0	0	0	0	0	0	22	23-32	13
06:00	1	3	8	14	8	1	0	0	0	0	0	0	0	0	35	23-32	21
07:00	2	5	13	15	6	1	0	0	0	0	0	0	0	0	42	21-30	24
08:00	3	7	19	20	3	1	0	0	0	0	0	0	0	0	53	20-29	32
09:00	2	13	17	30	7	2	0	0	0	0	0	0	0	0	71	22-31	39
10:00	3	7	22	29	9	1	1	0	0	0	0	0	0	0	72	22-31	43
11:00	4	7	31	38	20	4	0	0	0	1	0	0	0	0	105	22-31	61
12 PM	8	2	36	37	17	2	0	0	0	0	0	0	0	0	102	22-31	63
13:00	1	5	21	30	22	3	0	0	0	0	0	0	0	0	82	24-33	50
14:00	3	7	29	51	15	5	0	0	0	0	0	0	0	0	110	22-31	71
15:00	1	9	29	45	20	1	0	0	0	0	0	0	0	0	105	23-32	67
16:00	2	6	45	49	15	3	0	0	0	0	0	0	0	0	120	21-30	82
17:00	3	8	26	60	30	2	0	0	0	0	0	0	0	0	129	24-33	84
18:00	3	4	8	28	19	5	0	0	0	0	0	0	0	0	67	25-34	41
19:00	2	1	13	9	9	4	0	0	0	0	0	0	0	0	38	22-31	20
20:00	2	0	10	19	4	5	0	0	0	0	0	0	0	0	40	22-31	26
21:00	1	2	11	14	4	3	1	0	0	0	0	0	0	0	36	21-30	22
22:00	0	1	2	4	5	1	0	0	0	0	0	0	0	0	13	24-33	8
23:00	1	1	4	1	2	0	0	0	0	0	0	0	0	0	9	21-30	4
Total	45	93	352	508	222	45	3	0	0	1	0	0	0	0	1269		
Percent	3.5%	7.3%	27.7%	40.0%	17.5%	3.5%	0.2%	0.0%	0.0%	0.1%	0.0%	0.0%	0.0%	0.0%			
AM Peak	11:00	09:00	11:00	11:00	11:00	11:00	04:00			11:00					11:00		
Vol.	4	13	31	38	20	4	1			1					105		
PM Peak	12:00	15:00	16:00	17:00	17:00	14:00	21:00								17:00		
Vol.	8	9	45	60	30	5	1								129		

Pioneer Valley Planning Commission
60 Congress Street
Springfield, MA 01104
(413) 781-6045

Location : West Springfield
Operator : AB,MB
Counter # : 1456
Road Class : U0

Site Code: 9708
Station ID:
Bliss St
W/O Progress Ave
Latitude: 0' 0.0000 Undefined

WB

Start Time	1 15	16 20	21 25	26 30	31 35	36 40	41 45	46 50	51 55	56 60	61 65	66 70	71 75	76 999	Total	Pace Speed	Number in Pace
05/11/12	0	0	2	3	0	0	0	0	0	0	0	0	0	0	5	23-32	4
01:00	0	1	0	1	0	1	0	0	0	0	0	0	0	0	3	14-23	1
02:00	0	0	0	0	1	0	0	0	0	0	0	0	0	0	1	24-33	1
03:00	0	0	1	0	1	0	0	0	0	0	0	0	0	0	2	27-36	1
04:00	0	0	2	0	0	0	1	0	0	0	0	0	0	0	3	15-24	2
05:00	2	1	4	6	3	1	0	0	0	0	0	0	0	0	17	22-31	9
06:00	1	2	4	11	10	1	0	0	0	0	0	0	0	0	29	25-34	18
07:00	3	1	10	16	10	1	1	0	0	0	0	0	0	0	42	24-33	24
08:00	2	4	14	22	10	1	0	0	0	0	0	0	0	0	53	23-32	32
09:00	7	7	9	32	16	3	0	0	0	0	0	0	0	0	74	25-34	40
10:00	5	2	11	28	10	2	0	0	0	0	0	0	0	0	58	23-32	36
11:00	*	*	*	*	*	*	*	*	*	*	*	*	*	*	*	*	*
12 PM	*	*	*	*	*	*	*	*	*	*	*	*	*	*	*	*	*
13:00	*	*	*	*	*	*	*	*	*	*	*	*	*	*	*	*	*
14:00	*	*	*	*	*	*	*	*	*	*	*	*	*	*	*	*	*
15:00	*	*	*	*	*	*	*	*	*	*	*	*	*	*	*	*	*
16:00	*	*	*	*	*	*	*	*	*	*	*	*	*	*	*	*	*
17:00	*	*	*	*	*	*	*	*	*	*	*	*	*	*	*	*	*
18:00	*	*	*	*	*	*	*	*	*	*	*	*	*	*	*	*	*
19:00	*	*	*	*	*	*	*	*	*	*	*	*	*	*	*	*	*
20:00	*	*	*	*	*	*	*	*	*	*	*	*	*	*	*	*	*
21:00	*	*	*	*	*	*	*	*	*	*	*	*	*	*	*	*	*
22:00	*	*	*	*	*	*	*	*	*	*	*	*	*	*	*	*	*
23:00	*	*	*	*	*	*	*	*	*	*	*	*	*	*	*	*	*
Total	20	18	57	119	61	10	2	0	0	0	0	0	0	0	287		
Percent	7.0%	6.3%	19.9%	41.5%	21.3%	3.5%	0.7%	0.0%	0.0%	0.0%	0.0%	0.0%	0.0%	0.0%			
AM Peak	09:00	09:00	08:00	09:00	09:00	09:00	04:00								09:00		
Vol.	7	7	14	32	16	3	1								74		
PM Peak																	
Vol.																	
Total	89	170	605	969	430	76	6	1	0	1	0	0	0	0	2347		
Percent	3.8%	7.2%	25.8%	41.3%	18.3%	3.2%	0.3%	0.0%	0.0%	0.0%	0.0%	0.0%	0.0%	0.0%			

15th Percentile :	18 MPH
50th Percentile :	26 MPH
85th Percentile :	31 MPH
95th Percentile :	35 MPH

Stats

10 MPH Pace Speed :	23-32 MPH
Number in Pace :	1410
Percent in Pace :	60.1%
Number of Vehicles > 55 MPH :	1
Percent of Vehicles > 55 MPH :	0.0%
Mean Speed(Average) :	26 MPH

Pioneer Valley Planning Commission
60 Congress Street
Springfield, MA 01104
(413) 781-6045

Location : West Springfield
Operator : AB, MB
Counter # : 1602
Road Class : U3

Site Code: 9709
Station ID:
Memorial Ave
W/O Big E Gate 1
Latitude: 0' 0.0000 Undefined

WB Start Time	1 15	16 20	21 25	26 30	31 35	36 40	41 45	46 50	51 55	56 60	61 65	66 70	71 75	76 999	Total	Pace Speed	Number in Pace
06/19/12	*	*	*	*	*	*	*	*	*	*	*	*	*	*	*	*	*
01:00	*	*	*	*	*	*	*	*	*	*	*	*	*	*	*	*	*
02:00	*	*	*	*	*	*	*	*	*	*	*	*	*	*	*	*	*
03:00	*	*	*	*	*	*	*	*	*	*	*	*	*	*	*	*	*
04:00	*	*	*	*	*	*	*	*	*	*	*	*	*	*	*	*	*
05:00	*	*	*	*	*	*	*	*	*	*	*	*	*	*	*	*	*
06:00	*	*	*	*	*	*	*	*	*	*	*	*	*	*	*	*	*
07:00	*	*	*	*	*	*	*	*	*	*	*	*	*	*	*	*	*
08:00	*	*	*	*	*	*	*	*	*	*	*	*	*	*	*	*	*
09:00	*	*	*	*	*	*	*	*	*	*	*	*	*	*	*	*	*
10:00	*	*	*	*	*	*	*	*	*	*	*	*	*	*	*	*	*
11:00	**86**	**38**	**66**	**152**	**122**	**46**	**3**	0	0	0	0	0	0	0	**513**	25-34	219
12 PM	151	27	75	131	102	26	6	1	0	0	0	0	0	0	519	5-14	181
13:00	72	36	84	142	143	49	3	1	0	0	0	0	0	0	530	25-34	234
14:00	47	22	62	**161**	165	61	10	0	0	0	0	0	0	0	528	26-35	276
15:00	**168**	51	94	158	91	39	1	1	0	0	0	0	0	0	603	5-14	207
16:00	147	**75**	**120**	134	140	39	4	2	0	0	0	0	0	0	**661**	24-33	215
17:00	150	58	89	127	114	35	4	**3**	0	0	0	0	0	0	580	5-14	190
18:00	22	18	32	99	**166**	65	**12**	2	0	0	0	0	0	0	416	28-37	236
19:00	22	15	15	113	118	**68**	9	2	0	0	0	0	0	0	362	27-36	202
20:00	14	11	32	78	123	39	8	1	0	0	0	0	0	0	306	27-36	178
21:00	12	7	11	67	70	34	5	1	0	0	0	0	0	0	207	27-36	119
22:00	6	7	1	21	50	26	8	0	0	0	0	0	0	0	119	29-38	69
23:00	0	4	0	14	28	16	3	1	0	0	0	0	0	0	66	28-37	42
Total	897	369	681	1397	1432	543	76	15	0	0	0	0	0	0	5410		
Percent	16.6%	6.8%	12.6%	25.8%	26.5%	10.0%	1.4%	0.3%	0.0%	0.0%	0.0%	0.0%	0.0%	0.0%			
AM Peak	11:00	11:00	11:00	11:00	11:00	11:00	11:00								11:00		
Vol.	86	38	66	152	122	46	3								513		
PM Peak	15:00	16:00	16:00	14:00	18:00	19:00	18:00	17:00							16:00		
Vol.	168	75	120	161	166	68	12	3							661		

Pioneer Valley Planning Commission
60 Congress Street
Springfield, MA 01104
(413) 781-6045

Location : West Springfield
Operator : AB, MB
Counter # : 1602
Road Class : U3

Site Code: 9709
Station ID:
Memorial Ave
W/O Big E Gate 1
Latitude: 0' 0.0000 Undefined

WB																	
Start	1	16	21	26	31	36	41	46	51	56	61	66	71	76		Pace	Number
Time	15	20	25	30	35	40	45	50	55	60	65	70	75	999	Total	Speed	in Pace
06/20/12	0	3	3	6	24	13	6	0	0	0	0	0	0	0	55	30-39	34
01:00	0	0	0	9	10	7	2	0	0	0	0	0	0	0	28	28-37	18
02:00	0	0	1	4	7	6	1	2	0	0	0	0	0	0	21	31-40	12
03:00	0	1	0	6	2	2	0	0	0	0	0	0	0	0	11	25-34	7
04:00	2	2	1	2	9	4	1	0	0	0	0	0	0	0	21	28-37	11
05:00	2	6	4	17	18	16	7	1	0	0	0	0	0	0	71	29-38	32
06:00	13	15	11	31	73	39	9	2	0	0	0	0	0	0	193	29-38	100
07:00	19	8	10	40	95	51	9	1	**1**	**1**	0	0	0	0	235	29-38	131
08:00	21	11	19	59	122	**64**	6	1	1	0	0	0	0	0	304	29-38	171
09:00	30	**19**	36	106	**156**	59	12	**3**	0	0	0	0	0	0	421	27-36	228
10:00	53	**28**	**63**	**158**	149	51	13	0	1	0	0	0	0	0	**516**	26-35	256
11:00	**55**	28	49	150	142	56	**18**	1	0	0	0	0	0	0	499	26-35	241
12 PM	38	17	68	145	153	68	16	0	1	0	0	0	0	0	506	26-35	259
13:00	37	19	40	138	184	76	13	2	0	0	0	0	0	0	509	27-36	280
14:00	66	30	58	146	**185**	64	6	2	0	0	0	0	0	0	557	27-36	273
15:00	**82**	35	74	139	165	64	11	0	0	0	0	0	0	0	570	26-35	248
16:00	80	41	66	153	183	70	13	**6**	1	0	0	0	0	0	613	26-35	274
17:00	57	**45**	**92**	**156**	180	81	13	0	1	0	0	0	0	0	**625**	26-35	285
18:00	38	16	22	94	115	**93**	**17**	4	1	0	0	0	0	0	400	29-38	190
19:00	10	12	13	74	121	78	15	2	0	0	0	0	0	0	325	29-38	189
20:00	19	9	16	102	113	55	11	1	1	0	0	0	0	0	327	27-36	188
21:00	8	8	17	66	97	29	3	0	1	0	0	0	0	0	229	27-36	144
22:00	6	4	1	28	47	30	4	0	**2**	0	0	0	0	0	122	29-38	72
23:00	2	4	6	22	31	9	4	2	0	0	0	0	0	0	80	27-36	47
Total	638	361	670	1851	2381	1085	210	30	11	1	0	0	0	0	7238		
Percent	8.8%	5.0%	9.3%	25.6%	32.9%	15.0%	2.9%	0.4%	0.2%	0.0%	0.0%	0.0%	0.0%	0.0%			
AM Peak	11:00	10:00	10:00	10:00	09:00	08:00	11:00	09:00	07:00	07:00					10:00		
Vol.	55	28	63	158	156	64	18	3	1	1					516		
PM Peak	15:00	17:00	17:00	17:00	14:00	18:00	18:00	16:00	22:00						17:00		
Vol.	82	45	92	156	185	93	17	6	2						625		

Pioneer Valley Planning Commission
60 Congress Street
Springfield, MA 01104
(413) 781-6045

Location : West Springfield
Operator : AB, MB
Counter # : 1602
Road Class : U3

Site Code: 9709
Station ID:
Memorial Ave
W/O Big E Gate 1
Latitude: 0' 0.0000 Undefined

WB

Start Time	1 15	16 20	21 25	26 30	31 35	36 40	41 45	46 50	51 55	56 60	61 65	66 70	71 75	76 999	Total	Pace Speed	Number in Pace
06/21/12	1	0	2	19	18	9	0	0	0	0	0	0	0	0	49	27-36	33
01:00	0	1	1	5	14	5	1	0	0	0	0	0	0	0	27	28-37	19
02:00	0	0	1	3	12	0	2	0	0	0	0	0	0	0	18	27-36	14
03:00	0	0	2	2	8	3	1	0	0	0	0	0	0	0	16	29-38	11
04:00	0	2	3	8	5	0	1	0	0	0	0	0	0	0	19	24-33	12
05:00	4	3	1	12	25	12	8	0	0	0	0	0	0	0	65	28-37	35
06:00	13	10	3	21	76	32	13	3	1	0	0	0	0	0	172	29-38	95
07:00	19	9	12	39	91	54	14	3	0	0	0	0	0	0	241	29-38	128
08:00	31	15	19	65	89	62	15	4	0	0	0	0	0	0	300	28-37	138
09:00	30	20	23	95	150	64	7	0	0	0	0	0	0	0	389	27-36	214
10:00	37	13	26	131	141	62	13	1	0	0	0	0	0	0	424	27-36	231
11:00	*	*	*	*	*	*	*	*	*	*	*	*	*	*	*	*	*
12 PM	*	*	*	*	*	*	*	*	*	*	*	*	*	*	*	*	*
13:00	*	*	*	*	*	*	*	*	*	*	*	*	*	*	*	*	*
14:00	*	*	*	*	*	*	*	*	*	*	*	*	*	*	*	*	*
15:00	*	*	*	*	*	*	*	*	*	*	*	*	*	*	*	*	*
16:00	*	*	*	*	*	*	*	*	*	*	*	*	*	*	*	*	*
17:00	*	*	*	*	*	*	*	*	*	*	*	*	*	*	*	*	*
18:00	*	*	*	*	*	*	*	*	*	*	*	*	*	*	*	*	*
19:00	*	*	*	*	*	*	*	*	*	*	*	*	*	*	*	*	*
20:00	*	*	*	*	*	*	*	*	*	*	*	*	*	*	*	*	*
21:00	*	*	*	*	*	*	*	*	*	*	*	*	*	*	*	*	*
22:00	*	*	*	*	*	*	*	*	*	*	*	*	*	*	*	*	*
23:00	*	*	*	*	*	*	*	*	*	*	*	*	*	*	*	*	*
Total	135	73	93	400	629	303	75	11	1	0	0	0	0	0	1720		
Percent	7.8%	4.2%	5.4%	23.3%	36.6%	17.6%	4.4%	0.6%	0.1%	0.0%	0.0%	0.0%	0.0%	0.0%			
AM Peak	10:00	09:00	10:00	10:00	09:00	09:00	08:00	08:00	06:00						10:00		
Vol.	37	20	26	131	150	64	15	4	1						424		
PM Peak																	
Vol.																	
Total	1670	803	1444	3648	4442	1931	361	56	12	1	0	0	0	0	14368		
Percent	11.6%	5.6%	10.1%	25.4%	30.9%	13.4%	2.5%	0.4%	0.1%	0.0%	0.0%	0.0%	0.0%	0.0%			

15th Percentile :	11 MPH
50th Percentile :	28 MPH
85th Percentile :	35 MPH
95th Percentile :	39 MPH

Stats

10 MPH Pace Speed :	27-36 MPH
Number in Pace :	6743
Percent in Pace :	46.9%
Number of Vehicles > 55 MPH :	1
Percent of Vehicles > 55 MPH :	0.0%
Mean Speed(Average) :	26 MPH

Pioneer Valley Planning Commission
60 Congress Street
Springfield, MA 01104
(413) 781-6045

Location : West Springfield
Operator : AB, MB
Counter # : 1602
Road Class : U3

Site Code: 9709
Station ID:
Memorial Ave
W/O Big E Gate 1
Latitude: 0' 0.0000 Undefined

EB Start Time	1 15	16 20	21 25	26 30	31 35	36 40	41 45	46 50	51 55	56 60	61 65	66 70	71 75	76 999	Total	Pace Speed	Number in Pace
06/19/12	*	*	*	*	*	*	*	*	*	*	*	*	*	*	*	*	*
01:00	*	*	*	*	*	*	*	*	*	*	*	*	*	*	*	*	*
02:00	*	*	*	*	*	*	*	*	*	*	*	*	*	*	*	*	*
03:00	*	*	*	*	*	*	*	*	*	*	*	*	*	*	*	*	*
04:00	*	*	*	*	*	*	*	*	*	*	*	*	*	*	*	*	*
05:00	*	*	*	*	*	*	*	*	*	*	*	*	*	*	*	*	*
06:00	*	*	*	*	*	*	*	*	*	*	*	*	*	*	*	*	*
07:00	*	*	*	*	*	*	*	*	*	*	*	*	*	*	*	*	*
08:00	*	*	*	*	*	*	*	*	*	*	*	*	*	*	*	*	*
09:00	*	*	*	*	*	*	*	*	*	*	*	*	*	*	*	*	*
10:00	*	*	*	*	*	*	*	*	*	*	*	*	*	*	*	*	*
11:00	**77**	**10**	**21**	**137**	**176**	**62**	**4**	0	0	0	0	0	0	0	**487**	27-36	254
12 PM	**90**	11	16	104	198	44	5	0	0	0	0	0	0	0	468	27-36	240
13:00	52	**19**	15	**111**	177	49	3	0	0	0	0	0	0	0	426	27-36	238
14:00	49	10	10	103	**210**	**84**	5	**4**	0	0	0	0	0	0	**475**	28-37	279
15:00	86	14	**19**	96	160	63	6	0	**1**	0	0	0	0	0	445	28-37	207
16:00	90	14	9	76	171	73	**9**	0	1	0	0	0	0	0	443	28-37	209
17:00	79	13	9	51	170	62	9	0	0	0	0	0	0	0	393	29-38	193
18:00	21	6	10	57	166	64	9	3	0	0	0	0	0	0	336	29-38	215
19:00	29	10	13	72	148	59	6	0	0	0	0	0	0	0	337	28-37	198
20:00	21	8	7	71	113	37	4	3	0	0	0	0	0	0	264	27-36	159
21:00	18	9	3	53	76	31	2	0	0	0	0	0	0	0	192	27-36	110
22:00	7	5	3	18	37	18	4	0	0	0	0	0	0	0	92	28-37	51
23:00	4	3	1	18	24	12	2	0	0	0	0	0	0	0	64	27-36	37
Total	623	132	136	967	1826	658	68	10	2	0	0	0	0	0	4422		
Percent	14.1%	3.0%	3.1%	21.9%	41.3%	14.9%	1.5%	0.2%	0.0%	0.0%	0.0%	0.0%	0.0%	0.0%			
AM Peak	11:00	11:00	11:00	11:00	11:00	11:00	11:00								11:00		
Vol.	77	10	21	137	176	62	4								487		
PM Peak	12:00	13:00	15:00	13:00	14:00	14:00	16:00	14:00	15:00						14:00		
Vol.	90	19	19	111	210	84	9	4	1						475		

Pioneer Valley Planning Commission
60 Congress Street
Springfield, MA 01104
(413) 781-6045

Location : West Springfield
Operator : AB, MB
Counter # : 1602
Road Class : U3

Site Code: 9709
Station ID:
Memorial Ave
W/O Big E Gate 1
Latitude: 0' 0.0000 Undefined

EB

Start Time	1 15	16 20	21 25	26 30	31 35	36 40	41 45	46 50	51 55	56 60	61 65	66 70	71 75	76 999	Total	Pace Speed	Number in Pace
06/20/12	0	2	2	8	14	8	1	0	0	0	0	0	0	0	35	29-38	21
01:00	0	1	1	6	7	1	2	1	0	0	0	0	0	0	19	27-36	11
02:00	1	1	2	10	5	3	0	0	0	0	0	0	0	0	22	26-35	13
03:00	0	1	3	6	9	0	0	0	0	0	0	0	0	0	19	26-35	13
04:00	1	0	5	5	14	8	2	0	0	0	0	0	0	0	35	30-39	20
05:00	1	1	2	16	39	21	5	0	0	0	0	0	0	0	85	29-38	57
06:00	3	2	3	57	112	32	6	1	0	0	0	0	0	0	216	28-37	157
07:00	32	6	11	90	236	93	8	0	0	0	0	0	0	0	476	29-38	309
08:00	37	**13**	**17**	88	**252**	**104**	**11**	0	0	0	0	0	0	0	**522**	29-38	327
09:00	**51**	8	12	79	222	68	7	**2**	0	**1**	0	0	0	0	450	28-37	270
10:00	**53**	9	15	77	203	75	6	0	0	0	0	0	0	0	438	28-37	252
11:00	52	5	7	**92**	209	68	9	1	**1**	0	0	0	0	0	444	28-37	265
12 PM	48	7	**16**	84	**226**	90	7	0	0	0	**1**	0	0	0	**479**	29-38	288
13:00	53	12	9	**97**	199	**100**	2	1	0	0	0	0	0	0	473	29-38	270
14:00	55	14	6	70	221	76	8	0	0	0	0	0	0	0	450	29-38	265
15:00	51	6	15	66	220	87	11	0	0	0	0	0	0	0	456	29-38	272
16:00	**56**	13	15	69	186	89	12	0	0	0	0	0	0	0	440	29-38	239
17:00	48	11	10	64	165	84	**14**	1	0	0	0	0	0	0	397	29-38	217
18:00	32	9	4	66	152	67	9	**2**	0	0	0	0	0	0	341	28-37	201
19:00	33	9	4	42	139	74	7	1	0	0	0	0	0	0	309	29-38	182
20:00	15	**19**	14	63	119	50	5	1	0	0	0	0	0	0	286	28-37	164
21:00	18	5	5	46	101	30	0	1	0	0	0	0	0	0	206	28-37	130
22:00	6	5	2	32	48	16	2	0	0	0	0	0	0	0	111	27-36	70
23:00	1	1	3	30	28	10	2	0	0	0	0	0	0	0	75	26-35	52
Total	647	160	183	1263	3126	1254	136	12	1	1	1	0	0	0	6784		
Percent	9.5%	2.4%	2.7%	18.6%	46.1%	18.5%	2.0%	0.2%	0.0%	0.0%	0.0%	0.0%	0.0%	0.0%			
AM Peak	10:00	08:00	08:00	11:00	08:00	08:00	08:00	09:00	11:00	09:00					08:00		
Vol.	53	13	17	92	252	104	11	2	1	1					522		
PM Peak	16:00	20:00	12:00	13:00	12:00	13:00	17:00	18:00			12:00				12:00		
Vol.	56	19	16	97	226	100	14	2			1				479		

Pioneer Valley Planning Commission
60 Congress Street
Springfield, MA 01104
(413) 781-6045

Location : West Springfield
Operator : AB, MB
Counter # : 1602
Road Class : U3

Site Code: 9709
Station ID:
Memorial Ave
W/O Big E Gate 1
Latitude: 0' 0.0000 Undefined

EB

Start Time	1 15	16 20	21 25	26 30	31 35	36 40	41 45	46 50	51 55	56 60	61 65	66 70	71 75	76 999	Total	Pace Speed	Number in Pace
06/21/12	2	2	2	9	20	6	1	0	0	0	0	0	0	0	42	28-37	26
01:00	1	2	2	7	7	3	0	0	0	0	0	0	0	0	22	25-34	12
02:00	0	2	2	9	12	3	1	0	0	0	0	0	0	0	29	27-36	19
03:00	0	1	3	6	12	6	0	0	0	0	0	0	0	0	28	28-37	18
04:00	1	0	3	8	13	9	1	1	0	0	0	0	0	0	36	29-38	21
05:00	1	0	1	24	37	15	0	0	0	0	0	0	0	0	78	27-36	57
06:00	12	4	7	60	118	36	1	0	**1**	0	0	0	0	0	239	28-37	161
07:00	33	**14**	9	97	**242**	**119**	**11**	**4**	0	0	0	0	0	0	**529**	29-38	331
08:00	**46**	10	14	83	240	111	8	0	0	0	0	0	0	0	512	29-38	314
09:00	39	8	**16**	102	220	84	1	0	0	0	0	0	0	0	470	28-37	293
10:00	43	12	9	**112**	211	77	3	1	0	0	0	0	0	0	468	28-37	284
11:00	*	*	*	*	*	*	*	*	*	*	*	*	*	*	*	*	*
12 PM	*	*	*	*	*	*	*	*	*	*	*	*	*	*	*	*	*
13:00	*	*	*	*	*	*	*	*	*	*	*	*	*	*	*	*	*
14:00	*	*	*	*	*	*	*	*	*	*	*	*	*	*	*	*	*
15:00	*	*	*	*	*	*	*	*	*	*	*	*	*	*	*	*	*
16:00	*	*	*	*	*	*	*	*	*	*	*	*	*	*	*	*	*
17:00	*	*	*	*	*	*	*	*	*	*	*	*	*	*	*	*	*
18:00	*	*	*	*	*	*	*	*	*	*	*	*	*	*	*	*	*
19:00	*	*	*	*	*	*	*	*	*	*	*	*	*	*	*	*	*
20:00	*	*	*	*	*	*	*	*	*	*	*	*	*	*	*	*	*
21:00	*	*	*	*	*	*	*	*	*	*	*	*	*	*	*	*	*
22:00	*	*	*	*	*	*	*	*	*	*	*	*	*	*	*	*	*
23:00	*	*	*	*	*	*	*	*	*	*	*	*	*	*	*	*	*
Total	178	55	68	517	1132	469	27	6	1	0	0	0	0	0	2453		
Percent	7.3%	2.2%	2.8%	21.1%	46.1%	19.1%	1.1%	0.2%	0.0%	0.0%	0.0%	0.0%	0.0%	0.0%			
AM Peak	08:00	07:00	09:00	10:00	07:00	07:00	07:00	07:00	06:00						07:00		
Vol.	46	14	16	112	242	119	11	4	1						529		
PM Peak Vol.																	
Total	1448	347	387	2747	6084	2381	231	28	4	1	1	0	0	0	13659		
Percent	10.6%	2.5%	2.8%	20.1%	44.5%	17.4%	1.7%	0.2%	0.0%	0.0%	0.0%	0.0%	0.0%	0.0%			

15th Percentile :	12 MPH
50th Percentile :	30 MPH
85th Percentile :	36 MPH
95th Percentile :	39 MPH

Stats

10 MPH Pace Speed :	28-37 MPH
Number in Pace :	7913
Percent in Pace :	57.9%
Number of Vehicles > 55 MPH :	2
Percent of Vehicles > 55 MPH :	0.0%
Mean Speed(Average) :	28 MPH

Pioneer Valley Planning Commission
60 Congress Street
Springfield, MA 01104
(413) 781-6045

Location : West Springfield
Operator : AB, MB
Counter # : 1478
Road Class : U0

Site Code: 9710
Station ID:
Lowell St.
N/O Memorial Ave
Latitude: 0' 0.0000 Undefined

SB

Start Time	1 15	16 20	21 25	26 30	31 35	36 40	41 45	46 50	51 55	56 60	61 65	66 70	71 75	76 999	Total	Pace Speed	Number in Pace
05/21/12	*	*	*	*	*	*	*	*	*	*	*	*	*	*	*	*	*
01:00	*	*	*	*	*	*	*	*	*	*	*	*	*	*	*	*	*
02:00	*	*	*	*	*	*	*	*	*	*	*	*	*	*	*	*	*
03:00	*	*	*	*	*	*	*	*	*	*	*	*	*	*	*	*	*
04:00	*	*	*	*	*	*	*	*	*	*	*	*	*	*	*	*	*
05:00	*	*	*	*	*	*	*	*	*	*	*	*	*	*	*	*	*
06:00	*	*	*	*	*	*	*	*	*	*	*	*	*	*	*	*	*
07:00	*	*	*	*	*	*	*	*	*	*	*	*	*	*	*	*	*
08:00	*	*	*	*	*	*	*	*	*	*	*	*	*	*	*	*	*
09:00	*	*	*	*	*	*	*	*	*	*	*	*	*	*	*	*	*
10:00	*	*	*	*	*	*	*	*	*	*	*	*	*	*	*	*	*
11:00	**35**	**5**	**2**	0	0	0	0	0	0	0	0	0	0	0	**42**	5-14	30
12 PM	16	**8**	4	0	0	0	0	0	0	0	0	0	0	0	28	7-16	16
13:00	**17**	8	3	0	0	0	0	0	0	0	0	0	0	0	28	4-13	17
14:00	7	6	2	0	0	0	0	0	0	0	0	0	0	0	15	9-18	8
15:00	17	7	6	0	0	0	0	0	0	0	0	0	0	0	**30**	6-15	17
16:00	11	6	4	0	0	0	0	0	0	0	0	0	0	0	21	5-14	12
17:00	2	2	**9**	1	0	0	0	0	0	0	0	0	0	0	14	17-26	9
18:00	5	4	2	0	0	0	0	0	0	0	0	0	0	0	11	5-14	6
19:00	5	0	1	**2**	0	0	0	0	0	0	0	0	0	0	8	2-11	5
20:00	2	3	1	0	0	0	0	0	0	0	0	0	0	0	6	14-23	3
21:00	1	2	2	0	0	0	0	0	0	0	0	0	0	0	5	11-20	3
22:00	0	3	2	0	0	0	0	0	0	0	0	0	0	0	5	13-22	4
23:00	0	1	1	0	0	0	0	0	0	0	0	0	0	0	2	19-28	1
Total	118	55	39	3	0	0	0	0	0	0	0	0	0	0	215		
Percent	54.9%	25.6%	18.1%	1.4%	0.0%	0.0%	0.0%	0.0%	0.0%	0.0%	0.0%	0.0%	0.0%	0.0%			
AM Peak	11:00	11:00	11:00												11:00		
Vol.	35	5	2												42		
PM Peak	13:00	12:00	17:00	19:00											15:00		
Vol.	17	8	9	2											30		

Pioneer Valley Planning Commission
60 Congress Street
Springfield, MA 01104
(413) 781-6045

Location : West Springfield
Operator : AB, MB
Counter # : 1478
Road Class : U0

Site Code: 9710
Station ID:
Lowell St.
N/O Memorial Ave
Latitude: 0' 0.0000 Undefined

SB

Start Time	1 15	16 20	21 25	26 30	31 35	36 40	41 45	46 50	51 55	56 60	61 65	66 70	71 75	76 999	Total	Pace Speed	Number in Pace
05/22/12	0	0	0	0	0	0	0	0	0	0	0	0	0	0	0	*	*
01:00	0	1	1	0	0	0	0	0	0	0	0	0	0	0	2	19-28	1
02:00	0	1	0	0	0	0	0	0	0	0	0	0	0	0	1	8-17	1
03:00	0	0	0	**1**	0	0	0	0	0	0	0	0	0	0	1	19-28	1
04:00	0	0	2	0	0	0	0	0	0	0	0	0	0	0	2	15-24	2
05:00	0	0	2	0	0	0	0	0	0	0	0	0	0	0	2	15-24	2
06:00	2	5	**3**	1	0	0	0	0	0	0	0	0	0	0	11	13-22	6
07:00	2	**13**	3	0	0	0	0	0	0	0	0	0	0	0	18	12-21	13
08:00	12	10	2	0	0	0	0	0	0	0	0	0	0	0	24	6-15	14
09:00	11	9	3	0	0	0	0	0	0	0	0	0	0	0	23	6-15	13
10:00	**20**	5	3	1	0	0	0	0	0	0	0	0	0	0	**29**	4-13	19
11:00	14	8	1	0	0	0	0	0	0	0	0	0	0	0	23	7-16	14
12 PM	12	6	3	0	0	0	0	0	0	0	0	0	0	0	21	7-16	12
13:00	19	9	**8**	**1**	0	0	0	0	0	0	0	0	0	0	**37**	6-15	20
14:00	**21**	9	6	0	0	0	0	0	0	0	0	0	0	0	36	6-15	21
15:00	16	**11**	6	1	0	0	0	0	0	0	0	0	0	0	34	7-16	18
16:00	2	11	6	1	0	0	0	0	0	0	0	0	0	0	20	12-21	13
17:00	2	2	7	0	0	0	0	0	0	0	0	0	0	0	11	16-25	7
18:00	5	6	3	0	0	0	0	0	0	0	0	0	0	0	14	12-21	7
19:00	0	4	4	0	0	0	0	0	0	0	0	0	0	0	8	14-23	6
20:00	0	5	2	0	0	0	0	0	0	0	0	0	0	0	7	15-24	5
21:00	1	1	4	0	0	0	0	0	0	0	0	0	0	0	6	16-25	4
22:00	1	4	1	1	0	0	0	0	0	0	0	0	0	0	7	13-22	4
23:00	0	0	0	0	0	0	0	0	0	0	0	0	0	0	0	*	*
Total	140	120	70	7	0	0	0	0	0	0	0	0	0	0	337		
Percent	41.5%	35.6%	20.8%	2.1%	0.0%	0.0%	0.0%	0.0%	0.0%	0.0%	0.0%	0.0%	0.0%	0.0%			
AM Peak	10:00	07:00	06:00	03:00											10:00		
Vol.	20	13	3	1											29		
PM Peak	14:00	15:00	13:00	13:00											13:00		
Vol.	21	11	8	1											37		

Pioneer Valley Planning Commission
60 Congress Street
Springfield, MA 01104
(413) 781-6045

Location : West Springfield
Operator : AB, MB
Counter # : 1478
Road Class : U0

Site Code: 9710
Station ID:
Lowell St.
N/O Memorial Ave
Latitude: 0' 0.0000 Undefined

SB

Start Time	1 15	16 20	21 25	26 30	31 35	36 40	41 45	46 50	51 55	56 60	61 65	66 70	71 75	76 999	Total	Pace Speed	Number in Pace
05/23/12	0	1	1	0	0	0	0	0	0	0	0	0	0	0	2	19-28	1
01:00	0	0	2	0	0	0	0	0	0	0	0	0	0	0	2	15-24	2
02:00	0	2	0	0	0	0	0	0	0	0	0	0	0	0	2	10-19	2
03:00	0	0	0	0	0	0	0	0	0	0	0	0	0	0	0	*	*
04:00	0	1	0	0	0	0	0	0	0	0	0	0	0	0	1	8-17	1
05:00	0	0	0	0	0	0	0	0	0	0	0	0	0	0	0	*	*
06:00	2	1	1	0	0	0	0	0	0	0	0	0	0	0	4	8-17	2
07:00	7	9	6	1	0	0	0	0	0	0	0	0	0	0	23	13-22	11
08:00	6	3	5	0	0	0	0	0	0	0	0	0	0	0	14	4-13	7
09:00	13	4	6	1	0	0	0	0	0	0	0	0	0	0	24	6-15	13
10:00	6	4	4	0	0	0	0	0	0	0	0	0	0	0	14	7-16	7
11:00	*	*	*	*	*	*	*	*	*	*	*	*	*	*	*	*	*
12 PM	*	*	*	*	*	*	*	*	*	*	*	*	*	*	*	*	*
13:00	*	*	*	*	*	*	*	*	*	*	*	*	*	*	*	*	*
14:00	*	*	*	*	*	*	*	*	*	*	*	*	*	*	*	*	*
15:00	*	*	*	*	*	*	*	*	*	*	*	*	*	*	*	*	*
16:00	*	*	*	*	*	*	*	*	*	*	*	*	*	*	*	*	*
17:00	*	*	*	*	*	*	*	*	*	*	*	*	*	*	*	*	*
18:00	*	*	*	*	*	*	*	*	*	*	*	*	*	*	*	*	*
19:00	*	*	*	*	*	*	*	*	*	*	*	*	*	*	*	*	*
20:00	*	*	*	*	*	*	*	*	*	*	*	*	*	*	*	*	*
21:00	*	*	*	*	*	*	*	*	*	*	*	*	*	*	*	*	*
22:00	*	*	*	*	*	*	*	*	*	*	*	*	*	*	*	*	*
23:00	*	*	*	*	*	*	*	*	*	*	*	*	*	*	*	*	*
Total	34	25	25	2	0	0	0	0	0	0	0	0	0	0	86		
Percent	39.5%	29.1%	29.1%	2.3%	0.0%	0.0%	0.0%	0.0%	0.0%	0.0%	0.0%	0.0%	0.0%	0.0%			
AM Peak	09:00	07:00	07:00	07:00											09:00		
Vol.	13	9	6	1											24		
PM Peak																	
Vol.																	
Total	292	200	134	12	0	0	0	0	0	0	0	0	0	0	638		
Percent	45.8%	31.3%	21.0%	1.9%	0.0%	0.0%	0.0%	0.0%	0.0%	0.0%	0.0%	0.0%	0.0%	0.0%			

15th Percentile :	5 MPH
50th Percentile :	12 MPH
85th Percentile :	20 MPH
95th Percentile :	23 MPH

Stats

10 MPH Pace Speed :	7-16 MPH
Number in Pace :	335
Percent in Pace :	52.5%
Number of Vehicles > 55 MPH :	0
Percent of Vehicles > 55 MPH :	0.0%
Mean Speed(Average) :	13 MPH

Pioneer Valley Planning Commission
60 Congress Street
Springfield, MA 01104
(413) 781-6045

Location : West Springfield
Operator : AB, MB
Counter # : 1478
Road Class : U0

Site Code: 9710
Station ID:
Lowell St.
N/O Memorial Ave
Latitude: 0' 0.0000 Undefined

NB

Start Time	1 15	16 20	21 25	26 30	31 35	36 40	41 45	46 50	51 55	56 60	61 65	66 70	71 75	76 999	Total	Pace Speed	Number in Pace
05/21/12	*	*	*	*	*	*	*	*	*	*	*	*	*	*	*	*	*
01:00	*	*	*	*	*	*	*	*	*	*	*	*	*	*	*	*	*
02:00	*	*	*	*	*	*	*	*	*	*	*	*	*	*	*	*	*
03:00	*	*	*	*	*	*	*	*	*	*	*	*	*	*	*	*	*
04:00	*	*	*	*	*	*	*	*	*	*	*	*	*	*	*	*	*
05:00	*	*	*	*	*	*	*	*	*	*	*	*	*	*	*	*	*
06:00	*	*	*	*	*	*	*	*	*	*	*	*	*	*	*	*	*
07:00	*	*	*	*	*	*	*	*	*	*	*	*	*	*	*	*	*
08:00	*	*	*	*	*	*	*	*	*	*	*	*	*	*	*	*	*
09:00	*	*	*	*	*	*	*	*	*	*	*	*	*	*	*	*	*
10:00	*	*	*	*	*	*	*	*	*	*	*	*	*	*	*	*	*
11:00	**36**	**2**	**1**	**1**	0	0	0	0	0	0	0	0	0	0	**40**	4-13	30
12 PM	**16**	4	6	0	0	0	0	0	0	0	0	0	0	0	**26**	4-13	16
13:00	15	**4**	2	0	0	0	0	0	0	0	0	0	0	0	21	4-13	14
14:00	5	3	**8**	1	**1**	0	0	0	0	0	0	0	0	0	18	15-24	8
15:00	**6**	**10**	7	1	0	0	0	0	0	0	0	0	0	0	24	14-23	12
16:00	8	10	8	0	0	0	0	0	0	0	0	0	0	0	26	9-18	13
17:00	2	3	7	0	0	0	0	0	0	0	0	0	0	0	12	17-26	7
18:00	1	7	2	**2**	0	0	0	0	0	0	0	0	0	0	12	12-21	8
19:00	**2**	**4**	3	0	0	0	0	0	0	0	0	0	0	0	9	10-19	5
20:00	2	2	2	1	0	0	0	0	0	0	0	0	0	0	7	4-13	3
21:00	1	**4**	2	0	0	0	0	0	0	0	0	0	0	0	7	15-24	4
22:00	0	1	7	0	0	0	0	0	0	0	0	0	0	0	8	18-27	7
23:00	2	2	4	0	0	0	0	0	0	0	0	0	0	0	8	17-26	4
Total	96	56	59	6	1	0	0	0	0	0	0	0	0	0	218		
Percent	44.0%	25.7%	27.1%	2.8%	0.5%	0.0%	0.0%	0.0%	0.0%	0.0%	0.0%	0.0%	0.0%	0.0%			
AM Peak	11:00	11:00	11:00	11:00											11:00		
Vol.	36	2	1	1											40		
PM Peak	12:00	15:00	14:00	18:00	14:00										12:00		
Vol.	16	10	8	2	1										26		

Pioneer Valley Planning Commission
60 Congress Street
Springfield, MA 01104
(413) 781-6045

Location : West Springfield
Operator : AB, MB
Counter # : 1478
Road Class : U0

Site Code: 9710
Station ID:
Lowell St.
N/O Memorial Ave
Latitude: 0' 0.0000 Undefined

NB

Start Time	1 15	16 20	21 25	26 30	31 35	36 40	41 45	46 50	51 55	56 60	61 65	66 70	71 75	76 999	Total	Pace Speed	Number in Pace
05/22/12	0	1	1	0	0	0	0	0	0	0	0	0	0	0	2	19-28	1
01:00	0	0	0	0	0	0	0	0	0	0	0	0	0	0	0	*	*
02:00	1	1	1	0	0	0	0	0	0	0	0	0	0	0	3	18-27	1
03:00	0	0	1	0	0	0	0	0	0	0	0	0	0	0	1	14-23	1
04:00	0	1	1	0	0	0	0	0	0	0	0	0	0	0	2	19-28	1
05:00	0	0	5	0	0	0	0	0	0	0	0	0	0	0	5	17-26	5
06:00	4	6	8	1	0	0	0	0	0	0	0	0	0	0	19	14-23	10
07:00	5	4	3	0	0	0	0	0	0	0	0	0	0	0	12	8-17	6
08:00	6	9	7	0	0	0	0	0	0	0	0	0	0	0	22	15-24	11
09:00	10	8	2	2	0	0	0	0	0	0	0	0	0	0	22	6-15	12
10:00	11	6	5	0	0	0	0	0	0	0	0	0	0	0	22	4-13	12
11:00	11	12	6	1	0	0	0	0	0	0	0	0	0	0	30	11-20	15
12 PM	5	15	10	0	0	0	0	0	0	0	0	0	0	0	30	14-23	18
13:00	8	5	1	0	0	0	0	0	0	0	0	0	0	0	14	8-17	8
14:00	8	9	7	0	0	0	0	0	0	0	0	0	0	0	24	8-17	12
15:00	3	7	7	0	0	0	0	0	0	0	0	0	0	0	17	13-22	10
16:00	1	8	11	3	0	0	0	0	0	0	0	0	0	0	23	16-25	15
17:00	0	6	8	4	0	0	0	0	0	0	0	0	0	0	18	18-27	11
18:00	2	6	4	1	0	0	0	0	0	0	0	0	0	0	13	15-24	7
19:00	1	1	8	0	0	0	0	0	0	0	0	0	0	0	10	17-26	8
20:00	0	7	1	1	0	0	0	0	0	0	0	0	0	0	9	11-20	7
21:00	0	3	4	1	0	0	0	0	0	0	0	0	0	0	8	18-27	5
22:00	0	1	2	2	0	0	0	0	0	0	0	0	0	0	5	22-31	3
23:00	0	1	0	0	0	0	0	0	0	0	0	0	0	0	1	8-17	1
Total	76	117	103	16	0	0	0	0	0	0	0	0	0	0	312		
Percent	24.4%	37.5%	33.0%	5.1%	0.0%	0.0%	0.0%	0.0%	0.0%	0.0%	0.0%	0.0%	0.0%	0.0%			
AM Peak	10:00	11:00	06:00	09:00											11:00		
Vol.	11	12	8	2											30		
PM Peak	13:00	12:00	16:00	17:00											12:00		
Vol.	8	15	11	4											30		

Pioneer Valley Planning Commission
60 Congress Street
Springfield, MA 01104
(413) 781-6045

Location : West Springfield
Operator : AB, MB
Counter # : 1478
Road Class : U0

Site Code: 9710
Station ID:
Lowell St.
N/O Memorial Ave
Latitude: 0' 0.0000 Undefined

NB

Start Time	1 15	16 20	21 25	26 30	31 35	36 40	41 45	46 50	51 55	56 60	61 65	66 70	71 75	76 999	Total	Pace Speed	Number in Pace
05/23/12	0	1	0	0	0	0	0	0	0	0	0	0	0	0	1	8-17	1
01:00	1	2	1	0	0	0	0	0	0	0	0	0	0	0	4	15-24	2
02:00	0	1	1	0	0	0	0	0	0	0	0	0	0	0	2	19-28	1
03:00	1	1	0	0	0	0	0	0	0	0	0	0	0	0	2	12-21	1
04:00	0	1	0	0	0	0	0	0	0	0	0	0	0	0	1	8-17	1
05:00	**16**	0	0	0	0	0	0	0	0	0	0	0	0	0	16	3-12	13
06:00	13	2	5	1	0	0	0	0	0	0	0	0	0	0	**21**	4-13	13
07:00	5	6	5	0	0	0	0	0	0	0	0	0	0	0	16	8-17	8
08:00	5	**7**	4	1	0	0	0	0	0	0	0	0	0	0	17	10-19	9
09:00	14	2	1	**3**	0	0	0	0	0	0	0	0	0	0	20	3-12	13
10:00	3	4	**6**	0	0	0	0	0	0	0	0	0	0	0	13	14-23	7
11:00	*	*	*	*	*	*	*	*	*	*	*	*	*	*	*	*	*
12 PM	*	*	*	*	*	*	*	*	*	*	*	*	*	*	*	*	*
13:00	*	*	*	*	*	*	*	*	*	*	*	*	*	*	*	*	*
14:00	*	*	*	*	*	*	*	*	*	*	*	*	*	*	*	*	*
15:00	*	*	*	*	*	*	*	*	*	*	*	*	*	*	*	*	*
16:00	*	*	*	*	*	*	*	*	*	*	*	*	*	*	*	*	*
17:00	*	*	*	*	*	*	*	*	*	*	*	*	*	*	*	*	*
18:00	*	*	*	*	*	*	*	*	*	*	*	*	*	*	*	*	*
19:00	*	*	*	*	*	*	*	*	*	*	*	*	*	*	*	*	*
20:00	*	*	*	*	*	*	*	*	*	*	*	*	*	*	*	*	*
21:00	*	*	*	*	*	*	*	*	*	*	*	*	*	*	*	*	*
22:00	*	*	*	*	*	*	*	*	*	*	*	*	*	*	*	*	*
23:00	*	*	*	*	*	*	*	*	*	*	*	*	*	*	*	*	*
Total	58	27	23	5	0	0	0	0	0	0	0	0	0	0	113		
Percent	51.3%	23.9%	20.4%	4.4%	0.0%	0.0%	0.0%	0.0%	0.0%	0.0%	0.0%	0.0%	0.0%	0.0%			
AM Peak	05:00	08:00	10:00	09:00											06:00		
Vol.	16	7	6	3											21		
PM Peak																	
Vol.																	
Total	230	200	185	27	1	0	0	0	0	0	0	0	0	0	643		
Percent	35.8%	31.1%	28.8%	4.2%	0.2%	0.0%	0.0%	0.0%	0.0%	0.0%	0.0%	0.0%	0.0%	0.0%			

15th Percentile :	6 MPH
50th Percentile :	13 MPH
85th Percentile :	21 MPH
95th Percentile :	25 MPH

Stats

10 MPH Pace Speed :	8-17 MPH
Number in Pace :	300
Percent in Pace :	46.7%
Number of Vehicles > 55 MPH :	0
Percent of Vehicles > 55 MPH :	0.0%
Mean Speed(Average) :	15 MPH

Pioneer Valley Planning Commission
60 Congress Street
Springfield, MA 01104
(413) 781-6045

Location : West Springfield
Operator : AB, MB
Counter # : 1601
Road Class : U6

Site Code: 9711
Station ID:
Day St
@ Railyard
Latitude: 0' 0.0000 Undefined

NB	1	16	21	26	31	36	41	46	51	56	61	66	71	76		Pace	Number
Start Time	15	20	25	30	35	40	45	50	55	60	65	70	75	999	Total	Speed	in Pace
06/19/12	*	*	*	*	*	*	*	*	*	*	*	*	*	*	*	*	*
01:00	*	*	*	*	*	*	*	*	*	*	*	*	*	*	*	*	*
02:00	*	*	*	*	*	*	*	*	*	*	*	*	*	*	*	*	*
03:00	*	*	*	*	*	*	*	*	*	*	*	*	*	*	*	*	*
04:00	*	*	*	*	*	*	*	*	*	*	*	*	*	*	*	*	*
05:00	*	*	*	*	*	*	*	*	*	*	*	*	*	*	*	*	*
06:00	*	*	*	*	*	*	*	*	*	*	*	*	*	*	*	*	*
07:00	*	*	*	*	*	*	*	*	*	*	*	*	*	*	*	*	*
08:00	*	*	*	*	*	*	*	*	*	*	*	*	*	*	*	*	*
09:00	*	*	*	*	*	*	*	*	*	*	*	*	*	*	12	4-13	8
10:00	**8**	**4**	0	0	0	0	0	0	0	0	0	0	0	0	**13**	5-14	7
11:00	6	4	**2**	**1**	0	0	0	0	0	0	0	0	0	0	35	7-16	21
12 PM	18	15	2	0	0	0	0	0	0	0	0	0	0	0	25	6-15	15
13:00	14	7	4	0	0	0	0	0	0	0	0	0	0	0	31	6-15	17
14:00	14	12	4	1	0	0	0	0	0	0	0	0	0	0	**54**	6-15	32
15:00	**31**	**17**	6	0	0	0	0	0	0	0	0	0	0	0	22	16-25	9
16:00	7	5	**8**	**2**	0	0	0	0	0	0	0	0	0	0	10	4-13	5
17:00	4	2	3	1	0	0	0	0	0	0	0	0	0	0	5	11-20	3
18:00	2	3	0	0	0	0	0	0	0	0	0	0	0	0	4	5-14	2
19:00	2	0	2	0	0	0	0	0	0	0	0	0	0	0	4	12-21	3
20:00	0	2	2	0	0	0	0	0	0	0	0	0	0	0	0	*	*
21:00	0	0	0	0	0	0	0	0	0	0	0	0	0	0	0	*	*
22:00	0	0	0	0	0	0	0	0	0	0	0	0	0	0	2	5-14	1
23:00	1	0	1	0	0	0	0	0	0	0	0	0	0	0	217		
Total	107	71	34	5	0	0	0	0	0	0	0	0	0	0			
Percent	49.3%	32.7%	15.7%	2.3%	0.0%	0.0%	0.0%	0.0%	0.0%	0.0%	0.0%	0.0%	0.0%	0.0%			
AM Peak	10:00	10:00	11:00	11:00											11:00		
Vol.	8	4	2	1											13		
PM Peak	15:00	15:00	16:00	16:00											15:00		
Vol.	31	17	8	2											54		

Pioneer Valley Planning Commission
60 Congress Street
Springfield, MA 01104
(413) 781-6045

Location : West Springfield
Operator : AB, MB
Counter # : 1601
Road Class : U6

Site Code: 9711
Station ID:
Day St
@ Railyard
Latitude: 0' 0.0000 Undefined

NB

Start Time	1 15	16 20	21 25	26 30	31 35	36 40	41 45	46 50	51 55	56 60	61 65	66 70	71 75	76 999	Total	Pace Speed	Number in Pace
06/20/12	0	1	0	0	0	0	0	0	0	0	0	0	0	0	1	8-17	1
01:00	0	0	0	0	0	0	0	0	0	0	0	0	0	0	0	*	*
02:00	2	0	0	0	0	0	0	0	0	0	0	0	0	0	2	2-11	2
03:00	2	1	0	0	0	0	0	0	0	0	0	0	0	0	3	2-11	2
04:00	0	1	0	1	0	0	0	0	0	0	0	0	0	0	2	13-22	1
05:00	0	2	2	1	0	0	0	0	0	0	0	0	0	0	5	18-27	3
06:00	**16**	1	1	0	0	0	0	0	0	0	0	0	0	0	18	4-13	14
07:00	13	5	**7**	**2**	0	0	0	0	0	0	0	0	0	0	**27**	5-14	14
08:00	7	6	5	2	0	0	0	0	0	0	0	0	0	0	20	9-18	9
09:00	12	5	5	0	0	0	0	0	0	0	0	0	0	0	22	7-16	12
10:00	15	5	2	0	0	0	0	0	0	0	0	0	0	0	22	6-15	14
11:00	11	**9**	2	0	0	0	0	0	0	0	0	0	0	0	22	7-16	13
12 PM	8	**7**	4	0	0	0	0	0	0	0	0	0	0	0	19	6-15	10
13:00	4	4	3	0	0	0	0	0	0	0	0	0	0	0	11	14-23	5
14:00	**14**	6	**6**	0	0	0	0	0	0	0	0	0	0	0	**26**	5-14	15
15:00	3	4	0	0	0	0	0	0	0	0	0	0	0	0	7	12-21	4
16:00	5	3	3	**2**	0	0	0	0	0	0	0	0	0	0	13	4-13	6
17:00	2	0	**4**	1	0	0	0	0	0	0	0	0	0	0	7	18-27	4
18:00	7	1	5	2	0	0	0	0	0	0	0	0	0	0	15	6-15	7
19:00	2	1	2	0	0	0	0	0	0	0	0	0	0	0	5	9-18	2
20:00	0	0	0	0	0	0	0	0	0	0	0	0	0	0	0	*	*
21:00	9	0	0	0	0	0	0	0	0	0	0	0	0	0	9	5-14	7
22:00	1	2	0	0	0	0	0	0	0	0	0	0	0	0	3	11-20	2
23:00	0	0	0	0	0	0	0	0	0	0	0	0	0	0	0	*	*
Total	133	64	51	11	0	0	0	0	0	0	0	0	0	0	259		
Percent	51.4%	24.7%	19.7%	4.2%	0.0%	0.0%	0.0%	0.0%	0.0%	0.0%	0.0%	0.0%	0.0%	0.0%			
AM Peak	06:00	11:00	07:00	07:00											07:00		
Vol.	16	9	7	2											27		
PM Peak	14:00	12:00	14:00	16:00											14:00		
Vol.	14	7	6	2											26		

Pioneer Valley Planning Commission
60 Congress Street
Springfield, MA 01104
(413) 781-6045

Location : West Springfield
Operator : AB, MB
Counter # : 1601
Road Class : U6

Site Code: 9711
Station ID:
Day St
@ Railyard
Latitude: 0' 0.0000 Undefined

NB

Start Time	1 15	16 20	21 25	26 30	31 35	36 40	41 45	46 50	51 55	56 60	61 65	66 70	71 75	76 999	Total	Pace Speed	Number in Pace
06/21/12	1	0	0	0	0	0	0	0	0	0	0	0	0	0	1	*	1
01:00	3	2	0	0	0	0	0	0	0	0	0	0	0	0	5	8-17	3
02:00	0	0	1	0	0	0	0	0	0	0	0	0	0	0	1	14-23	1
03:00	2	0	0	0	0	0	0	0	0	0	0	0	0	0	2	2-11	2
04:00	0	0	0	1	0	0	0	0	0	0	0	0	0	0	1	19-28	1
05:00	3	0	3	0	0	0	0	0	0	0	0	0	0	0	6	5-14	3
06:00	6	0	2	0	0	0	0	0	0	0	0	0	0	0	8	6-15	5
07:00	4	7	6	2	0	0	0	0	0	0	0	0	0	0	19	16-25	9
08:00	4	5	4	1	0	0	0	0	0	0	0	0	0	0	14	10-19	7
09:00	6	7	7	2	0	0	0	0	0	0	0	0	0	0	22	14-23	10
10:00	5	3	3	1	0	0	0	0	0	0	0	0	0	0	12	4-13	6
11:00	*	*	*	*	*	*	*	*	*	*	*	*	*	*	*	*	*
12 PM	*	*	*	*	*	*	*	*	*	*	*	*	*	*	*	*	*
13:00	*	*	*	*	*	*	*	*	*	*	*	*	*	*	*	*	*
14:00	*	*	*	*	*	*	*	*	*	*	*	*	*	*	*	*	*
15:00	*	*	*	*	*	*	*	*	*	*	*	*	*	*	*	*	*
16:00	*	*	*	*	*	*	*	*	*	*	*	*	*	*	*	*	*
17:00	*	*	*	*	*	*	*	*	*	*	*	*	*	*	*	*	*
18:00	*	*	*	*	*	*	*	*	*	*	*	*	*	*	*	*	*
19:00	*	*	*	*	*	*	*	*	*	*	*	*	*	*	*	*	*
20:00	*	*	*	*	*	*	*	*	*	*	*	*	*	*	*	*	*
21:00	*	*	*	*	*	*	*	*	*	*	*	*	*	*	*	*	*
22:00	*	*	*	*	*	*	*	*	*	*	*	*	*	*	*	*	*
23:00	*	*	*	*	*	*	*	*	*	*	*	*	*	*	*	*	*
Total	34	24	26	7	0	0	0	0	0	0	0	0	0	0	91		
Percent	37.4%	26.4%	28.6%	7.7%	0.0%	0.0%	0.0%	0.0%	0.0%	0.0%	0.0%	0.0%	0.0%	0.0%			
AM Peak	06:00	07:00	09:00	07:00											09:00		
Vol.	6	7	7	2											22		
PM Peak																	
Vol.																	
Total	274	159	111	23	0	0	0	0	0	0	0	0	0	0	567		
Percent	48.3%	28.0%	19.6%	4.1%	0.0%	0.0%	0.0%	0.0%	0.0%	0.0%	0.0%	0.0%	0.0%	0.0%			

15th Percentile :	5 MPH
50th Percentile :	11 MPH
85th Percentile :	20 MPH
95th Percentile :	24 MPH

Stats

10 MPH Pace Speed :	6-15 MPH
Number in Pace :	303
Percent in Pace :	53.4%
Number of Vehicles > 55 MPH :	0
Percent of Vehicles > 55 MPH :	0.0%
Mean Speed(Average) :	13 MPH

Pioneer Valley Planning Commission
60 Congress Street
Springfield, MA 01104
(413) 781-6045

Location : West Springfield
Operator : AB, MB
Counter # : 1601
Road Class : U6

Site Code: 9711
Station ID:
Day St
@ Railyard
Latitude: 0' 0.0000 Undefined

SB

Start Time	1 15	16 20	21 25	26 30	31 35	36 40	41 45	46 50	51 55	56 60	61 65	66 70	71 75	76 999	Total	Pace Speed	Number in Pace
06/19/12	*	*	*	*	*	*	*	*	*	*	*	*	*	*	*	*	*
01:00	*	*	*	*	*	*	*	*	*	*	*	*	*	*	*	*	*
02:00	*	*	*	*	*	*	*	*	*	*	*	*	*	*	*	*	*
03:00	*	*	*	*	*	*	*	*	*	*	*	*	*	*	*	*	*
04:00	*	*	*	*	*	*	*	*	*	*	*	*	*	*	*	*	*
05:00	*	*	*	*	*	*	*	*	*	*	*	*	*	*	*	*	*
06:00	*	*	*	*	*	*	*	*	*	*	*	*	*	*	*	*	*
07:00	*	*	*	*	*	*	*	*	*	*	*	*	*	*	*	*	*
08:00	*	*	*	*	*	*	*	*	*	*	*	*	*	*	*	*	*
09:00	*	*	*	*	*	*	*	*	*	*	*	*	*	*	*	*	*
10:00	6	1	1	0	0	0	0	0	0	0	0	0	0	0	8	6-15	5
11:00	**8**	**2**	1	0	0	0	0	0	0	0	0	0	0	0	**11**	6-15	7
12 PM	14	5	5	0	0	0	0	0	0	0	0	0	0	0	24	5-14	14
13:00	14	**8**	3	1	0	0	0	0	0	0	0	0	0	0	26	5-14	15
14:00	7	6	4	0	0	0	0	0	0	0	0	0	0	0	17	6-15	9
15:00	**23**	6	4	1	0	0	0	0	0	0	0	0	0	0	**34**	4-13	22
16:00	9	6	**7**	1	0	0	0	0	0	0	0	0	0	0	23	5-14	11
17:00	0	6	1	0	0	0	0	0	0	0	0	0	0	0	7	11-20	6
18:00	1	1	0	0	0	0	0	0	0	0	0	0	0	0	2	12-21	1
19:00	1	2	0	0	0	0	0	0	0	0	0	0	0	0	3	11-20	2
20:00	0	2	0	0	0	0	0	0	0	0	0	0	0	0	2	10-19	2
21:00	0	0	0	0	0	0	0	0	0	0	0	0	0	0	0	*	*
22:00	0	0	0	0	0	0	0	0	0	0	0	0	0	0	0	*	*
23:00	0	3	0	**2**	0	0	0	0	0	0	0	0	0	0	5	13-22	3
Total	83	48	26	5	0	0	0	0	0	0	0	0	0	0	162		
Percent	51.2%	29.6%	16.0%	3.1%	0.0%	0.0%	0.0%	0.0%	0.0%	0.0%	0.0%	0.0%	0.0%	0.0%			
AM Peak	11:00	11:00	10:00												11:00		
Vol.	8	2	1												11		
PM Peak	15:00	13:00	16:00	23:00											15:00		
Vol.	23	8	7	2											34		

Pioneer Valley Planning Commission
60 Congress Street
Springfield, MA 01104
(413) 781-6045

Location : West Springfield
Operator : AB, MB
Counter # : 1601
Road Class : U6

Site Code: 9711
Station ID:
Day St
@ Railyard
Latitude: 0' 0.0000 Undefined

SB

Start Time	1 15	16 20	21 25	26 30	31 35	36 40	41 45	46 50	51 55	56 60	61 65	66 70	71 75	76 999	Total	Pace Speed	Number in Pace
06/20/12	0	1	1	0	0	0	0	0	0	0	0	0	0	0	2	19-28	1
01:00	0	0	0	0	0	0	0	0	0	0	0	0	0	0	0	*	*
02:00	2	0	0	0	0	0	0	0	0	0	0	0	0	0	2	2-11	2
03:00	0	0	0	0	0	0	0	0	0	0	0	0	0	0	0	*	*
04:00	0	0	0	0	0	0	0	0	0	0	0	0	0	0	0	*	*
05:00	1	0	1	0	0	0	0	0	0	0	0	0	0	0	2	5-14	1
06:00	3	1	1	0	0	0	0	0	0	0	0	0	0	0	5	2-11	3
07:00	14	3	2	0	0	0	0	0	0	0	0	0	0	0	19	4-13	13
08:00	19	6	1	0	0	0	0	0	0	0	0	0	0	0	26	6-15	17
09:00	3	4	1	0	0	0	0	0	0	0	0	0	0	0	8	9-18	5
10:00	5	5	3	0	0	0	0	0	0	0	0	0	0	0	13	7-16	7
11:00	7	3	5	1	0	0	0	0	0	0	0	0	0	0	16	4-13	8
12 PM	2	1	1	0	0	0	0	0	0	0	0	0	0	0	4	8-17	2
13:00	2	4	3	0	0	0	0	0	0	0	0	0	0	0	9	10-19	5
14:00	7	6	2	0	0	0	0	0	0	0	0	0	0	0	15	9-18	8
15:00	3	2	2	0	0	0	0	0	0	0	0	0	0	0	7	6-15	4
16:00	4	5	2	0	0	0	0	0	0	0	0	0	0	0	11	10-19	6
17:00	0	2	3	0	0	0	0	0	0	0	0	0	0	0	5	14-23	4
18:00	3	3	3	1	0	0	0	0	0	0	0	0	0	0	10	16-25	4
19:00	0	2	1	0	0	0	0	0	0	0	0	0	0	0	3	16-25	2
20:00	0	0	1	0	0	0	0	0	0	0	0	0	0	0	1	14-23	1
21:00	3	0	2	0	0	0	0	0	0	0	0	0	0	0	5	1-10	3
22:00	0	2	1	0	0	0	0	0	0	0	0	0	0	0	3	16-25	2
23:00	1	1	0	1	0	0	0	0	0	0	0	0	0	0	3	13-22	1
Total	79	51	36	3	0	0	0	0	0	0	0	0	0	0	169		
Percent	46.7%	30.2%	21.3%	1.8%	0.0%	0.0%	0.0%	0.0%	0.0%	0.0%	0.0%	0.0%	0.0%	0.0%			
AM Peak	08:00	08:00	11:00	11:00											08:00		
Vol.	19	6	5	1											26		
PM Peak	14:00	14:00	13:00	18:00											14:00		
Vol.	7	6	3	1											15		

Pioneer Valley Planning Commission
60 Congress Street
Springfield, MA 01104
(413) 781-6045

Location : West Springfield
Operator : AB, MB
Counter # : 1601
Road Class : U6

Site Code: 9711
Station ID:
Day St
@ Railyard
Latitude: 0' 0.0000 Undefined

SB

Start Time	1 15	16 20	21 25	26 30	31 35	36 40	41 45	46 50	51 55	56 60	61 65	66 70	71 75	76 999	Total	Pace Speed	Number in Pace
06/21/12	1	0	1	0	0	0	0	0	0	0	0	0	0	0	2	5-14	1
01:00	0	0	1	0	0	0	0	0	0	0	0	0	0	0	1	14-23	1
02:00	0	0	0	0	0	0	0	0	0	0	0	0	0	0	0	*	*
03:00	0	0	0	0	0	0	0	0	0	0	0	0	0	0	0	*	*
04:00	0	0	0	0	0	0	0	0	0	0	0	0	0	0	0	*	*
05:00	3	2	1	0	0	0	0	0	0	0	0	0	0	0	6	9-18	3
06:00	1	2	3	0	0	0	0	0	0	0	0	0	0	0	6	15-24	4
07:00	6	2	4	0	0	0	0	0	0	0	0	0	0	0	12	7-16	6
08:00	13	10	2	0	0	0	0	0	0	0	0	0	0	0	25	7-16	15
09:00	6	4	3	0	0	0	0	0	0	0	0	0	0	0	13	5-14	7
10:00	6	3	4	0	0	0	0	0	0	0	0	0	0	0	13	5-14	7
11:00	*	*	*	*	*	*	*	*	*	*	*	*	*	*	*	*	*
12 PM	*	*	*	*	*	*	*	*	*	*	*	*	*	*	*	*	*
13:00	*	*	*	*	*	*	*	*	*	*	*	*	*	*	*	*	*
14:00	*	*	*	*	*	*	*	*	*	*	*	*	*	*	*	*	*
15:00	*	*	*	*	*	*	*	*	*	*	*	*	*	*	*	*	*
16:00	*	*	*	*	*	*	*	*	*	*	*	*	*	*	*	*	*
17:00	*	*	*	*	*	*	*	*	*	*	*	*	*	*	*	*	*
18:00	*	*	*	*	*	*	*	*	*	*	*	*	*	*	*	*	*
19:00	*	*	*	*	*	*	*	*	*	*	*	*	*	*	*	*	*
20:00	*	*	*	*	*	*	*	*	*	*	*	*	*	*	*	*	*
21:00	*	*	*	*	*	*	*	*	*	*	*	*	*	*	*	*	*
22:00	*	*	*	*	*	*	*	*	*	*	*	*	*	*	*	*	*
23:00	*	*	*	*	*	*	*	*	*	*	*	*	*	*	*	*	*
Total	36	23	19	0	0	0	0	0	0	0	0	0	0	0	78		
Percent	46.2%	29.5%	24.4%	0.0%	0.0%	0.0%	0.0%	0.0%	0.0%	0.0%	0.0%	0.0%	0.0%	0.0%			
AM Peak	08:00	08:00	07:00												08:00		
Vol.	13	10	4												25		
PM Peak																	
Vol.																	
Total	198	122	81	8	0	0	0	0	0	0	0	0	0	0	409		
Percent	48.4%	29.8%	19.8%	2.0%	0.0%	0.0%	0.0%	0.0%	0.0%	0.0%	0.0%	0.0%	0.0%	0.0%			

	15th Percentile :	5 MPH
	50th Percentile :	11 MPH
	85th Percentile :	19 MPH
	95th Percentile :	23 MPH
Stats	10 MPH Pace Speed :	6-15 MPH
	Number in Pace :	220
	Percent in Pace :	53.8%
	Number of Vehicles > 55 MPH :	0
	Percent of Vehicles > 55 MPH :	0.0%
	Mean Speed(Average) :	13 MPH

Pioneer Valley Planning Commission
60 Congress Street
Springfield, MA 01104
(413) 781-6045

Location : West Springfield
Operator : AB, AG
Counter # : 1605
Road Class : U3

Site Code: 9727
Station ID:
Park St
W/O Lathrop St
Latitude: 0' 0.0000 Undefined

WB

Start Time	1 15	16 20	21 25	26 30	31 35	36 40	41 45	46 50	51 55	56 60	61 65	66 70	71 75	76 999	Total	Pace Speed	Number in Pace
07/10/12	*	*	*	*	*	*	*	*	*	*	*	*	*	*	*	*	*
01:00	*	*	*	*	*	*	*	*	*	*	*	*	*	*	*	*	*
02:00	*	*	*	*	*	*	*	*	*	*	*	*	*	*	*	*	*
03:00	*	*	*	*	*	*	*	*	*	*	*	*	*	*	*	*	*
04:00	*	*	*	*	*	*	*	*	*	*	*	*	*	*	*	*	*
05:00	*	*	*	*	*	*	*	*	*	*	*	*	*	*	*	*	*
06:00	*	*	*	*	*	*	*	*	*	*	*	*	*	*	*	*	*
07:00	*	*	*	*	*	*	*	*	*	*	*	*	*	*	*	*	*
08:00	*	*	*	*	*	*	*	*	*	*	*	*	*	*	*	*	*
09:00	*	*	*	*	*	*	*	*	*	*	*	*	*	*	*	*	*
10:00	**58**	33	105	328	265	67	**14**	0	0	0	0	0	0	0	870	25-34	507
11:00	57	**35**	**147**	**418**	**312**	**74**	13	**2**	0	0	0	0	0	0	**1058**	25-34	639
12 PM	55	25	146	416	347	84	8	1	**1**	0	0	0	0	0	1083	25-34	667
13:00	50	23	108	399	354	86	9	3	0	0	0	0	0	0	1032	26-35	653
14:00	58	29	**176**	443	316	74	13	0	0	0	0	0	0	0	1109	25-34	674
15:00	**41**	17	102	**487**	392	96	13	0	0	0	0	0	0	0	1148	26-35	770
16:00	**79**	**51**	151	485	360	84	10	0	0	0	0	0	0	0	1220	25-34	726
17:00	59	13	86	449	**493**	122	17	0	0	0	0	0	0	0	**1239**	26-35	818
18:00	27	16	70	217	349	**129**	**19**	1	0	0	0	0	0	0	828	27-36	515
19:00	14	8	26	187	269	111	17	**7**	0	0	0	0	0	0	639	27-36	418
20:00	14	10	38	137	213	78	9	5	0	0	**1**	0	0	0	505	27-36	319
21:00	19	4	32	178	177	47	6	0	0	0	0	0	0	0	463	26-35	310
22:00	8	3	20	116	144	42	9	1	0	**1**	0	0	0	0	344	27-36	232
23:00	4	1	14	52	100	50	14	2	1	0	0	0	0	0	238	28-37	149
Total	543	268	1221	4312	4091	1144	171	22	2	1	1	0	0	0	11776		
Percent	4.6%	2.3%	10.4%	36.6%	34.7%	9.7%	1.5%	0.2%	0.0%	0.0%	0.0%	0.0%	0.0%	0.0%			
AM Peak	10:00	11:00	11:00	11:00	11:00	11:00	10:00	11:00							11:00		
Vol.	58	35	147	418	312	74	14	2							1058		
PM Peak	16:00	16:00	14:00	15:00	17:00	18:00	18:00	19:00	12:00	22:00	20:00				17:00		
Vol.	79	51	176	487	493	129	19	7	1	1	1				1239		

Pioneer Valley Planning Commission
60 Congress Street
Springfield, MA 01104
(413) 781-6045

Location : West Springfield
Operator : AB, AG
Counter # : 1605
Road Class : U3

Site Code: 9727
Station ID:
Park St
W/O Lathrop St
Latitude: 0' 0.0000 Undefined

WB

Start Time	1 15	16 20	21 25	26 30	31 35	36 40	41 45	46 50	51 55	56 60	61 65	66 70	71 75	76 999	Total	Pace Speed	Number in Pace
07/11/12	2	0	6	43	71	31	8	1	0	0	0	0	0	0	162	28-37	108
01:00	0	3	4	17	29	17	6	0	0	0	0	0	0	0	76	29-38	45
02:00	0	0	4	18	17	12	3	2	0	0	0	0	0	0	56	27-36	33
03:00	0	0	5	20	30	17	7	1	**1**	0	0	0	0	0	81	28-37	49
04:00	0	0	3	18	27	38	6	1	0	0	0	0	0	0	93	31-40	60
05:00	4	5	8	37	97	64	15	2	1	0	0	0	0	0	233	30-39	148
06:00	18	1	25	93	195	110	26	**9**	1	**1**	0	0	0	0	479	29-38	289
07:00	32	13	50	177	319	**133**	**30**	1	1	0	0	0	0	0	756	28-37	459
08:00	38	22	91	265	**354**	129	20	4	0	0	0	0	0	0	923	27-36	551
09:00	45	19	133	304	337	117	7	0	0	0	0	0	0	0	962	26-35	567
10:00	43	18	111	348	312	112	16	2	0	0	0	0	0	0	962	26-35	581
11:00	**56**	**36**	**135**	**378**	311	93	9	0	0	0	0	0	0	0	**1018**	25-34	598
12 PM	57	35	129	378	335	80	16	2	0	0	0	0	0	0	1032	26-35	615
13:00	**44**	28	120	406	322	73	4	0	0	0	0	0	0	0	997	25-34	635
14:00	45	28	74	350	382	90	10	**4**	0	0	0	0	0	0	983	26-35	632
15:00	75	28	109	399	423	104	11	2	0	0	0	0	0	0	1151	26-35	704
16:00	**78**	**42**	**137**	**469**	435	96	5	0	1	0	0	0	0	0	**1263**	26-35	772
17:00	51	8	87	374	**537**	144	24	3	1	0	0	0	0	0	1229	27-36	808
18:00	18	6	39	206	306	**160**	**27**	4	1	0	0	0	0	0	767	28-37	483
19:00	14	8	29	187	284	120	25	1	0	0	0	0	0	0	668	27-36	435
20:00	15	2	33	150	247	82	11	2	0	0	0	0	0	0	542	27-36	363
21:00	15	10	53	204	186	60	9	1	1	0	0	0	0	0	539	26-35	346
22:00	11	4	23	99	152	50	4	1	**2**	0	0	0	0	0	346	27-36	227
23:00	5	2	20	58	107	**42**	16	1	1	0	0	0	0	0	252	28-37	156
Total	666	318	1428	4998	5815	1974	315	44	11	1	0	0	0	0	15570		
Percent	4.3%	2.0%	9.2%	32.1%	37.3%	12.7%	2.0%	0.3%	0.1%	0.0%	0.0%	0.0%	0.0%	0.0%			
AM Peak	11:00	11:00	11:00	11:00	08:00	07:00	07:00	06:00	03:00	06:00					11:00		
Vol.	56	36	135	378	354	133	30	9	1	1					1018		
PM Peak	16:00	16:00	16:00	16:00	17:00	18:00	18:00	14:00	22:00						16:00		
Vol.	78	42	137	469	537	160	27	4	2						1263		

Pioneer Valley Planning Commission
60 Congress Street
Springfield, MA 01104
(413) 781-6045

Location : West Springfield
Operator : AB, AG
Counter # : 1605
Road Class : U3

Site Code: 9727
Station ID:
Park St
W/O Lathrop St
Latitude: 0' 0.0000 Undefined

WB

Start Time	1 15	16 20	21 25	26 30	31 35	36 40	41 45	46 50	51 55	56 60	61 65	66 70	71 75	76 999	Total	Pace Speed	Number in Pace
07/12/12	5	0	12	37	67	27	4	1	0	0	0	0	0	0	153	28-37	97
01:00	0	3	7	22	29	19	1	1	0	0	0	0	0	0	82	27-36	49
02:00	1	0	4	17	22	16	4	0	0	0	0	0	0	0	64	28-37	38
03:00	0	0	4	19	32	13	4	0	0	0	0	0	0	0	72	28-37	49
04:00	2	0	4	9	45	34	7	2	0	0	0	0	0	0	103	31-40	70
05:00	4	0	8	44	96	68	24	1	1	0	0	0	0	0	246	30-39	153
06:00	12	6	26	91	219	148	39	1	0	0	0	0	0	0	542	30-39	338
07:00	29	15	34	206	336	121	27	5	0	2	0	0	0	0	775	27-36	490
08:00	46	8	82	308	377	111	19	1	0	0	0	0	0	0	952	27-36	600
09:00	32	16	96	347	324	98	13	0	0	0	0	0	0	0	926	26-35	592
10:00	*	*	*	*	*	*	*	*	*	*	*	*	*	*	*	*	*
11:00	*	*	*	*	*	*	*	*	*	*	*	*	*	*	*	*	*
12 PM	*	*	*	*	*	*	*	*	*	*	*	*	*	*	*	*	*
13:00	*	*	*	*	*	*	*	*	*	*	*	*	*	*	*	*	*
14:00	*	*	*	*	*	*	*	*	*	*	*	*	*	*	*	*	*
15:00	*	*	*	*	*	*	*	*	*	*	*	*	*	*	*	*	*
16:00	*	*	*	*	*	*	*	*	*	*	*	*	*	*	*	*	*
17:00	*	*	*	*	*	*	*	*	*	*	*	*	*	*	*	*	*
18:00	*	*	*	*	*	*	*	*	*	*	*	*	*	*	*	*	*
19:00	*	*	*	*	*	*	*	*	*	*	*	*	*	*	*	*	*
20:00	*	*	*	*	*	*	*	*	*	*	*	*	*	*	*	*	*
21:00	*	*	*	*	*	*	*	*	*	*	*	*	*	*	*	*	*
22:00	*	*	*	*	*	*	*	*	*	*	*	*	*	*	*	*	*
23:00	*	*	*	*	*	*	*	*	*	*	*	*	*	*	*	*	*
Total	131	48	277	1100	1547	655	142	12	1	2	0	0	0	0	3915		
Percent	3.3%	1.2%	7.1%	28.1%	39.5%	16.7%	3.6%	0.3%	0.0%	0.1%	0.0%	0.0%	0.0%	0.0%			
AM Peak	08:00	09:00	09:00	09:00	08:00	06:00	06:00	07:00	05:00	07:00					08:00		
Vol.	46	16	96	347	377	148	39	5	1	2					952		
PM Peak																	
Vol.																	
Total	1340	634	2926	10410	11453	3773	628	78	14	4	1	0	0	0	31261		
Percent	4.3%	2.0%	9.4%	33.3%	36.6%	12.1%	2.0%	0.2%	0.0%	0.0%	0.0%	0.0%	0.0%	0.0%			

	15th Percentile :	22 MPH
	50th Percentile :	29 MPH
	85th Percentile :	35 MPH
	95th Percentile :	38 MPH
Stats	10 MPH Pace Speed :	26-35 MPH
	Number in Pace :	19191
	Percent in Pace :	61.4%
	Number of Vehicles > 55 MPH :	5
	Percent of Vehicles > 55 MPH :	0.0%
	Mean Speed(Average) :	29 MPH

Pioneer Valley Planning Commission
60 Congress Street
Springfield, MA 01104
(413) 781-6045

Location : West Springfield
Operator : AB, AG
Counter # : 1843
Road Class : U6

Site Code: 9728
Station ID:
Western Ave
S/O Bliss St
Latitude: 0' 0.0000 Undefined

NB

Start Time	1 15	16 20	21 25	26 30	31 35	36 40	41 45	46 50	51 55	56 60	61 65	66 70	71 75	76 999	Total	Pace Speed	Number in Pace
07/10/12	*	*	*	*	*	*	*	*	*	*	*	*	*	*	*	*	*
01:00	*	*	*	*	*	*	*	*	*	*	*	*	*	*	*	*	*
02:00	*	*	*	*	*	*	*	*	*	*	*	*	*	*	*	*	*
03:00	*	*	*	*	*	*	*	*	*	*	*	*	*	*	*	*	*
04:00	*	*	*	*	*	*	*	*	*	*	*	*	*	*	*	*	*
05:00	*	*	*	*	*	*	*	*	*	*	*	*	*	*	*	*	*
06:00	*	*	*	*	*	*	*	*	*	*	*	*	*	*	*	*	*
07:00	*	*	*	*	*	*	*	*	*	*	*	*	*	*	*	*	*
08:00	*	*	*	*	*	*	*	*	*	*	*	*	*	*	*	*	*
09:00	*	*	*	*	*	*	*	*	*	*	*	*	*	*	*	*	*
10:00	*	*	*	*	*	*	*	*	*	*	*	*	*	*	*	*	*
11:00	0	**1**	**4**	**7**	**2**	**3**	0	0	0	0	0	0	0	0	**17**	21-30	10
12 PM	0	1	4	5	3	0	0	0	0	0	0	0	0	0	13	24-33	8
13:00	**3**	1	3	7	3	5	1	0	0	0	0	0	0	0	23	22-31	9
14:00	1	1	**7**	2	**9**	**6**	1	0	0	0	0	0	0	0	**27**	30-39	13
15:00	0	**3**	5	7	4	3	0	0	0	0	0	0	0	0	22	21-30	11
16:00	0	0	5	**8**	6	5	**2**	0	0	0	0	0	0	0	26	24-33	14
17:00	0	0	2	5	3	3	1	0	0	0	0	0	0	0	14	24-33	8
18:00	1	0	0	2	1	0	0	0	0	0	0	0	0	0	4	27-36	2
19:00	2	0	0	2	3	2	0	0	0	0	0	0	0	0	9	30-39	4
20:00	0	0	0	1	4	0	0	0	0	0	0	0	0	0	5	27-36	5
21:00	2	0	0	2	1	0	0	0	0	0	0	0	0	0	5	25-34	2
22:00	0	0	0	2	0	0	0	0	0	0	0	0	0	0	2	20-29	2
23:00	0	0	0	1	0	1	0	0	0	0	0	0	0	0	2	32-41	1
Total	9	7	30	51	39	28	5	0	0	0	0	0	0	0	169		
Percent	5.3%	4.1%	17.8%	30.2%	23.1%	16.6%	3.0%	0.0%	0.0%	0.0%	0.0%	0.0%	0.0%	0.0%			
AM Peak		11:00	11:00	11:00	11:00	11:00									11:00		
Vol.		1	4	7	2	3									17		
PM Peak	13:00	15:00	14:00	16:00	14:00	14:00	16:00								14:00		
Vol.	3	3	7	8	9	6	2								27		

Pioneer Valley Planning Commission
60 Congress Street
Springfield, MA 01104
(413) 781-6045

Location : West Springfield
Operator : AB, AG
Counter # : 1843
Road Class : U6

Site Code: 9728
Station ID:
Western Ave
S/O Bliss St
Latitude: 0' 0.0000 Undefined

NB

Start Time	1 15	16 20	21 25	26 30	31 35	36 40	41 45	46 50	51 55	56 60	61 65	66 70	71 75	76 999	Total	Pace Speed	Number in Pace
07/11/12	0	0	0	0	1	0	0	0	1	0	0	0	0	0	2	24-33	1
01:00	0	0	0	0	0	0	0	0	0	0	0	0	0	0	0	*	*
02:00	0	0	0	0	0	0	0	0	0	0	0	0	0	0	0	*	*
03:00	0	0	0	0	0	0	0	0	0	0	0	0	0	0	0	*	*
04:00	0	0	0	0	0	0	0	0	0	0	0	0	0	0	0	*	*
05:00	1	1	2	0	1	2	0	0	0	0	0	0	0	0	7	34-43	2
06:00	3	3	1	3	0	0	0	0	0	0	0	0	0	0	10	11-20	4
07:00	0	3	1	3	1	1	0	0	0	0	0	0	0	0	9	12-21	4
08:00	0	1	5	5	6	2	0	0	0	0	0	0	0	0	19	26-35	10
09:00	1	2	4	6	2	1	0	0	0	0	0	0	0	0	16	23-32	8
10:00	0	2	4	7	5	1	0	0	0	0	0	0	0	0	19	24-33	11
11:00	0	2	2	3	3	1	2	0	0	0	0	0	0	0	13	27-36	5
12 PM	1	4	1	5	4	1	0	0	0	0	0	0	0	0	16	24-33	7
13:00	0	1	4	3	6	2	1	0	0	0	0	0	0	0	17	29-38	8
14:00	1	1	4	5	9	0	2	0	0	0	0	0	0	0	22	26-35	12
15:00	0	0	1	9	8	2	1	1	0	0	0	0	0	0	22	27-36	15
16:00	0	1	1	5	5	2	1	0	0	0	0	0	0	0	15	25-34	9
17:00	0	1	2	3	5	3	0	0	0	0	0	0	0	0	14	27-36	8
18:00	1	2	0	1	3	2	2	0	0	0	0	0	0	0	11	32-41	4
19:00	0	0	1	3	2	2	1	0	0	0	0	0	0	0	9	24-33	5
20:00	0	1	1	3	0	0	1	0	0	0	0	0	0	0	6	24-33	3
21:00	0	0	0	2	1	0	0	0	0	0	0	0	0	0	3	24-33	3
22:00	0	0	1	0	0	0	0	0	0	0	0	0	0	0	1	14-23	1
23:00	0	0	0	1	1	1	0	0	0	0	0	0	0	0	3	29-38	2
Total	8	25	35	67	63	23	11	1	1	0	0	0	0	0	234		
Percent	3.4%	10.7%	15.0%	28.6%	26.9%	9.8%	4.7%	0.4%	0.4%	0.0%	0.0%	0.0%	0.0%	0.0%			
AM Peak	06:00	06:00	08:00	10:00	08:00	05:00	11:00		00:00						08:00		
Vol.	3	3	5	7	6	2	2		1						19		
PM Peak	12:00	12:00	13:00	15:00	14:00	17:00	14:00	15:00							14:00		
Vol.	1	4	4	9	9	3	2	1							22		

Pioneer Valley Planning Commission
60 Congress Street
Springfield, MA 01104
(413) 781-6045

Location : West Springfield
Operator : AB, AG
Counter # : 1843
Road Class : U6

Site Code: 9728
Station ID:
Western Ave
S/O Bliss St
Latitude: 0' 0.0000 Undefined

NB

Start	1	16	21	26	31	36	41	46	51	56	61	66	71	76		Pace	Number
Time	15	20	25	30	35	40	45	50	55	60	65	70	75	999	Total	Speed	in Pace
07/12/12	0	0	0	0	2	0	0	0	0	0	0	0	0	0	2	25-34	2
01:00	0	0	0	0	0	0	0	0	0	0	0	0	0	0	0	*	*
02:00	0	0	0	0	0	2	0	0	0	0	0	0	0	0	2	30-39	2
03:00	0	0	0	0	0	0	0	0	0	0	0	0	0	0	0	*	*
04:00	1	1	0	0	0	0	0	0	0	0	0	0	0	0	2	12-21	1
05:00	1	0	0	0	0	1	1	0	0	0	0	0	0	0	3	39-48	1
06:00	2	0	1	3	1	0	1	0	0	0	0	0	0	0	8	26-35	3
07:00	0	2	2	3	5	1	1	0	0	0	0	0	0	0	14	25-34	7
08:00	0	2	6	3	9	1	0	0	0	0	0	0	0	0	21	25-34	11
09:00	1	3	3	6	6	2	0	0	0	0	0	0	0	0	21	26-35	10
10:00	*	*	*	*	*	*	*	*	*	*	*	*	*	*	*	*	*
11:00	*	*	*	*	*	*	*	*	*	*	*	*	*	*	*	*	*
12 PM	*	*	*	*	*	*	*	*	*	*	*	*	*	*	*	*	*
13:00	*	*	*	*	*	*	*	*	*	*	*	*	*	*	*	*	*
14:00	*	*	*	*	*	*	*	*	*	*	*	*	*	*	*	*	*
15:00	*	*	*	*	*	*	*	*	*	*	*	*	*	*	*	*	*
16:00	*	*	*	*	*	*	*	*	*	*	*	*	*	*	*	*	*
17:00	*	*	*	*	*	*	*	*	*	*	*	*	*	*	*	*	*
18:00	*	*	*	*	*	*	*	*	*	*	*	*	*	*	*	*	*
19:00	*	*	*	*	*	*	*	*	*	*	*	*	*	*	*	*	*
20:00	*	*	*	*	*	*	*	*	*	*	*	*	*	*	*	*	*
21:00	*	*	*	*	*	*	*	*	*	*	*	*	*	*	*	*	*
22:00	*	*	*	*	*	*	*	*	*	*	*	*	*	*	*	*	*
23:00	*	*	*	*	*	*	*	*	*	*	*	*	*	*	*	*	*
Total	5	8	12	15	23	7	3	0	0	0	0	0	0	0	73		
Percent	6.8%	11.0%	16.4%	20.5%	31.5%	9.6%	4.1%	0.0%	0.0%	0.0%	0.0%	0.0%	0.0%	0.0%			
AM Peak	06:00	09:00	08:00	09:00	08:00	02:00	05:00								08:00		
Vol.	2	3	6	6	9	2	1								21		
PM Peak																	
Vol.																	
Total	22	40	77	133	125	58	19	1	1	0	0	0	0	0	476		
Percent	4.6%	8.4%	16.2%	27.9%	26.3%	12.2%	4.0%	0.2%	0.2%	0.0%	0.0%	0.0%	0.0%	0.0%			

	15th Percentile :	17 MPH
	50th Percentile :	28 MPH
	85th Percentile :	35 MPH
	95th Percentile :	39 MPH
Stats	10 MPH Pace Speed :	25-34 MPH
	Number in Pace :	226
	Percent in Pace :	47.5%
	Number of Vehicles > 55 MPH :	0
	Percent of Vehicles > 55 MPH :	0.0%
	Mean Speed(Average) :	27 MPH

Pioneer Valley Planning Commission
60 Congress Street
Springfield, MA 01104
(413) 781-6045

Location : West Springfield
Operator : AB, AG
Counter # : 1843
Road Class : U6

Site Code: 9728
Station ID:
Western Ave
S/O Bliss St
Latitude: 0' 0.0000 Undefined

SB

Start Time	1 15	16 20	21 25	26 30	31 35	36 40	41 45	46 50	51 55	56 60	61 65	66 70	71 75	76 999	Total	Pace Speed	Number in Pace
07/10/12	*	*	*	*	*	*	*	*	*	*	*	*	*	*	*	*	*
01:00	*	*	*	*	*	*	*	*	*	*	*	*	*	*	*	*	*
02:00	*	*	*	*	*	*	*	*	*	*	*	*	*	*	*	*	*
03:00	*	*	*	*	*	*	*	*	*	*	*	*	*	*	*	*	*
04:00	*	*	*	*	*	*	*	*	*	*	*	*	*	*	*	*	*
05:00	*	*	*	*	*	*	*	*	*	*	*	*	*	*	*	*	*
06:00	*	*	*	*	*	*	*	*	*	*	*	*	*	*	*	*	*
07:00	*	*	*	*	*	*	*	*	*	*	*	*	*	*	*	*	*
08:00	*	*	*	*	*	*	*	*	*	*	*	*	*	*	*	*	*
09:00	*	*	*	*	*	*	*	*	*	*	*	*	*	*	*	*	*
10:00	*	*	*	*	*	*	*	*	*	*	*	*	*	*	*	*	*
11:00	**3**	**1**	**9**	**7**	**1**	**1**	0	0	0	0	0	0	0	0	**22**	20-29	13
12 PM	1	**1**	3	3	3	1	0	0	0	0	0	0	0	0	12	26-35	5
13:00	3	1	5	10	4	0	0	0	0	0	0	0	0	0	23	22-31	13
14:00	0	1	4	6	5	1	0	0	0	0	0	0	0	0	17	25-34	10
15:00	1	1	**9**	**11**	**6**	0	0	0	0	0	0	0	0	0	**28**	22-31	18
16:00	0	0	4	5	4	1	0	0	0	0	0	0	0	0	14	22-31	9
17:00	2	0	2	3	2	**2**	0	0	0	0	0	0	0	0	11	28-37	4
18:00	1	0	0	3	3	1	0	0	0	0	0	0	0	0	8	25-34	5
19:00	**5**	1	0	1	1	0	0	0	0	0	0	0	0	0	8	3-12	5
20:00	0	0	0	1	1	0	0	0	0	0	0	0	0	0	2	24-33	2
21:00	1	0	0	4	1	0	0	0	0	0	0	0	0	0	6	25-34	4
22:00	0	1	1	1	0	0	0	0	0	0	0	0	0	0	3	14-23	2
23:00	0	0	0	0	0	0	0	0	0	0	0	0	0	0	0	*	*
Total	17	7	37	55	31	7	0	0	0	0	0	0	0	0	154		
Percent	11.0%	4.5%	24.0%	35.7%	20.1%	4.5%	0.0%	0.0%	0.0%	0.0%	0.0%	0.0%	0.0%	0.0%			
AM Peak	11:00	11:00	11:00	11:00	11:00	11:00									11:00		
Vol.	3	1	9	7	1	1									22		
PM Peak	19:00	12:00	15:00	15:00	15:00	17:00									15:00		
Vol.	5	1	9	11	6	2									28		

Pioneer Valley Planning Commission
60 Congress Street
Springfield, MA 01104
(413) 781-6045

Location : West Springfield
Operator : AB, AG
Counter # : 1843
Road Class : U6

Site Code: 9728
Station ID:
Western Ave
S/O Bliss St
Latitude: 0' 0.0000 Undefined

SB

Start Time	1 15	16 20	21 25	26 30	31 35	36 40	41 45	46 50	51 55	56 60	61 65	66 70	71 75	76 999	Total	Pace Speed	Number in Pace
07/11/12	0	0	1	2	0	0	0	0	0	0	0	0	0	0	3	21-30	3
01:00	0	0	0	0	1	0	0	0	0	0	0	0	0	0	1	24-33	1
02:00	0	0	0	1	0	0	0	0	0	0	0	0	0	0	1	19-28	1
03:00	0	0	0	2	0	1	0	0	0	0	0	0	0	0	3	20-29	2
04:00	0	0	0	0	0	0	0	0	0	0	0	0	0	0	0	*	*
05:00	1	0	2	4	3	1	1	0	0	0	0	0	0	0	12	26-35	6
06:00	1	0	7	8	3	0	0	0	0	0	0	0	0	0	19	22-31	13
07:00	4	0	5	11	5	0	0	0	0	0	0	0	0	0	25	24-33	14
08:00	2	2	6	5	2	2	0	0	0	0	0	0	0	0	19	19-28	9
09:00	2	0	5	9	4	1	0	0	0	0	0	0	0	0	21	23-32	13
10:00	0	4	9	5	9	1	0	0	0	0	0	0	0	0	28	24-33	13
11:00	1	2	5	2	8	1	0	0	0	0	0	0	0	0	19	26-35	9
12 PM	0	3	3	5	5	1	1	0	0	0	0	0	0	0	18	25-34	9
13:00	0	2	7	9	5	0	0	0	0	0	0	0	0	0	23	22-31	15
14:00	4	0	6	6	5	2	0	0	0	0	0	0	0	0	23	24-33	10
15:00	0	1	2	7	9	1	0	0	0	0	0	0	0	0	20	26-35	14
16:00	1	0	1	8	3	0	0	0	0	0	0	0	0	0	13	24-33	10
17:00	1	0	0	4	2	3	0	0	0	0	0	0	0	0	10	28-37	5
18:00	1	1	1	0	2	1	0	0	0	0	0	0	0	0	6	32-41	2
19:00	2	1	0	3	1	1	1	0	0	0	0	0	0	0	9	4-13	3
20:00	0	2	3	1	0	0	0	0	0	0	0	0	0	0	6	17-26	4
21:00	0	0	1	0	0	0	0	0	0	0	0	0	0	0	1	14-23	1
22:00	0	3	1	0	0	0	0	0	0	0	0	0	0	0	4	14-23	3
23:00	0	0	0	1	0	0	0	0	0	0	0	0	0	0	1	19-28	1
Total	20	21	65	93	67	16	3	0	0	0	0	0	0	0	285		
Percent	7.0%	7.4%	22.8%	32.6%	23.5%	5.6%	1.1%	0.0%	0.0%	0.0%	0.0%	0.0%	0.0%	0.0%			
AM Peak	07:00	10:00	10:00	07:00	10:00	08:00	05:00								10:00		
Vol.	4	4	9	11	9	2	1								28		
PM Peak	14:00	12:00	13:00	13:00	15:00	17:00	12:00								13:00		
Vol.	4	3	7	9	9	3	1								23		

Pioneer Valley Planning Commission
60 Congress Street
Springfield, MA 01104
(413) 781-6045

Location : West Springfield
Operator : AB, AG
Counter # : 1843
Road Class : U6

Site Code: 9728
Station ID:
Western Ave
S/O Bliss St
Latitude: 0' 0.0000 Undefined

SB	1	16	21	26	31	36	41	46	51	56	61	66	71	76		Pace	Number
Start	16	21	26	31	36	41	46	51	56	61	66	71	76		Total	Speed	in Pace
Time	15	20	25	30	35	40	45	50	55	60	65	70	75	999			
07/12/12	0	1	1	0	0	0	0	0	0	0	0	0	0	0	2	19-28	1
01:00	0	0	0	0	0	0	0	0	0	0	0	0	0	0	0	*	*
02:00	0	0	0	1	0	1	0	0	0	0	0	0	0	0	2	32-41	1
03:00	0	0	0	1	0	0	0	0	0	0	0	0	0	0	1	19-28	1
04:00	1	0	0	1	0	0	0	0	0	0	0	0	0	0	2	5-14	1
05:00	0	0	2	3	5	1	**1**	0	0	0	0	0	0	0	12	28-37	7
06:00	1	0	2	**9**	4	2	0	0	0	0	0	0	0	0	18	24-33	12
07:00	0	1	4	6	7	**3**	0	0	0	0	0	0	0	0	21	24-33	12
08:00	**3**	1	**5**	8	**10**	2	0	0	0	0	0	0	0	0	**29**	26-35	15
09:00	3	**2**	1	9	8	1	0	0	0	0	0	0	0	0	24	26-35	13
10:00	*	*	*	*	*	*	*	*	*	*	*	*	*	*	*	*	*
11:00	*	*	*	*	*	*	*	*	*	*	*	*	*	*	*	*	*
12 PM	*	*	*	*	*	*	*	*	*	*	*	*	*	*	*	*	*
13:00	*	*	*	*	*	*	*	*	*	*	*	*	*	*	*	*	*
14:00	*	*	*	*	*	*	*	*	*	*	*	*	*	*	*	*	*
15:00	*	*	*	*	*	*	*	*	*	*	*	*	*	*	*	*	*
16:00	*	*	*	*	*	*	*	*	*	*	*	*	*	*	*	*	*
17:00	*	*	*	*	*	*	*	*	*	*	*	*	*	*	*	*	*
18:00	*	*	*	*	*	*	*	*	*	*	*	*	*	*	*	*	*
19:00	*	*	*	*	*	*	*	*	*	*	*	*	*	*	*	*	*
20:00	*	*	*	*	*	*	*	*	*	*	*	*	*	*	*	*	*
21:00	*	*	*	*	*	*	*	*	*	*	*	*	*	*	*	*	*
22:00	*	*	*	*	*	*	*	*	*	*	*	*	*	*	*	*	*
23:00	*	*	*	*	*	*	*	*	*	*	*	*	*	*	*	*	*
Total	8	5	15	38	34	10	1	0	0	0	0	0	0	0	111		
Percent	7.2%	4.5%	13.5%	34.2%	30.6%	9.0%	0.9%	0.0%	0.0%	0.0%	0.0%	0.0%	0.0%	0.0%			
AM Peak	08:00	09:00	08:00	06:00	08:00	07:00	05:00								08:00		
Vol.	3	2	5	9	10	3	1								29		
PM Peak																	
Vol.																	
Total	45	33	117	186	132	33	4	0	0	0	0	0	0	0	550		
Percent	8.2%	6.0%	21.3%	33.8%	24.0%	6.0%	0.7%	0.0%	0.0%	0.0%	0.0%	0.0%	0.0%	0.0%			

15th Percentile :	14 MPH
50th Percentile :	26 MPH
85th Percentile :	32 MPH
95th Percentile :	36 MPH

Stats

10 MPH Pace Speed :	24-33 MPH
Number in Pace :	285
Percent in Pace :	51.8%
Number of Vehicles > 55 MPH :	0
Percent of Vehicles > 55 MPH :	0.0%
Mean Speed(Average) :	25 MPH

Pioneer Valley Planning Commission
60 Congress Street
Springfield, MA 01104
(413) 781-6045

Location : West Springfield
Operator : AB, AK
Counter # : 1605
Road Class : U0

Site Code: 9756
Station ID:
New Bridge St
B/W Memorial Ave & Union St
Latitude: 0' 0.0000 Undefined

Direction 1

Start Time	1 15	16 20	21 25	26 30	31 35	36 40	41 45	46 50	51 55	56 60	61 65	66 70	71 75	76 999	Total	Pace Speed	Number in Pace
11/07/12	*	*	*	*	*	*	*	*	*	*	*	*	*	*	*	*	*
01:00	*	*	*	*	*	*	*	*	*	*	*	*	*	*	*	*	*
02:00	*	*	*	*	*	*	*	*	*	*	*	*	*	*	*	*	*
03:00	*	*	*	*	*	*	*	*	*	*	*	*	*	*	*	*	*
04:00	*	*	*	*	*	*	*	*	*	*	*	*	*	*	*	*	*
05:00	*	*	*	*	*	*	*	*	*	*	*	*	*	*	*	*	*
06:00	*	*	*	*	*	*	*	*	*	*	*	*	*	*	*	*	*
07:00	*	*	*	*	*	*	*	*	*	*	*	*	*	*	*	*	*
08:00	*	*	*	*	*	*	*	*	*	*	*	*	*	*	*	*	*
09:00	**2**	0	0	0	0	0	0	0	0	0	0	0	0	0	2	2-11	2
10:00	0	**1**	**1**	0	**1**	0	0	0	0	0	0	0	0	0	**3**	14-23	2
11:00	0	0	1	0	0	0	0	0	0	0	0	0	0	0	1	14-23	1
12 PM	**5**	0	1	0	0	0	0	0	0	0	0	0	0	0	**6**	6-15	4
13:00	1	0	1	0	**1**	0	0	0	0	0	0	0	0	0	3	6-15	1
14:00	1	0	1	0	0	0	0	0	0	0	0	0	0	0	2	5-14	1
15:00	1	0	0	0	0	0	0	0	0	0	0	0	0	0	1	*	1
16:00	1	**1**	**2**	**1**	0	0	0	0	0	0	0	0	0	0	5	22-31	2
17:00	3	1	0	0	0	0	0	0	0	0	0	0	0	0	4	3-12	3
18:00	0	0	0	0	0	0	0	0	0	0	0	0	0	0	0	*	*
19:00	0	0	0	0	0	0	0	0	0	0	0	0	0	0	0	*	*
20:00	0	0	0	0	0	0	0	0	0	0	0	0	0	0	0	*	*
21:00	0	0	0	0	0	0	0	0	0	0	0	0	0	0	0	*	*
22:00	1	0	0	0	0	0	0	0	0	0	0	0	0	0	1	*	1
23:00	0	0	0	0	0	0	0	0	0	0	0	0	0	0	0	*	*
Total	15	3	7	1	2	0	0	0	0	0	0	0	0	0	28		
Percent	53.6%	10.7%	25.0%	3.6%	7.1%	0.0%	0.0%	0.0%	0.0%	0.0%	0.0%	0.0%	0.0%	0.0%			
AM Peak	09:00	10:00	10:00		10:00										10:00		
Vol.	2	1	1		1										3		
PM Peak	12:00	16:00	16:00	16:00	13:00										12:00		
Vol.	5	1	2	1	1										6		

Pioneer Valley Planning Commission
60 Congress Street
Springfield, MA 01104
(413) 781-6045

Location : West Springfield
Operator : AB, AK
Counter # : 1605
Road Class : U0

Site Code: 9756
Station ID:
New Bridge St
B/W Memorial Ave & Union St
Latitude: 0' 0.0000 Undefined

Direction 1

Start Time	1 15	16 20	21 25	26 30	31 35	36 40	41 45	46 50	51 55	56 60	61 65	66 70	71 75	76 999	Total	Pace Speed	Number in Pace
11/08/12	0	0	0	0	0	0	0	0	0	0	0	0	0	0	0	*	*
01:00	0	0	0	0	0	0	0	0	0	0	0	0	0	0	0	*	*
02:00	0	0	0	0	0	0	0	0	0	0	0	0	0	0	0	*	*
03:00	0	0	0	0	0	0	0	0	0	0	0	0	0	0	0	*	*
04:00	0	0	0	0	0	0	0	0	0	0	0	0	0	0	0	*	*
05:00	0	0	0	0	0	0	0	0	0	0	0	0	0	0	0	*	*
06:00	0	0	0	0	0	0	0	0	0	0	0	0	0	0	0	*	*
07:00	0	0	0	0	0	0	0	0	0	0	0	0	0	0	0	*	*
08:00	0	0	0	0	0	0	0	0	0	0	0	0	0	0	0	*	*
09:00	0	0	0	1	0	0	0	0	0	0	0	0	0	0	0	*	*
10:00	1	0	0	0	1	0	0	0	0	0	0	0	0	0	1	19-28	1
11:00	2	0	0	0	0	0	0	0	0	0	0	0	0	0	2	5-14	1
12 PM	0	0	0	0	0	0	0	0	0	0	0	0	0	0	2	2-11	2
13:00	0	0	1	0	1	0	0	0	0	0	0	0	0	0	0	*	*
14:00	0	0	0	1	0	0	0	0	0	0	0	0	0	0	2	27-36	1
15:00	0	0	0	0	0	0	0	0	0	0	0	0	0	0	1	19-28	1
16:00	1	0	1	0	0	0	0	0	0	0	0	0	0	0	0	*	*
17:00	1	0	0	1	0	0	0	0	0	0	0	0	0	0	2	5-14	1
18:00	0	0	0	0	1	0	0	0	0	0	0	0	0	0	2	5-14	1
19:00	0	0	0	0	0	0	0	0	0	0	0	0	0	0	1	24-33	1
20:00	0	0	0	0	0	0	0	0	0	0	0	0	0	0	0	*	*
21:00	0	0	0	0	0	0	0	0	0	0	0	0	0	0	0	*	*
22:00	0	0	0	0	0	0	0	0	0	0	0	0	0	0	0	*	*
23:00	2	0	0	0	0	0	0	0	0	0	0	0	0	0	0	*	*
Total	7	0	2	3	3	0	0	0	0	0	0	0	0	0	2	2-11	2
Percent	46.7%	0.0%	13.3%	20.0%	20.0%	0.0%	0.0%	0.0%	0.0%	0.0%	0.0%	0.0%	0.0%	0.0%	15		
AM Peak	11:00			09:00	10:00												
Vol.	2			1	1										10:00		
PM Peak	23:00		13:00	14:00	13:00										2		
Vol.	2		1	1	1										13:00		
															2		

Pioneer Valley Planning Commission
60 Congress Street
Springfield, MA 01104
(413) 781-6045

Location : West Springfield
Operator : AB, AK
Counter # : 1605
Road Class : U0

Site Code: 9756
Station ID:
New Bridge St
B/W Memorial Ave & Union St
Latitude: 0' 0.0000 Undefined

Direction 1

Start Time	1 15	16 20	21 25	26 30	31 35	36 40	41 45	46 50	51 55	56 60	61 65	66 70	71 75	76 999	Total	Pace Speed	Number in Pace
11/09/12	0	0	0	0	0	0	0	0	0	0	0	0	0	0	0	*	*
01:00	0	0	0	0	0	0	0	0	0	0	0	0	0	0	0	*	*
02:00	0	0	0	1	0	0	0	0	0	0	0	0	0	0	1	19-28	1
03:00	0	0	0	0	0	0	0	0	0	0	0	0	0	0	0	*	*
04:00	0	0	0	0	0	0	0	0	0	0	0	0	0	0	0	*	*
05:00	0	0	0	0	0	0	0	0	0	0	0	0	0	0	0	*	*
06:00	0	0	0	0	0	0	0	0	0	0	0	0	0	0	0	*	*
07:00	0	0	0	0	0	0	0	0	0	0	0	0	0	0	0	*	*
08:00	3	1	0	0	0	0	0	0	0	0	0	0	0	0	4	3-12	3
09:00	0	0	2	0	0	0	0	0	0	0	0	0	0	0	2	15-24	2
10:00	*	*	*	*	*	*	*	*	*	*	*	*	*	*	*	*	*
11:00	*	*	*	*	*	*	*	*	*	*	*	*	*	*	*	*	*
12 PM	*	*	*	*	*	*	*	*	*	*	*	*	*	*	*	*	*
13:00	*	*	*	*	*	*	*	*	*	*	*	*	*	*	*	*	*
14:00	*	*	*	*	*	*	*	*	*	*	*	*	*	*	*	*	*
15:00	*	*	*	*	*	*	*	*	*	*	*	*	*	*	*	*	*
16:00	*	*	*	*	*	*	*	*	*	*	*	*	*	*	*	*	*
17:00	*	*	*	*	*	*	*	*	*	*	*	*	*	*	*	*	*
18:00	*	*	*	*	*	*	*	*	*	*	*	*	*	*	*	*	*
19:00	*	*	*	*	*	*	*	*	*	*	*	*	*	*	*	*	*
20:00	*	*	*	*	*	*	*	*	*	*	*	*	*	*	*	*	*
21:00	*	*	*	*	*	*	*	*	*	*	*	*	*	*	*	*	*
22:00	*	*	*	*	*	*	*	*	*	*	*	*	*	*	*	*	*
23:00	*	*	*	*	*	*	*	*	*	*	*	*	*	*	*	*	*
Total	3	1	2	1	0	0	0	0	0	0	0	0	0	0	7		
Percent	42.9%	14.3%	28.6%	14.3%	0.0%	0.0%	0.0%	0.0%	0.0%	0.0%	0.0%	0.0%	0.0%	0.0%			
AM Peak	08:00	08:00	09:00	02:00											08:00		
Vol.	3	1	2	1											4		
PM Peak Vol.																	
Total	25	4	11	5	5	0	0	0	0	0	0	0	0	0	50		
Percent	50.0%	8.0%	22.0%	10.0%	10.0%	0.0%	0.0%	0.0%	0.0%	0.0%	0.0%	0.0%	0.0%	0.0%			

15th Percentile :	5 MPH
50th Percentile :	11 MPH
85th Percentile :	24 MPH
95th Percentile :	31 MPH

Stats

10 MPH Pace Speed :	4-13 MPH
Number in Pace :	26
Percent in Pace :	52.0%
Number of Vehicles > 55 MPH :	0
Percent of Vehicles > 55 MPH :	0.0%
Mean Speed(Average) :	15 MPH

Pioneer Valley Planning Commission
60 Congress Street
Springfield, MA 01104
(413) 781-6045

Location : West Springfield
Operator : AB, AK
Counter # : 1605
Road Class : U0

Site Code: 9756
Station ID:
New Bridge St
B/W Memorial Ave & Union St
Latitude: 0' 0.0000 Undefined

Direction 2

Start Time	1 15	16 20	21 25	26 30	31 35	36 40	41 45	46 50	51 55	56 60	61 65	66 70	71 75	76 999	Total	Pace Speed	Number in Pace
11/07/12	*	*	*	*	*	*	*	*	*	*	*	*	*	*	*	*	*
01:00	*	*	*	*	*	*	*	*	*	*	*	*	*	*	*	*	*
02:00	*	*	*	*	*	*	*	*	*	*	*	*	*	*	*	*	*
03:00	*	*	*	*	*	*	*	*	*	*	*	*	*	*	*	*	*
04:00	*	*	*	*	*	*	*	*	*	*	*	*	*	*	*	*	*
05:00	*	*	*	*	*	*	*	*	*	*	*	*	*	*	*	*	*
06:00	*	*	*	*	*	*	*	*	*	*	*	*	*	*	*	*	*
07:00	*	*	*	*	*	*	*	*	*	*	*	*	*	*	*	*	*
08:00	*	*	*	*	*	*	*	*	*	*	*	*	*	*	*	*	*
09:00	0	0	0	0	0	0	0	0	0	0	0	0	0	0	0	*	*
10:00	0	0	0	0	0	0	0	0	0	0	0	0	0	0	0	*	*
11:00	0	0	0	0	0	0	0	0	0	0	0	0	0	0	0	*	*
12 PM	0	0	0	1	0	0	0	0	0	0	0	0	0	0	1	19-28	1
13:00	0	0	0	0	0	0	0	0	0	0	0	0	0	0	0	*	*
14:00	0	0	1	0	0	0	0	0	0	0	0	0	0	0	1	14-23	1
15:00	1	0	0	0	0	0	0	0	0	0	0	0	0	0	1	*	1
16:00	0	0	0	0	0	0	0	0	0	0	0	0	0	0	0	*	*
17:00	0	0	0	0	0	0	0	0	0	0	0	0	0	0	0	*	*
18:00	0	0	0	0	0	0	0	0	0	0	0	0	0	0	0	*	*
19:00	0	0	0	0	0	0	0	0	0	0	0	0	0	0	0	*	*
20:00	0	0	0	0	0	0	0	0	0	0	0	0	0	0	0	*	*
21:00	0	0	0	0	0	0	0	0	0	0	0	0	0	0	0	*	*
22:00	1	0	0	0	0	0	0	0	0	0	0	0	0	0	1	*	1
23:00	0	0	0	0	0	0	0	0	0	0	0	0	0	0	0	*	*
Total	2	0	1	1	0	0	0	0	0	0	0	0	0	0	4		
Percent	50.0%	0.0%	25.0%	25.0%	0.0%	0.0%	0.0%	0.0%	0.0%	0.0%	0.0%	0.0%	0.0%	0.0%			
AM Peak																	
Vol.																	
PM Peak	15:00		14:00	12:00											12:00		
Vol.	1		1	1											1		

Pioneer Valley Planning Commission
60 Congress Street
Springfield, MA 01104
(413) 781-6045

Location : West Springfield
Operator : AB, AK
Counter # : 1605
Road Class : U0

Site Code: 9756
Station ID:
New Bridge St
B/W Memorial Ave & Union St
Latitude: 0' 0.0000 Undefined

Direction 2

Start Time	1 15	16 20	21 25	26 30	31 35	36 40	41 45	46 50	51 55	56 60	61 65	66 70	71 75	76 999	Total	Pace Speed	Number in Pace
11/08/12	0	0	0	0	0	0	0	0	0	0	0	0	0	0	0	*	*
01:00	0	0	0	0	0	0	0	0	0	0	0	0	0	0	0	*	*
02:00	0	0	0	0	0	0	0	0	0	0	0	0	0	0	0	*	*
03:00	0	0	0	0	0	0	0	0	0	0	0	0	0	0	0	*	*
04:00	0	0	0	0	0	0	0	0	0	0	0	0	0	0	0	*	*
05:00	0	0	0	0	0	0	0	0	0	0	0	0	0	0	0	*	*
06:00	0	0	0	0	0	0	0	0	0	0	0	0	0	0	0	*	*
07:00	0	0	0	1	0	0	0	0	0	0	0	0	0	0	1	19-28	1
08:00	0	0	0	1	0	0	0	0	0	0	0	0	0	0	1	19-28	1
09:00	1	1	0	0	0	0	0	0	0	0	0	0	0	0	2	12-21	1
10:00	1	0	0	0	0	0	0	0	0	0	0	0	0	0	1	*	1
11:00	0	0	0	0	0	0	0	0	0	0	0	0	0	0	0	*	*
12 PM	0	0	0	0	0	0	0	0	0	0	0	0	0	0	0	*	*
13:00	0	0	0	0	0	0	0	0	0	0	0	0	0	0	0	*	*
14:00	0	0	0	0	0	0	0	0	0	0	0	0	0	0	0	*	*
15:00	0	0	0	1	0	0	0	0	0	0	0	0	0	0	1	19-28	1
16:00	0	0	0	0	0	0	0	0	0	0	0	0	0	0	0	*	*
17:00	0	0	0	0	0	0	0	0	0	0	0	0	0	0	0	*	*
18:00	0	0	0	0	0	0	0	0	0	0	0	0	0	0	0	*	*
19:00	0	0	0	0	0	0	0	0	0	0	0	0	0	0	0	*	*
20:00	0	0	0	0	0	0	0	0	0	0	0	0	0	0	0	*	*
21:00	0	0	0	0	0	0	0	0	0	0	0	0	0	0	0	*	*
22:00	0	0	0	0	0	0	0	0	0	0	0	0	0	0	0	*	*
23:00	1	0	0	0	0	0	0	0	0	0	0	0	0	0	1	*	1
Total	3	1	0	3	0	0	0	0	0	0	0	0	0	0	7		
Percent	42.9%	14.3%	0.0%	42.9%	0.0%	0.0%	0.0%	0.0%	0.0%	0.0%	0.0%	0.0%	0.0%	0.0%			
AM Peak	09:00	09:00		07:00											09:00		
Vol.	1	1		1											2		
PM Peak	23:00			15:00											15:00		
Vol.	1			1											1		

Pioneer Valley Planning Commission
60 Congress Street
Springfield, MA 01104
(413) 781-6045

Location : West Springfield
Operator : AB, AK
Counter # : 1605
Road Class : U0

Site Code: 9756
Station ID:
New Bridge St
B/W Memorial Ave & Union St
Latitude: 0' 0.0000 Undefined

Direction 2

Start Time	1 15	16 20	21 25	26 30	31 35	36 40	41 45	46 50	51 55	56 60	61 65	66 70	71 75	76 999	Total	Pace Speed	Number in Pace
11/09/12	0	0	0	0	0	0	0	0	0	0	0	0	0	0	0	*	*
01:00	0	0	0	0	0	0	0	0	0	0	0	0	0	0	0	*	*
02:00	0	0	0	0	0	0	0	0	0	0	0	0	0	0	0	*	*
03:00	0	0	0	0	0	0	0	0	0	0	0	0	0	0	0	*	*
04:00	0	0	0	0	0	0	0	0	0	0	0	0	0	0	0	*	*
05:00	0	0	0	0	0	0	0	0	0	0	0	0	0	0	0	*	*
06:00	0	0	0	0	0	0	0	0	0	0	0	0	0	0	0	*	*
07:00	0	0	0	0	0	0	0	0	0	0	0	0	0	0	0	*	*
08:00	1	0	1	0	2	0	0	0	0	0	0	0	0	0	4	26-35	2
09:00	0	0	1	0	0	0	0	0	0	0	0	0	0	0	1	14-23	1
10:00	*	*	*	*	*	*	*	*	*	*	*	*	*	*	*	*	*
11:00	*	*	*	*	*	*	*	*	*	*	*	*	*	*	*	*	*
12 PM	*	*	*	*	*	*	*	*	*	*	*	*	*	*	*	*	*
13:00	*	*	*	*	*	*	*	*	*	*	*	*	*	*	*	*	*
14:00	*	*	*	*	*	*	*	*	*	*	*	*	*	*	*	*	*
15:00	*	*	*	*	*	*	*	*	*	*	*	*	*	*	*	*	*
16:00	*	*	*	*	*	*	*	*	*	*	*	*	*	*	*	*	*
17:00	*	*	*	*	*	*	*	*	*	*	*	*	*	*	*	*	*
18:00	*	*	*	*	*	*	*	*	*	*	*	*	*	*	*	*	*
19:00	*	*	*	*	*	*	*	*	*	*	*	*	*	*	*	*	*
20:00	*	*	*	*	*	*	*	*	*	*	*	*	*	*	*	*	*
21:00	*	*	*	*	*	*	*	*	*	*	*	*	*	*	*	*	*
22:00	*	*	*	*	*	*	*	*	*	*	*	*	*	*	*	*	*
23:00	*	*	*	*	*	*	*	*	*	*	*	*	*	*	*	*	*
Total	1	0	2	0	2	0	0	0	0	0	0	0	0	0	5		
Percent	20.0%	0.0%	40.0%	0.0%	40.0%	0.0%	0.0%	0.0%	0.0%	0.0%	0.0%	0.0%	0.0%	0.0%			
AM Peak	08:00		08:00		08:00										08:00		
Vol.	1		1		2										4		
PM Peak																	
Vol.																	
Total	6	1	3	4	2	0	0	0	0	0	0	0	0	0	16		
Percent	37.5%	6.3%	18.8%	25.0%	12.5%	0.0%	0.0%	0.0%	0.0%	0.0%	0.0%	0.0%	0.0%	0.0%			

15th Percentile :	6 MPH
50th Percentile :	14 MPH
85th Percentile :	28 MPH
95th Percentile :	32 MPH

Stats

10 MPH Pace Speed :	3-12 MPH
Number in Pace :	7
Percent in Pace :	43.7%
Number of Vehicles > 55 MPH :	0
Percent of Vehicles > 55 MPH :	0.0%
Mean Speed(Average) :	17 MPH

Pioneer Valley Planning Commission
60 Congress Street
Springfield, MA 01104
(413) 781-6045

Location : West Springfield
Operator : AB, AK
Counter # : 1602
Road Class : U0

Site Code: 9750
Station ID:
Irving St
B/W Main St & Union St
Latitude: 0' 0.0000 Undefined

Direction 1

Start Time	1 15	16 20	21 25	26 30	31 35	36 40	41 45	46 50	51 55	56 60	61 65	66 70	71 75	76 999	Total	Pace Speed	Number in Pace
11/05/12	*	*	*	*	*	*	*	*	*	*	*	*	*	*	*	*	*
01:00	*	*	*	*	*	*	*	*	*	*	*	*	*	*	*	*	*
02:00	*	*	*	*	*	*	*	*	*	*	*	*	*	*	*	*	*
03:00	*	*	*	*	*	*	*	*	*	*	*	*	*	*	*	*	*
04:00	*	*	*	*	*	*	*	*	*	*	*	*	*	*	*	*	*
05:00	*	*	*	*	*	*	*	*	*	*	*	*	*	*	*	*	*
06:00	*	*	*	*	*	*	*	*	*	*	*	*	*	*	*	*	*
07:00	*	*	*	*	*	*	*	*	*	*	*	*	*	*	*	*	*
08:00	5	7	2	1	0	0	0	0	0	0	0	0	0	0	15	11-20	8
09:00	9	**9**	5	**2**	0	0	0	0	0	0	0	0	0	0	25	10-19	12
10:00	**13**	6	**6**	1	0	0	0	0	0	0	0	0	0	0	**26**	4-13	14
11:00	5	7	6	1	**1**	0	0	0	0	0	0	0	0	0	20	15-24	9
12 PM	6	6	**7**	3	**1**	0	0	0	0	0	0	0	0	0	23	17-26	9
13:00	7	9	4	**4**	1	0	0	0	0	0	0	0	0	0	25	9-18	12
14:00	**15**	8	5	1	0	0	0	0	0	0	0	0	0	0	29	6-15	16
15:00	12	9	7	4	1	0	0	0	0	0	0	0	0	0	**33**	7-16	15
16:00	14	**11**	2	0	1	**1**	0	0	0	0	0	0	0	0	29	8-17	16
17:00	7	7	4	1	0	0	0	0	0	0	0	0	0	0	19	11-20	9
18:00	2	7	3	2	1	0	0	0	0	0	0	0	0	0	15	13-22	8
19:00	4	1	3	1	0	0	0	0	0	0	0	0	0	0	9	7-16	4
20:00	3	1	1	1	0	1	0	0	0	0	0	0	0	0	7	7-16	3
21:00	1	2	2	0	0	0	0	0	0	0	0	0	0	0	5	11-20	3
22:00	0	0	0	0	0	0	0	0	0	0	0	0	0	0	0	*	*
23:00	4	2	0	0	0	0	0	0	0	0	0	0	0	0	6	3-12	4
Total	107	92	57	22	6	2	0	0	0	0	0	0	0	0	286		
Percent	37.4%	32.2%	19.9%	7.7%	2.1%	0.7%	0.0%	0.0%	0.0%	0.0%	0.0%	0.0%	0.0%	0.0%			
AM Peak	10:00	09:00	10:00	09:00	11:00										10:00		
Vol.	13	9	6	2	1										26		
PM Peak	14:00	16:00	12:00	13:00	12:00	16:00									15:00		
Vol.	15	11	7	4	1	1									33		

Pioneer Valley Planning Commission
60 Congress Street
Springfield, MA 01104
(413) 781-6045

Location : West Springfield
Operator : AB, AK
Counter # : 1602
Road Class : U0

Site Code: 9750
Station ID:
Irving St
B/W Main St & Union St
Latitude: 0' 0.0000 Undefined

Direction 1

Start Time	1 15	16 20	21 25	26 30	31 35	36 40	41 45	46 50	51 55	56 60	61 65	66 70	71 75	76 999	Total	Pace Speed	Number in Pace
11/06/12	0	0	0	0	0	0	0	0	0	0	0	0	0	0	0	*	*
01:00	0	2	0	0	0	0	0	0	0	0	0	0	0	0	2	10-19	2
02:00	0	0	0	0	0	0	0	0	0	0	0	0	0	0	0	*	*
03:00	1	1	0	0	0	0	0	0	0	0	0	0	0	0	2	12-21	1
04:00	0	0	1	1	0	0	0	0	0	0	0	0	0	0	2	19-28	2
05:00	3	0	0	1	0	0	0	0	0	0	0	0	0	0	4	2-11	3
06:00	2	2	3	**3**	0	0	0	0	0	0	0	0	0	0	10	22-31	4
07:00	**5**	4	**4**	0	0	0	0	0	0	0	0	0	0	0	13	9-18	6
08:00	4	**5**	3	2	**1**	0	0	0	0	0	0	0	0	0	**15**	9-18	7
09:00	5	1	1	0	0	0	0	0	0	0	0	0	0	0	7	4-13	5
10:00	2	4	3	1	0	0	0	0	0	0	0	0	0	0	10	15-24	5
11:00	4	5	1	1	1	0	0	0	0	0	0	0	0	0	12	11-20	6
12 PM	5	1	4	0	**1**	0	0	0	0	0	0	0	0	0	11	6-15	5
13:00	8	**9**	5	1	0	0	0	0	0	0	0	0	0	0	23	9-18	12
14:00	**9**	9	5	0	1	0	0	0	0	0	0	0	0	0	**24**	9-18	12
15:00	4	5	3	2	0	0	0	0	0	0	0	0	0	0	14	10-19	7
16:00	7	8	3	**4**	1	0	0	0	0	0	0	0	0	0	23	8-17	11
17:00	3	8	**7**	1	1	0	0	0	0	0	0	0	0	0	20	13-22	11
18:00	3	7	3	2	1	0	0	0	0	0	0	0	0	0	16	13-22	8
19:00	1	2	1	3	0	0	0	0	0	0	0	0	0	0	7	10-19	3
20:00	1	1	2	0	0	0	0	**1**	0	0	0	0	0	0	5	18-27	2
21:00	0	1	1	1	0	0	0	0	0	0	0	0	0	0	3	14-23	2
22:00	1	0	1	0	0	0	0	0	0	0	0	0	0	0	2	5-14	1
23:00	0	2	0	0	0	0	0	0	0	0	0	0	0	0	2	10-19	2
Total	68	77	51	23	7	0	0	1	0	0	0	0	0	0	227		
Percent	30.0%	33.9%	22.5%	10.1%	3.1%	0.0%	0.0%	0.4%	0.0%	0.0%	0.0%	0.0%	0.0%	0.0%			
AM Peak	07:00	08:00	07:00	06:00	08:00										08:00		
Vol.	5	5	4	3	1										15		
PM Peak	14:00	13:00	17:00	16:00	12:00			20:00							14:00		
Vol.	9	9	7	4	1			1							24		

Pioneer Valley Planning Commission
60 Congress Street
Springfield, MA 01104
(413) 781-6045

Location : West Springfield
Operator : AB, AK
Counter # : 1602
Road Class : U0

Site Code: 9750
Station ID:
Irving St
B/W Main St & Union St
Latitude: 0' 0.0000 Undefined

Direction 1

Start Time	1 15	16 20	21 25	26 30	31 35	36 40	41 45	46 50	51 55	56 60	61 65	66 70	71 75	76 999	Total	Pace Speed	Number in Pace
11/07/12	2	1	0	0	0	0	0	0	0	0	0	0	0	0	3	2-11	2
01:00	0	0	0	0	0	0	0	0	0	0	0	0	0	0	0	*	*
02:00	0	0	0	0	0	0	0	0	0	0	0	0	0	0	0	*	*
03:00	0	0	0	0	0	0	0	0	0	0	0	0	0	0	0	*	*
04:00	0	0	2	3	0	0	0	0	0	0	0	0	0	0	5	23-32	4
05:00	4	0	0	1	0	0	0	0	0	0	0	0	0	0	5	4-13	4
06:00	4	2	1	1	0	0	0	0	0	0	0	0	0	0	8	8-17	4
07:00	*	*	*	*	*	*	*	*	*	*	*	*	*	*	*	*	*
08:00	*	*	*	*	*	*	*	*	*	*	*	*	*	*	*	*	*
09:00	*	*	*	*	*	*	*	*	*	*	*	*	*	*	*	*	*
10:00	*	*	*	*	*	*	*	*	*	*	*	*	*	*	*	*	*
11:00	*	*	*	*	*	*	*	*	*	*	*	*	*	*	*	*	*
12 PM	*	*	*	*	*	*	*	*	*	*	*	*	*	*	*	*	*
13:00	*	*	*	*	*	*	*	*	*	*	*	*	*	*	*	*	*
14:00	*	*	*	*	*	*	*	*	*	*	*	*	*	*	*	*	*
15:00	*	*	*	*	*	*	*	*	*	*	*	*	*	*	*	*	*
16:00	*	*	*	*	*	*	*	*	*	*	*	*	*	*	*	*	*
17:00	*	*	*	*	*	*	*	*	*	*	*	*	*	*	*	*	*
18:00	*	*	*	*	*	*	*	*	*	*	*	*	*	*	*	*	*
19:00	*	*	*	*	*	*	*	*	*	*	*	*	*	*	*	*	*
20:00	*	*	*	*	*	*	*	*	*	*	*	*	*	*	*	*	*
21:00	*	*	*	*	*	*	*	*	*	*	*	*	*	*	*	*	*
22:00	*	*	*	*	*	*	*	*	*	*	*	*	*	*	*	*	*
23:00	*	*	*	*	*	*	*	*	*	*	*	*	*	*	*	*	*
Total	10	3	3	5	0	0	0	0	0	0	0	0	0	0	21		
Percent	47.6%	14.3%	14.3%	23.8%	0.0%	0.0%	0.0%	0.0%	0.0%	0.0%	0.0%	0.0%	0.0%	0.0%			
AM Peak	05:00	06:00	04:00	04:00											06:00		
Vol.	4	2	2	3											8		
PM Peak Vol.																	
Total	185	172	111	50	13	2	0	1	0	0	0	0	0	0	534		
Percent	34.6%	32.2%	20.8%	9.4%	2.4%	0.4%	0.0%	0.2%	0.0%	0.0%	0.0%	0.0%	0.0%	0.0%			

15th Percentile :	6 MPH
50th Percentile :	14 MPH
85th Percentile :	22 MPH
95th Percentile :	27 MPH

Stats

10 MPH Pace Speed :	8-17 MPH
Number in Pace :	249
Percent in Pace :	46.6%
Number of Vehicles > 55 MPH :	0
Percent of Vehicles > 55 MPH :	0.0%
Mean Speed(Average) :	15 MPH

Pioneer Valley Planning Commission
60 Congress Street
Springfield, MA 01104
(413) 781-6045

Location : West Springfield
Operator : AB, AK
Counter # : 1602
Road Class : U0

Site Code: 9750
Station ID:
Irving St
B/W Main St & Union St
Latitude: 0' 0.0000 Undefined

Direction 2

Start Time	1 15	16 20	21 25	26 30	31 35	36 40	41 45	46 50	51 55	56 60	61 65	66 70	71 75	76 999	Total	Pace Speed	Number in Pace
11/05/12	*	*	*	*	*	*	*	*	*	*	*	*	*	*	*	*	*
01:00	*	*	*	*	*	*	*	*	*	*	*	*	*	*	*	*	*
02:00	*	*	*	*	*	*	*	*	*	*	*	*	*	*	*	*	*
03:00	*	*	*	*	*	*	*	*	*	*	*	*	*	*	*	*	*
04:00	*	*	*	*	*	*	*	*	*	*	*	*	*	*	*	*	*
05:00	*	*	*	*	*	*	*	*	*	*	*	*	*	*	*	*	*
06:00	*	*	*	*	*	*	*	*	*	*	*	*	*	*	*	*	*
07:00	*	*	*	*	*	*	*	*	*	*	*	*	*	*	*	*	*
08:00	3	**5**	0	0	0	0	0	0	0	0	0	0	0	0	8	11-20	5
09:00	**6**	4	2	0	0	0	0	0	0	0	0	0	0	0	12	5-14	7
10:00	**12**	5	4	0	0	0	0	0	0	0	0	0	0	0	**21**	6-15	12
11:00	**4**	5	**5**	**3**	0	0	0	0	0	0	0	0	0	0	17	17-26	7
12 PM	6	4	**9**	1	**1**	0	0	0	0	0	0	0	0	0	21	17-26	9
13:00	**6**	**10**	5	3	0	0	0	0	0	0	0	0	0	0	**24**	12-21	12
14:00	9	6	2	**4**	0	0	0	0	0	0	0	0	0	0	21	6-15	11
15:00	**8**	4	0	4	1	0	**1**	0	0	0	0	0	0	0	18	4-13	9
16:00	**12**	8	4	0	0	0	0	0	0	0	0	0	0	0	24	8-17	13
17:00	7	8	2	1	0	0	0	0	0	0	0	0	0	0	18	8-17	10
18:00	6	5	1	0	1	0	0	0	0	0	0	0	0	0	13	8-17	7
19:00	**4**	3	1	1	0	0	0	0	0	0	0	0	0	0	9	5-14	5
20:00	2	0	0	0	0	0	1	0	0	0	0	0	0	0	3	1-10	2
21:00	**3**	1	0	1	0	0	0	0	0	0	0	0	0	0	5	2-11	3
22:00	1	0	1	0	0	0	0	0	0	0	0	0	0	0	2	5-14	1
23:00	**4**	1	0	0	0	0	0	0	0	0	0	0	0	0	5	4-13	**4**
Total	93	69	36	18	3	0	2	0	0	0	0	0	0	0	221		
Percent	42.1%	31.2%	16.3%	8.1%	1.4%	0.0%	0.9%	0.0%	0.0%	0.0%	0.0%	0.0%	0.0%	0.0%			
AM Peak	10:00	08:00	11:00	11:00											10:00		
Vol.	12	5	5	3											21		
PM Peak	16:00	13:00	12:00	14:00	12:00		15:00								13:00		
Vol.	12	10	9	4	1		1								24		

Pioneer Valley Planning Commission
60 Congress Street
Springfield, MA 01104
(413) 781-6045

Location : West Springfield
Operator : AB, AK
Counter # : 1602
Road Class : U0

Site Code: 9750
Station ID:
Irving St
B/W Main St & Union St
Latitude: 0' 0.0000 Undefined

Direction 2

Start Time	1 15	16 20	21 25	26 30	31 35	36 40	41 45	46 50	51 55	56 60	61 65	66 70	71 75	76 999	Total	Pace Speed	Number in Pace
11/06/12	0	0	0	0	0	0	0	0	0	0	0	0	0	0	0	*	*
01:00	0	1	0	0	0	0	0	0	0	0	0	0	0	0	1	8-17	1
02:00	0	1	0	0	0	0	0	0	0	0	0	0	0	0	1	8-17	1
03:00	1	0	0	0	0	0	0	0	0	0	0	0	0	0	1	*	1
04:00	1	1	1	0	0	0	0	0	0	0	0	0	0	0	3	18-27	1
05:00	1	0	1	1	0	0	0	0	0	0	0	0	0	0	3	24-33	1
06:00	1	2	1	0	1	0	1	0	0	0	0	0	0	0	6	11-20	3
07:00	9	3	1	0	1	0	0	0	0	0	0	0	0	0	14	4-13	9
08:00	6	3	2	0	0	0	0	0	0	0	0	0	0	0	11	7-16	6
09:00	5	2	4	0	0	0	0	0	0	0	0	0	0	0	11	8-17	5
10:00	8	6	3	1	0	0	0	0	0	0	0	0	0	0	18	9-18	9
11:00	8	4	4	0	1	0	0	0	0	0	0	0	0	0	17	4-13	9
12 PM	8	1	2	5	0	0	0	0	0	0	0	0	0	0	16	6-15	8
13:00	4	11	3	3	0	0	0	0	0	0	0	0	0	0	21	12-21	12
14:00	12	4	2	2	0	0	0	0	0	0	0	0	0	0	20	4-13	12
15:00	7	6	5	1	0	0	0	0	0	0	0	0	0	0	19	8-17	9
16:00	7	10	3	0	0	0	0	0	0	0	0	0	0	0	20	12-21	11
17:00	10	3	6	2	0	0	0	0	0	0	0	0	0	0	21	4-13	11
18:00	2	2	4	1	0	0	0	0	0	0	0	0	0	0	9	19-28	4
19:00	3	4	2	1	0	1	0	0	0	0	0	0	0	0	11	12-21	5
20:00	4	0	4	0	0	0	0	0	0	0	0	0	0	0	8	5-14	4
21:00	0	2	4	1	0	0	0	0	0	0	0	0	0	0	7	15-24	5
22:00	2	1	1	0	0	0	0	0	0	0	0	0	0	0	4	8-17	2
23:00	0	0	0	0	0	0	0	0	0	0	0	0	0	0	0	*	*
Total	99	67	53	18	3	1	1	0	0	0	0	0	0	0	242		
Percent	40.9%	27.7%	21.9%	7.4%	1.2%	0.4%	0.4%	0.0%	0.0%	0.0%	0.0%	0.0%	0.0%	0.0%			
AM Peak	07:00	10:00	09:00	05:00	06:00		06:00								10:00		
Vol.	9	6	4	1	1		1								18		
PM Peak	14:00	13:00	17:00	12:00		19:00									13:00		
Vol.	12	11	6	5		1									21		

Pioneer Valley Planning Commission
60 Congress Street
Springfield, MA 01104
(413) 781-6045

Location : West Springfield
Operator : AB, AK
Counter # : 1602
Road Class : U0

Site Code: 9750
Station ID:
Irving St
B/W Main St & Union St
Latitude: 0' 0.0000 Undefined

Direction 2

Start Time	1 15	16 20	21 25	26 30	31 35	36 40	41 45	46 50	51 55	56 60	61 65	66 70	71 75	76 999	Total	Pace Speed	Number in Pace
11/07/12	0	0	0	0	0	0	0	0	0	0	0	0	0	0	0	*	*
01:00	0	1	0	0	0	1	0	0	0	0	0	0	0	0	2	13-22	1
02:00	0	0	0	0	0	0	0	0	0	0	0	0	0	0	0	*	*
03:00	0	0	0	0	0	0	0	0	0	0	0	0	0	0	0	*	*
04:00	0	1	2	0	0	0	0	0	0	0	0	0	0	0	3	19-28	2
05:00	1	1	2	0	0	0	0	0	0	0	0	0	0	0	4	17-26	2
06:00	2	3	0	0	0	0	0	0	0	0	0	0	0	0	5	11-20	3
07:00	*	*	*	*	*	*	*	*	*	*	*	*	*	*	*	*	*
08:00	*	*	*	*	*	*	*	*	*	*	*	*	*	*	*	*	*
09:00	*	*	*	*	*	*	*	*	*	*	*	*	*	*	*	*	*
10:00	*	*	*	*	*	*	*	*	*	*	*	*	*	*	*	*	*
11:00	*	*	*	*	*	*	*	*	*	*	*	*	*	*	*	*	*
12 PM	*	*	*	*	*	*	*	*	*	*	*	*	*	*	*	*	*
13:00	*	*	*	*	*	*	*	*	*	*	*	*	*	*	*	*	*
14:00	*	*	*	*	*	*	*	*	*	*	*	*	*	*	*	*	*
15:00	*	*	*	*	*	*	*	*	*	*	*	*	*	*	*	*	*
16:00	*	*	*	*	*	*	*	*	*	*	*	*	*	*	*	*	*
17:00	*	*	*	*	*	*	*	*	*	*	*	*	*	*	*	*	*
18:00	*	*	*	*	*	*	*	*	*	*	*	*	*	*	*	*	*
19:00	*	*	*	*	*	*	*	*	*	*	*	*	*	*	*	*	*
20:00	*	*	*	*	*	*	*	*	*	*	*	*	*	*	*	*	*
21:00	*	*	*	*	*	*	*	*	*	*	*	*	*	*	*	*	*
22:00	*	*	*	*	*	*	*	*	*	*	*	*	*	*	*	*	*
23:00	*	*	*	*	*	*	*	*	*	*	*	*	*	*	*	*	*
Total	3	6	4	0	0	1	0	0	0	0	0	0	0	0	14		
Percent	21.4%	42.9%	28.6%	0.0%	0.0%	7.1%	0.0%	0.0%	0.0%	0.0%	0.0%	0.0%	0.0%	0.0%			
AM Peak	06:00	06:00	04:00			01:00									06:00		
Vol.	2	3	2			1									5		
PM Peak																	
Vol.																	
Total	195	142	93	36	6	2	3	0	0	0	0	0	0	0	477		
Percent	40.9%	29.8%	19.5%	7.5%	1.3%	0.4%	0.6%	0.0%	0.0%	0.0%	0.0%	0.0%	0.0%	0.0%			

15th Percentile :	6 MPH
50th Percentile :	12 MPH
85th Percentile :	21 MPH
95th Percentile :	26 MPH

Stats

10 MPH Pace Speed :	7-16 MPH
Number in Pace :	235
Percent in Pace :	49.3%
Number of Vehicles > 55 MPH :	0
Percent of Vehicles > 55 MPH :	0.0%
Mean Speed(Average) :	14 MPH

Pioneer Valley Planning Commission
60 Congress Street
Springfield, MA 01104
(413) 781-6045

Location : West Springfield
Operator : AB, AK
Counter # : 1477
Road Class : U0

Site Code: 9751
Station ID:
Church St
B/W Main St & Union St
Latitude: 0' 0.0000 Undefined

Direction 1

Start Time	1 15	16 20	21 25	26 30	31 35	36 40	41 45	46 50	51 55	56 60	61 65	66 70	71 75	76 999	Total	Pace Speed	Number in Pace
11/05/12	*	*	*	*	*	*	*	*	*	*	*	*	*	*	*	*	*
01:00	*	*	*	*	*	*	*	*	*	*	*	*	*	*	*	*	*
02:00	*	*	*	*	*	*	*	*	*	*	*	*	*	*	*	*	*
03:00	*	*	*	*	*	*	*	*	*	*	*	*	*	*	*	*	*
04:00	*	*	*	*	*	*	*	*	*	*	*	*	*	*	*	*	*
05:00	*	*	*	*	*	*	*	*	*	*	*	*	*	*	*	*	*
06:00	*	*	*	*	*	*	*	*	*	*	*	*	*	*	*	*	*
07:00	*	*	*	*	*	*	*	*	*	*	*	*	*	*	*	*	*
08:00	*	*	*	*	*	*	*	*	*	*	*	*	*	*	*	*	*
09:00	**8**	0	0	0	0	0	0	0	0	0	0	0	0	0	**8**	6-15	6
10:00	0	0	0	0	0	0	0	0	0	0	0	0	0	0	0	*	*
11:00	6	0	0	0	0	0	0	0	0	0	0	0	0	0	6	2-11	5
12 PM	**9**	1	0	0	0	0	0	0	0	0	0	0	0	0	10	4-13	8
13:00	8	1	0	0	0	0	0	0	0	0	0	0	0	0	9	3-12	7
14:00	4	2	0	0	0	0	0	0	0	0	0	0	0	0	6	3-12	4
15:00	8	6	6	4	1	0	0	0	0	0	0	0	0	0	25	9-18	10
16:00	3	7	11	2	1	0	0	0	0	0	0	0	0	0	24	17-26	13
17:00	5	**11**	**12**	**5**	**3**	0	0	0	0	0	0	0	0	0	**36**	16-25	17
18:00	1	6	10	3	0	0	0	0	0	0	0	0	0	0	20	17-26	13
19:00	3	3	7	5	0	**1**	0	0	0	0	0	0	0	0	19	21-30	9
20:00	2	1	3	0	0	0	0	0	0	0	0	0	0	0	6	14-23	3
21:00	0	1	3	1	0	0	0	0	0	0	0	0	0	0	5	17-26	4
22:00	1	2	2	1	0	0	0	0	0	0	0	0	0	0	6	10-19	3
23:00	0	1	0	2	1	0	0	0	0	0	0	0	0	0	4	27-36	2
Total	58	42	54	23	6	1	0	0	0	0	0	0	0	0	184		
Percent	31.5%	22.8%	29.3%	12.5%	3.3%	0.5%	0.0%	0.0%	0.0%	0.0%	0.0%	0.0%	0.0%	0.0%			
AM Peak	09:00														09:00		
Vol.	8														8		
PM Peak	12:00	17:00	17:00	17:00	17:00	19:00									17:00		
Vol.	9	11	12	5	3	1									36		

Pioneer Valley Planning Commission
60 Congress Street
Springfield, MA 01104
(413) 781-6045

Location : West Springfield
Operator : AB, AK
Counter # : 1477
Road Class : U0

Site Code: 9751
Station ID:
Church St
B/W Main St & Union St
Latitude: 0' 0.0000 Undefined

Direction 1

Start Time	1 15	16 20	21 25	26 30	31 35	36 40	41 45	46 50	51 55	56 60	61 65	66 70	71 75	76 999	Total	Pace Speed	Number in Pace
11/06/12	0	0	0	0	0	0	0	0	0	0	0	0	0	0	0	*	*
01:00	2	0	0	1	0	0	0	0	0	0	0	0	0	0	3	1-10	2
02:00	0	0	0	0	0	0	0	0	0	0	0	0	0	0	0	*	*
03:00	0	0	0	0	0	0	0	0	0	0	0	0	0	0	0	*	*
04:00	0	0	0	0	0	0	0	0	0	0	0	0	0	0	0	*	*
05:00	1	0	0	0	0	0	0	0	0	0	0	0	0	0	1	*	1
06:00	0	1	0	0	0	0	0	0	0	0	0	0	0	0	1	8-17	1
07:00	1	0	3	2	0	0	0	0	0	0	0	0	0	0	6	19-28	4
08:00	**3**	**6**	1	1	**1**	0	0	0	0	0	0	0	0	0	12	10-19	7
09:00	0	4	10	**5**	0	0	0	0	0	0	0	0	0	0	19	19-28	13
10:00	3	3	3	4	1	**1**	0	0	0	0	0	0	0	0	15	22-31	5
11:00	2	3	**11**	5	0	0	0	0	0	0	0	0	0	0	**21**	20-29	13
12 PM	4	7	10	9	3	0	0	0	0	0	0	0	0	0	33	20-29	15
13:00	**6**	8	5	6	1	0	0	0	0	0	0	0	0	0	26	9-18	11
14:00	4	10	9	6	1	**1**	0	0	0	0	0	0	0	0	31	15-24	15
15:00	4	4	7	8	**4**	0	0	0	0	0	0	0	0	0	27	20-29	12
16:00	3	4	**16**	6	0	0	0	0	0	0	0	0	0	0	29	20-29	18
17:00	3	**12**	11	**10**	4	0	0	0	0	0	0	0	0	0	**40**	19-28	18
18:00	1	2	4	5	3	0	0	0	0	0	0	0	0	0	15	21-30	8
19:00	1	2	1	0	0	0	0	0	0	0	0	0	0	0	4	15-24	2
20:00	0	2	2	4	0	0	0	0	0	0	0	0	0	0	8	19-28	5
21:00	1	1	1	1	0	0	0	0	0	0	0	0	0	0	4	8-17	2
22:00	1	0	0	0	1	0	0	0	0	0	0	0	0	0	2	5-14	1
23:00	0	0	2	0	1	0	0	0	0	0	0	0	0	0	3	15-24	2
Total	40	69	96	73	20	2	0	0	0	0	0	0	0	0	300		
Percent	13.3%	23.0%	32.0%	24.3%	6.7%	0.7%	0.0%	0.0%	0.0%	0.0%	0.0%	0.0%	0.0%	0.0%			
AM Peak	08:00	08:00	11:00	09:00	08:00	10:00									11:00		
Vol.	3	6	11	5	1	1									21		
PM Peak	13:00	17:00	16:00	17:00	15:00	14:00									17:00		
Vol.	6	12	16	10	4	1									40		

Pioneer Valley Planning Commission
60 Congress Street
Springfield, MA 01104
(413) 781-6045

Location : West Springfield
Operator : AB, AK
Counter # : 1477
Road Class : U0

Site Code: 9751
Station ID:
Church St
B/W Main St & Union St
Latitude: 0' 0.0000 Undefined

Direction 1

Start Time	1 15	16 20	21 25	26 30	31 35	36 40	41 45	46 50	51 55	56 60	61 65	66 70	71 75	76 999	Total	Pace Speed	Number in Pace
11/07/12	0	0	**2**	0	0	0	0	0	0	0	0	0	0	0	2	15-24	2
01:00	0	**1**	2	0	0	**1**	0	0	0	0	0	0	0	0	**4**	19-28	2
02:00	0	0	0	**1**	0	0	0	0	0	0	0	0	0	0	1	19-28	1
03:00	0	0	0	0	0	0	0	0	0	0	0	0	0	0	0	*	*
04:00	0	0	0	1	0	0	0	0	0	0	0	0	0	0	1	19-28	1
05:00	**1**	0	0	0	0	0	0	0	0	0	0	0	0	0	1	*	1
06:00	0	1	1	1	0	0	0	0	0	0	0	0	0	0	3	14-23	2
07:00	*	*	*	*	*	*	*	*	*	*	*	*	*	*	*	*	*
08:00	*	*	*	*	*	*	*	*	*	*	*	*	*	*	*	*	*
09:00	*	*	*	*	*	*	*	*	*	*	*	*	*	*	*	*	*
10:00	*	*	*	*	*	*	*	*	*	*	*	*	*	*	*	*	*
11:00	*	*	*	*	*	*	*	*	*	*	*	*	*	*	*	*	*
12 PM	*	*	*	*	*	*	*	*	*	*	*	*	*	*	*	*	*
13:00	*	*	*	*	*	*	*	*	*	*	*	*	*	*	*	*	*
14:00	*	*	*	*	*	*	*	*	*	*	*	*	*	*	*	*	*
15:00	*	*	*	*	*	*	*	*	*	*	*	*	*	*	*	*	*
16:00	*	*	*	*	*	*	*	*	*	*	*	*	*	*	*	*	*
17:00	*	*	*	*	*	*	*	*	*	*	*	*	*	*	*	*	*
18:00	*	*	*	*	*	*	*	*	*	*	*	*	*	*	*	*	*
19:00	*	*	*	*	*	*	*	*	*	*	*	*	*	*	*	*	*
20:00	*	*	*	*	*	*	*	*	*	*	*	*	*	*	*	*	*
21:00	*	*	*	*	*	*	*	*	*	*	*	*	*	*	*	*	*
22:00	*	*	*	*	*	*	*	*	*	*	*	*	*	*	*	*	*
23:00	*	*	*	*	*	*	*	*	*	*	*	*	*	*	*	*	*
Total	1	2	5	3	0	1	0	0	0	0	0	0	0	0	12		
Percent	8.3%	16.7%	41.7%	25.0%	0.0%	8.3%	0.0%	0.0%	0.0%	0.0%	0.0%	0.0%	0.0%	0.0%			
AM Peak	05:00	01:00	00:00	02:00		01:00									01:00		
Vol.	1	1	2	1		1									4		
PM Peak Vol.																	
Total	99	113	155	99	26	4	0	0	0	0	0	0	0	0	496		
Percent	20.0%	22.8%	31.3%	20.0%	5.2%	0.8%	0.0%	0.0%	0.0%	0.0%	0.0%	0.0%	0.0%	0.0%			

15th Percentile :	8 MPH
50th Percentile :	18 MPH
85th Percentile :	26 MPH
95th Percentile :	30 MPH

Stats

10 MPH Pace Speed :	18-27 MPH
Number in Pace :	206
Percent in Pace :	41.5%
Number of Vehicles > 55 MPH :	0
Percent of Vehicles > 55 MPH :	0.0%
Mean Speed(Average) :	18 MPH

Pioneer Valley Planning Commission
60 Congress Street
Springfield, MA 01104
(413) 781-6045

Location : West Springfield
Operator : AB, AK
Counter # : 1477
Road Class : U0

Site Code: 9751
Station ID:
Church St
B/W Main St & Union St
Latitude: 0' 0.0000 Undefined

Direction 2

Start Time	1 15	16 20	21 25	26 30	31 35	36 40	41 45	46 50	51 55	56 60	61 65	66 70	71 75	76 999	Total	Pace Speed	Number in Pace
11/05/12	*	*	*	*	*	*	*	*	*	*	*	*	*	*	*	*	*
01:00	*	*	*	*	*	*	*	*	*	*	*	*	*	*	*	*	*
02:00	*	*	*	*	*	*	*	*	*	*	*	*	*	*	*	*	*
03:00	*	*	*	*	*	*	*	*	*	*	*	*	*	*	*	*	*
04:00	*	*	*	*	*	*	*	*	*	*	*	*	*	*	*	*	*
05:00	*	*	*	*	*	*	*	*	*	*	*	*	*	*	*	*	*
06:00	*	*	*	*	*	*	*	*	*	*	*	*	*	*	*	*	*
07:00	*	*	*	*	*	*	*	*	*	*	*	*	*	*	*	*	*
08:00	*	*	*	*	*	*	*	*	*	*	*	*	*	*	*	*	*
09:00	**7**	**1**	0	0	0	0	0	0	0	0	0	0	0	0	**8**	3-12	6
10:00	1	0	0	0	0	0	0	0	0	0	0	0	0	0	1	*	1
11:00	5	0	0	0	0	0	0	0	0	0	0	0	0	0	5	4-13	4
12 PM	8	1	0	0	0	0	0	0	0	0	0	0	0	0	9	3-12	7
13:00	**17**	1	0	0	0	0	0	0	0	0	0	0	0	0	18	3-12	14
14:00	14	0	0	0	0	0	0	0	0	0	0	0	0	0	14	5-14	11
15:00	16	3	3	0	0	0	0	0	0	0	0	0	0	0	**22**	4-13	15
16:00	2	5	**8**	**3**	**1**	0	0	0	0	0	0	0	0	0	19	18-27	10
17:00	9	**7**	2	1	0	0	0	0	0	0	0	0	0	0	19	9-18	10
18:00	2	3	1	1	0	0	0	0	0	0	0	0	0	0	7	9-18	4
19:00	1	4	2	0	0	0	0	0	0	0	0	0	0	0	7	15-24	4
20:00	0	0	1	0	0	0	0	0	0	0	0	0	0	0	1	14-23	1
21:00	2	3	2	0	0	0	0	0	0	0	0	0	0	0	7	9-18	4
22:00	0	0	0	1	0	0	0	0	0	0	0	0	0	0	1	19-28	1
23:00	0	0	0	0	0	0	0	0	0	0	0	0	0	0	0	*	*
Total	84	28	19	6	1	0	0	0	0	0	0	0	0	0	138		
Percent	60.9%	20.3%	13.8%	4.3%	0.7%	0.0%	0.0%	0.0%	0.0%	0.0%	0.0%	0.0%	0.0%	0.0%			
AM Peak	09:00	09:00													09:00		
Vol.	7	1													8		
PM Peak	13:00	17:00	16:00	16:00	16:00										15:00		
Vol.	17	7	8	3	1										22		

Pioneer Valley Planning Commission
60 Congress Street
Springfield, MA 01104
(413) 781-6045

Location : West Springfield
Operator : AB, AK
Counter # : 1477
Road Class : U0

Site Code: 9751
Station ID:
Church St
B/W Main St & Union St
Latitude: 0' 0.0000 Undefined

Direction 2

Start Time	1 15	16 20	21 25	26 30	31 35	36 40	41 45	46 50	51 55	56 60	61 65	66 70	71 75	76 999	Total	Pace Speed	Number in Pace
11/06/12	0	0	1	0	0	0	0	0	0	0	0	0	0	0	1	14-23	1
01:00	1	0	0	0	0	0	0	0	0	0	0	0	0	0	1	*	1
02:00	0	0	0	0	0	0	0	0	0	0	0	0	0	0	0	*	*
03:00	1	2	0	0	0	0	0	0	0	0	0	0	0	0	3	11-20	2
04:00	0	0	1	0	0	0	0	0	0	0	0	0	0	0	1	14-23	1
05:00	0	0	1	2	0	0	0	0	0	0	0	0	0	0	3	21-30	3
06:00	1	0	2	1	1	0	0	0	0	0	0	0	0	0	5	24-33	2
07:00	2	5	1	2	0	0	0	0	0	0	0	0	0	0	10	11-20	6
08:00	3	3	11	5	1	0	0	0	0	0	0	0	0	0	23	18-27	13
09:00	0	4	7	3	0	0	0	0	0	0	0	0	0	0	14	19-28	9
10:00	4	5	9	1	0	0	0	0	0	0	0	0	0	0	19	15-24	10
11:00	3	1	5	3	0	0	0	0	0	0	0	0	0	0	12	19-28	6
12 PM	3	6	5	1	1	0	0	0	0	0	0	0	0	0	16	14-23	8
13:00	7	2	7	2	2	0	0	0	0	0	0	0	0	0	20	6-15	8
14:00	7	7	2	2	2	0	0	0	0	0	0	0	0	0	20	7-16	10
15:00	3	4	7	1	1	0	0	0	0	0	0	0	0	0	16	16-25	8
16:00	4	7	5	1	0	0	0	0	0	0	0	0	0	0	17	11-20	9
17:00	4	5	3	2	0	0	0	0	0	0	0	0	0	0	14	10-19	7
18:00	2	3	3	1	0	0	0	0	0	0	0	0	0	0	9	17-26	4
19:00	1	0	4	0	0	0	0	0	0	0	0	0	0	0	5	21-30	3
20:00	0	2	5	0	0	0	0	0	0	0	0	0	0	0	7	17-26	6
21:00	1	2	1	2	0	0	0	0	0	0	0	0	0	0	6	11-20	3
22:00	0	3	0	0	0	0	0	0	0	0	0	0	0	0	3	11-20	3
23:00	0	0	0	0	0	0	0	0	0	0	0	0	0	0	0	*	*
Total	47	61	80	29	8	0	0	0	0	0	0	0	0	0	225		
Percent	20.9%	27.1%	35.6%	12.9%	3.6%	0.0%	0.0%	0.0%	0.0%	0.0%	0.0%	0.0%	0.0%	0.0%			
AM Peak	10:00	07:00	08:00	08:00	06:00										08:00		
Vol.	4	5	11	5	1										23		
PM Peak	13:00	14:00	13:00	13:00	13:00										13:00		
Vol.	7	7	7	2	2										20		

Pioneer Valley Planning Commission
60 Congress Street
Springfield, MA 01104
(413) 781-6045

Location : West Springfield
Operator : AB, AK
Counter # : 1477
Road Class : U0

Site Code: 9751
Station ID:
Church St
B/W Main St & Union St
Latitude: 0' 0.0000 Undefined

Direction 2

Start Time	1 15	16 20	21 25	26 30	31 35	36 40	41 45	46 50	51 55	56 60	61 65	66 70	71 75	76 999	Total	Pace Speed	Number in Pace
11/07/12	0	0	0	0	0	0	0	0	0	0	0	0	0	0	0	*	*
01:00	0	0	1	0	0	0	0	0	0	0	0	0	0	0	1	14-23	1
02:00	0	0	0	0	0	0	0	0	0	0	0	0	0	0	0	*	*
03:00	1	0	1	0	0	0	0	0	0	0	0	0	0	0	2	5-14	1
04:00	0	0	0	0	0	0	0	0	0	0	0	0	0	0	0	*	*
05:00	0	0	1	1	0	0	0	0	0	0	0	0	0	0	2	19-28	2
06:00	0	1	1	2	0	0	0	0	0	0	0	0	0	0	4	24-33	2
07:00	*	*	*	*	*	*	*	*	*	*	*	*	*	*	*	*	*
08:00	*	*	*	*	*	*	*	*	*	*	*	*	*	*	*	*	*
09:00	*	*	*	*	*	*	*	*	*	*	*	*	*	*	*	*	*
10:00	*	*	*	*	*	*	*	*	*	*	*	*	*	*	*	*	*
11:00	*	*	*	*	*	*	*	*	*	*	*	*	*	*	*	*	*
12 PM	*	*	*	*	*	*	*	*	*	*	*	*	*	*	*	*	*
13:00	*	*	*	*	*	*	*	*	*	*	*	*	*	*	*	*	*
14:00	*	*	*	*	*	*	*	*	*	*	*	*	*	*	*	*	*
15:00	*	*	*	*	*	*	*	*	*	*	*	*	*	*	*	*	*
16:00	*	*	*	*	*	*	*	*	*	*	*	*	*	*	*	*	*
17:00	*	*	*	*	*	*	*	*	*	*	*	*	*	*	*	*	*
18:00	*	*	*	*	*	*	*	*	*	*	*	*	*	*	*	*	*
19:00	*	*	*	*	*	*	*	*	*	*	*	*	*	*	*	*	*
20:00	*	*	*	*	*	*	*	*	*	*	*	*	*	*	*	*	*
21:00	*	*	*	*	*	*	*	*	*	*	*	*	*	*	*	*	*
22:00	*	*	*	*	*	*	*	*	*	*	*	*	*	*	*	*	*
23:00	*	*	*	*	*	*	*	*	*	*	*	*	*	*	*	*	*
Total	1	1	4	3	0	0	0	0	0	0	0	0	0	0	9		
Percent	11.1%	11.1%	44.4%	33.3%	0.0%	0.0%	0.0%	0.0%	0.0%	0.0%	0.0%	0.0%	0.0%	0.0%			
AM Peak	03:00	06:00	01:00	06:00											06:00		
Vol.	1	1	1	2											4		
PM Peak Vol.																	
Total	132	90	103	38	9	0	0	0	0	0	0	0	0	0	372		
Percent	35.5%	24.2%	27.7%	10.2%	2.4%	0.0%	0.0%	0.0%	0.0%	0.0%	0.0%	0.0%	0.0%	0.0%			

15th Percentile : 6 MPH
50th Percentile : 14 MPH
85th Percentile : 23 MPH
95th Percentile : 27 MPH

Stats

10 MPH Pace Speed : 7-16 MPH
Number in Pace : 164
Percent in Pace : 44.1%
Number of Vehicles > 55 MPH : 0
Percent of Vehicles > 55 MPH : 0.0%
Mean Speed(Average) : 15 MPH

Pioneer Valley Planning Commission
60 Congress Street
Springfield, MA 01104
(413) 781-6045

Location : West Springfield
Operator : AB, AK
Counter # : 1601
Road Class : U0

Site Code: 9752
Station ID:
Spring St
B/W Main St & Union St
Latitude: 0' 0.0000 Undefined

Direction 1

Start Time	1 15	16 20	21 25	26 30	31 35	36 40	41 45	46 50	51 55	56 60	61 65	66 70	71 75	76 999	Total	Pace Speed	Number in Pace
11/05/12	*	*	*	*	*	*	*	*	*	*	*	*	*	*	*	*	*
01:00	*	*	*	*	*	*	*	*	*	*	*	*	*	*	*	*	*
02:00	*	*	*	*	*	*	*	*	*	*	*	*	*	*	*	*	*
03:00	*	*	*	*	*	*	*	*	*	*	*	*	*	*	*	*	*
04:00	*	*	*	*	*	*	*	*	*	*	*	*	*	*	*	*	*
05:00	*	*	*	*	*	*	*	*	*	*	*	*	*	*	*	*	*
06:00	*	*	*	*	*	*	*	*	*	*	*	*	*	*	*	*	*
07:00	*	*	*	*	*	*	*	*	*	*	*	*	*	*	*	*	*
08:00	*	*	*	*	*	*	*	*	*	*	*	*	*	*	*	*	*
09:00	0	0	0	0	0	0	0	0	0	0	0	0	0	0	0	*	*
10:00	0	0	0	0	0	0	0	0	0	0	0	0	0	0	0	*	*
11:00	0	0	**2**	0	0	0	0	0	0	0	0	0	0	0	**2**	15-24	2
12 PM	0	0	0	0	0	0	0	0	0	0	0	0	0	0	0	*	*
13:00	0	0	0	0	0	0	0	0	0	0	0	0	0	0	0	*	*
14:00	0	0	0	0	0	0	0	0	0	0	0	0	0	0	0	*	*
15:00	0	0	0	0	0	0	0	0	0	0	0	0	0	0	0	*	*
16:00	0	0	0	0	0	0	0	0	0	0	0	0	0	0	0	*	*
17:00	0	0	0	0	0	0	0	0	0	0	0	0	0	0	0	*	*
18:00	0	0	0	0	0	0	0	0	0	0	0	0	0	0	0	*	*
19:00	0	0	0	0	0	0	0	0	0	0	0	0	0	0	0	*	*
20:00	0	0	0	0	0	0	0	0	0	0	0	0	0	0	0	*	*
21:00	0	0	0	0	0	0	0	0	0	0	0	0	0	0	0	*	*
22:00	**1**	0	**1**	0	0	0	0	0	0	0	0	0	0	0	**2**	5-14	1
23:00	0	0	0	0	0	0	0	0	0	0	0	0	0	0	0	*	*
Total	1	0	3	0	0	0	0	0	0	0	0	0	0	0	4		
Percent	25.0%	0.0%	75.0%	0.0%	0.0%	0.0%	0.0%	0.0%	0.0%	0.0%	0.0%	0.0%	0.0%	0.0%			
AM Peak			11:00												11:00		
Vol.			2												2		
PM Peak	22:00		22:00												22:00		
Vol.	1		1												2		

Pioneer Valley Planning Commission
60 Congress Street
Springfield, MA 01104
(413) 781-6045

Location : West Springfield
Operator : AB, AK
Counter # : 1601
Road Class : U0

Site Code: 9752
Station ID:
Spring St
B/W Main St & Union St
Latitude: 0' 0.0000 Undefined

Direction 1

Start Time	1 15	16 20	21 25	26 30	31 35	36 40	41 45	46 50	51 55	56 60	61 65	66 70	71 75	76 999	Total	Pace Speed	Number in Pace
11/06/12	0	0	0	0	0	0	0	0	0	0	0	0	0	0	0	*	*
01:00	0	0	0	0	0	0	0	0	0	0	0	0	0	0	0	*	*
02:00	0	0	0	0	0	0	0	0	0	0	0	0	0	0	0	*	*
03:00	0	0	0	0	0	0	0	0	0	0	0	0	0	0	0	*	*
04:00	0	0	0	0	0	0	0	0	0	0	0	0	0	0	0	*	*
05:00	0	0	0	0	0	0	0	0	0	0	0	0	0	0	0	*	*
06:00	0	0	0	0	0	0	0	0	0	0	0	0	0	0	0	*	*
07:00	0	1	0	0	0	0	0	0	0	0	0	0	0	0	1	8-17	1
08:00	0	0	0	0	0	0	0	0	0	0	0	0	0	0	0	*	*
09:00	0	0	0	0	0	0	0	0	0	0	0	0	0	0	0	*	*
10:00	0	0	0	0	0	0	0	0	0	0	0	0	0	0	0	*	*
11:00	2	0	0	0	0	0	0	0	0	0	0	0	0	0	2	2-11	2
12 PM	0	0	0	0	0	0	0	0	0	0	0	0	0	0	0	*	*
13:00	1	0	0	0	0	0	0	0	0	0	0	0	0	0	1	*	1
14:00	0	0	0	0	0	0	0	0	0	0	0	0	0	0	0	*	*
15:00	0	0	0	0	0	0	0	0	0	0	0	0	0	0	0	*	*
16:00	0	0	0	0	0	0	0	0	0	0	0	0	0	0	0	*	*
17:00	0	0	0	0	0	0	0	0	0	0	0	0	0	0	0	*	*
18:00	0	0	0	0	0	0	0	0	0	0	0	0	0	0	0	*	*
19:00	0	0	0	0	0	0	0	0	0	0	0	0	0	0	0	*	*
20:00	0	0	0	0	0	0	0	0	0	0	0	0	0	0	0	*	*
21:00	0	0	0	0	0	0	0	0	0	0	0	0	0	0	0	*	*
22:00	0	0	0	0	0	0	0	0	0	0	0	0	0	0	0	*	*
23:00	1	0	0	0	0	0	0	0	0	0	0	0	0	0	1	*	1
Total	4	1	0	0	0	0	0	0	0	0	0	0	0	0	5		
Percent	80.0%	20.0%	0.0%	0.0%	0.0%	0.0%	0.0%	0.0%	0.0%	0.0%	0.0%	0.0%	0.0%	0.0%			
AM Peak	11:00	07:00													11:00		
Vol.	2	1													2		
PM Peak	13:00														13:00		
Vol.	1														1		

Pioneer Valley Planning Commission
60 Congress Street
Springfield, MA 01104
(413) 781-6045

Location : West Springfield
Operator : AB, AK
Counter # : 1601
Road Class : U0

Site Code: 9752
Station ID:
Spring St
B/W Main St & Union St
Latitude: 0' 0.0000 Undefined

Direction 1

Start Time	1 15	16 20	21 25	26 30	31 35	36 40	41 45	46 50	51 55	56 60	61 65	66 70	71 75	76 999	Total	Pace Speed	Number in Pace
11/07/12	0	0	0	0	0	0	0	0	0	0	0	0	0	0	0	*	*
01:00	0	0	0	0	0	0	0	0	0	0	0	0	0	0	0	*	*
02:00	0	0	0	0	0	0	0	0	0	0	0	0	0	0	0	*	*
03:00	0	0	0	0	0	0	0	0	0	0	0	0	0	0	0	*	*
04:00	0	0	0	0	0	0	0	0	0	0	0	0	0	0	0	*	*
05:00	0	0	0	0	0	0	0	0	0	0	0	0	0	0	0	*	*
06:00	0	0	0	0	0	0	0	0	0	0	0	0	0	0	0	*	*
07:00	*	*	*	*	*	*	*	*	*	*	*	*	*	*	*	*	*
08:00	*	*	*	*	*	*	*	*	*	*	*	*	*	*	*	*	*
09:00	*	*	*	*	*	*	*	*	*	*	*	*	*	*	*	*	*
10:00	*	*	*	*	*	*	*	*	*	*	*	*	*	*	*	*	*
11:00	*	*	*	*	*	*	*	*	*	*	*	*	*	*	*	*	*
12 PM	*	*	*	*	*	*	*	*	*	*	*	*	*	*	*	*	*
13:00	*	*	*	*	*	*	*	*	*	*	*	*	*	*	*	*	*
14:00	*	*	*	*	*	*	*	*	*	*	*	*	*	*	*	*	*
15:00	*	*	*	*	*	*	*	*	*	*	*	*	*	*	*	*	*
16:00	*	*	*	*	*	*	*	*	*	*	*	*	*	*	*	*	*
17:00	*	*	*	*	*	*	*	*	*	*	*	*	*	*	*	*	*
18:00	*	*	*	*	*	*	*	*	*	*	*	*	*	*	*	*	*
19:00	*	*	*	*	*	*	*	*	*	*	*	*	*	*	*	*	*
20:00	*	*	*	*	*	*	*	*	*	*	*	*	*	*	*	*	*
21:00	*	*	*	*	*	*	*	*	*	*	*	*	*	*	*	*	*
22:00	*	*	*	*	*	*	*	*	*	*	*	*	*	*	*	*	*
23:00	*	*	*	*	*	*	*	*	*	*	*	*	*	*	*	*	*
Total	0	0	0	0	0	0	0	0	0	0	0	0	0	0	0		
Percent	0.0%	0.0%	0.0%	0.0%	0.0%	0.0%	0.0%	0.0%	0.0%	0.0%	0.0%	0.0%	0.0%	0.0%			
AM Peak Vol.																	
PM Peak Vol.																	
Total	5	1	3	0	0	0	0	0	0	0	0	0	0	0	9		
Percent	55.6%	11.1%	33.3%	0.0%	0.0%	0.0%	0.0%	0.0%	0.0%	0.0%	0.0%	0.0%	0.0%	0.0%			

15th Percentile :	5 MPH
50th Percentile :	10 MPH
85th Percentile :	21 MPH
95th Percentile :	24 MPH

Stats

10 MPH Pace Speed :	5-14 MPH
Number in Pace :	5
Percent in Pace :	55.6%
Number of Vehicles > 55 MPH :	0
Percent of Vehicles > 55 MPH :	0.0%
Mean Speed(Average) :	13 MPH

Pioneer Valley Planning Commission
60 Congress Street
Springfield, MA 01104
(413) 781-6045

Location : West Springfield
Operator : AB, AK
Counter # : 1601
Road Class : U0

Site Code: 9752
Station ID:
Spring St
B/W Main St & Union St
Latitude: 0' 0.0000 Undefined

Direction 2

Start Time	1 15	16 20	21 25	26 30	31 35	36 40	41 45	46 50	51 55	56 60	61 65	66 70	71 75	76 999	Total	Pace Speed	Number in Pace
11/05/12	*	*	*	*	*	*	*	*	*	*	*	*	*	*	*	*	*
01:00	*	*	*	*	*	*	*	*	*	*	*	*	*	*	*	*	*
02:00	*	*	*	*	*	*	*	*	*	*	*	*	*	*	*	*	*
03:00	*	*	*	*	*	*	*	*	*	*	*	*	*	*	*	*	*
04:00	*	*	*	*	*	*	*	*	*	*	*	*	*	*	*	*	*
05:00	*	*	*	*	*	*	*	*	*	*	*	*	*	*	*	*	*
06:00	*	*	*	*	*	*	*	*	*	*	*	*	*	*	*	*	*
07:00	*	*	*	*	*	*	*	*	*	*	*	*	*	*	*	*	*
08:00	*	*	*	*	*	*	*	*	*	*	*	*	*	*	*	*	*
09:00	**6**	**12**	6	**3**	0	0	0	0	0	0	0	0	0	0	**27**	13-22	14
10:00	3	7	5	1	0	0	0	0	0	0	0	0	0	0	16	12-21	9
11:00	4	8	**8**	2	0	0	0	0	0	0	0	0	0	0	22	**15-24**	12
12 PM	4	**11**	**14**	**3**	0	0	0	0	0	0	0	0	0	0	**32**	16-25	18
13:00	2	4	9	0	0	0	0	0	0	0	0	0	0	0	15	16-25	10
14:00	**6**	10	9	3	0	0	0	0	0	0	0	0	0	0	28	13-22	14
15:00	1	10	1	1	0	0	0	0	0	0	0	0	0	0	13	11-20	10
16:00	3	7	5	1	0	0	0	0	0	0	0	0	0	0	16	12-21	9
17:00	4	5	4	1	0	0	0	0	0	0	0	0	0	0	14	10-19	7
18:00	3	3	2	0	0	0	0	0	0	0	0	0	0	0	8	10-19	4
19:00	1	2	1	0	0	0	0	0	0	0	0	0	0	0	4	15-24	2
20:00	1	2	3	1	0	0	0	0	0	0	0	0	0	0	7	15-24	4
21:00	3	2	2	3	0	0	0	0	0	0	0	0	0	0	10	4-13	4
22:00	1	2	1	1	0	**1**	0	0	0	0	0	0	0	0	6	11-20	3
23:00	0	0	0	0	0	0	0	0	0	0	0	0	0	0	0	*	*
Total	42	85	70	20	0	1	0	0	0	0	0	0	0	0	218		
Percent	19.3%	39.0%	32.1%	9.2%	0.0%	0.5%	0.0%	0.0%	0.0%	0.0%	0.0%	0.0%	0.0%	0.0%			
AM Peak	09:00	09:00	11:00	09:00											09:00		
Vol.	6	12	8	3											27		
PM Peak	14:00	12:00	12:00	12:00		22:00									12:00		
Vol.	6	11	14	3		1									32		

Pioneer Valley Planning Commission
60 Congress Street
Springfield, MA 01104
(413) 781-6045

Location : West Springfield
Operator : AB, AK
Counter # : 1601
Road Class : U0

Site Code: 9752
Station ID:
Spring St
B/W Main St & Union St
Latitude: 0' 0.0000 Undefined

Direction 2

Start Time	1 15	16 20	21 25	26 30	31 35	36 40	41 45	46 50	51 55	56 60	61 65	66 70	71 75	76 999	Total	Pace Speed	Number in Pace
11/06/12	0	0	2	0	0	0	0	0	0	0	0	0	0	0	2	15-24	2
01:00	0	0	0	0	0	0	0	0	0	0	0	0	0	0	0	*	*
02:00	0	0	0	0	0	0	0	0	0	0	0	0	0	0	0	*	*
03:00	0	0	0	0	0	0	0	0	0	0	0	0	0	0	0	*	*
04:00	0	0	0	0	1	0	0	0	0	0	0	0	0	0	1	24-33	1
05:00	0	3	0	0	0	0	0	0	0	0	0	0	0	0	3	11-20	3
06:00	0	3	2	0	0	0	0	0	0	0	0	0	0	0	5	13-22	4
07:00	2	0	4	1	0	0	0	0	0	0	0	0	0	0	7	18-27	4
08:00	5	1	4	0	0	0	0	0	0	0	0	0	0	0	10	6-15	5
09:00	1	6	2	1	0	0	0	0	0	0	0	0	0	0	10	14-23	6
10:00	7	3	3	3	0	0	0	0	0	0	0	0	0	0	16	4-13	8
11:00	12	8	1	1	0	0	0	0	0	0	0	0	0	0	22	5-14	13
12 PM	4	8	5	4	0	0	0	0	0	0	0	0	0	0	21	13-22	10
13:00	5	8	5	3	0	0	0	0	0	0	0	0	0	0	21	13-22	10
14:00	5	5	6	1	0	0	0	0	0	0	0	0	0	0	17	13-22	8
15:00	3	6	6	2	1	0	0	0	0	0	0	0	0	0	18	13-22	9
16:00	1	6	5	0	0	0	0	0	0	0	0	0	0	0	12	13-22	8
17:00	3	3	4	2	0	0	0	0	0	0	0	0	0	0	12	17-26	5
18:00	2	4	0	0	1	0	0	0	0	0	0	0	0	0	7	12-21	4
19:00	1	3	3	0	0	0	0	0	0	0	0	0	0	0	7	16-25	4
20:00	1	2	0	0	0	0	0	0	0	0	0	0	0	0	3	11-20	2
21:00	2	1	1	0	0	0	0	0	0	0	0	0	0	0	4	8-17	2
22:00	2	2	1	0	0	0	0	0	0	0	0	0	0	0	5	6-15	3
23:00	1	0	1	0	0	0	0	0	0	0	0	0	0	0	2	5-14	1
Total	57	72	55	18	3	0	0	0	0	0	0	0	0	0	205		
Percent	27.8%	35.1%	26.8%	8.8%	1.5%	0.0%	0.0%	0.0%	0.0%	0.0%	0.0%	0.0%	0.0%	0.0%			
AM Peak	11:00	11:00	07:00	10:00	04:00										11:00		
Vol.	12	8	4	3	1										22		
PM Peak	13:00	12:00	14:00	12:00	15:00										12:00		
Vol.	5	8	6	4	1										21		

Pioneer Valley Planning Commission
60 Congress Street
Springfield, MA 01104
(413) 781-6045

Location : West Springfield
Operator : AB, AK
Counter # : 1601
Road Class : U0

Site Code: 9752
Station ID:
Spring St
B/W Main St & Union St
Latitude: 0' 0.0000 Undefined

Direction 2

Start Time	1 15	16 20	21 25	26 30	31 35	36 40	41 45	46 50	51 55	56 60	61 65	66 70	71 75	76 999	Total	Pace Speed	Number in Pace
11/07/12	0	0	2	1	0	0	0	0	0	0	0	0	0	0	3	19-28	3
01:00	0	1	0	1	0	0	0	0	0	0	0	0	0	0	2	13-22	1
02:00	0	0	0	0	0	0	0	0	0	0	0	0	0	0	0	*	*
03:00	0	0	0	0	0	0	0	0	0	0	0	0	0	0	0	*	*
04:00	0	0	0	1	0	0	0	0	0	0	0	0	0	0	1	19-28	1
05:00	0	0	1	1	0	0	0	0	0	0	0	0	0	0	2	19-28	2
06:00	1	2	1	0	0	0	0	0	0	0	0	0	0	0	4	15-24	2
07:00	*	*	*	*	*	*	*	*	*	*	*	*	*	*	*	*	*
08:00	*	*	*	*	*	*	*	*	*	*	*	*	*	*	*	*	*
09:00	*	*	*	*	*	*	*	*	*	*	*	*	*	*	*	*	*
10:00	*	*	*	*	*	*	*	*	*	*	*	*	*	*	*	*	*
11:00	*	*	*	*	*	*	*	*	*	*	*	*	*	*	*	*	*
12 PM	*	*	*	*	*	*	*	*	*	*	*	*	*	*	*	*	*
13:00	*	*	*	*	*	*	*	*	*	*	*	*	*	*	*	*	*
14:00	*	*	*	*	*	*	*	*	*	*	*	*	*	*	*	*	*
15:00	*	*	*	*	*	*	*	*	*	*	*	*	*	*	*	*	*
16:00	*	*	*	*	*	*	*	*	*	*	*	*	*	*	*	*	*
17:00	*	*	*	*	*	*	*	*	*	*	*	*	*	*	*	*	*
18:00	*	*	*	*	*	*	*	*	*	*	*	*	*	*	*	*	*
19:00	*	*	*	*	*	*	*	*	*	*	*	*	*	*	*	*	*
20:00	*	*	*	*	*	*	*	*	*	*	*	*	*	*	*	*	*
21:00	*	*	*	*	*	*	*	*	*	*	*	*	*	*	*	*	*
22:00	*	*	*	*	*	*	*	*	*	*	*	*	*	*	*	*	*
23:00	*	*	*	*	*	*	*	*	*	*	*	*	*	*	*	*	*
Total	1	3	4	4	0	0	0	0	0	0	0	0	0	0	12		
Percent	8.3%	25.0%	33.3%	33.3%	0.0%	0.0%	0.0%	0.0%	0.0%	0.0%	0.0%	0.0%	0.0%	0.0%			
AM Peak	06:00	06:00	00:00	00:00											06:00		
Vol.	1	2	2	1											4		
PM Peak Vol.																	
Total	100	160	129	42	3	1	0	0	0	0	0	0	0	0	435		
Percent	23.0%	36.8%	29.7%	9.7%	0.7%	0.2%	0.0%	0.0%	0.0%	0.0%	0.0%	0.0%	0.0%	0.0%			

	15th Percentile :	7 MPH
	50th Percentile :	16 MPH
	85th Percentile :	23 MPH
	95th Percentile :	26 MPH
Stats	10 MPH Pace Speed :	13-22 MPH
	Number in Pace :	212
	Percent in Pace :	48.7%
	Number of Vehicles > 55 MPH :	0
	Percent of Vehicles > 55 MPH :	0.0%
	Mean Speed(Average) :	16 MPH

Pioneer Valley Planning Commission
60 Congress Street
Springfield, MA 01104
(413) 781-6045

Location : West Springfield
Operator : AB, AK
Counter # : 1843
Road Class : U0

Site Code: 9753
Station ID:
Sprague St
B/W Main St & Union St
Latitude: 0' 0.0000 Undefined

Direction 1

Start Time	1 15	16 20	21 25	26 30	31 35	36 40	41 45	46 50	51 55	56 60	61 65	66 70	71 75	76 999	Total	Pace Speed	Number in Pace
11/05/12	*	*	*	*	*	*	*	*	*	*	*	*	*	*	*	*	*
01:00	*	*	*	*	*	*	*	*	*	*	*	*	*	*	*	*	*
02:00	*	*	*	*	*	*	*	*	*	*	*	*	*	*	*	*	*
03:00	*	*	*	*	*	*	*	*	*	*	*	*	*	*	*	*	*
04:00	*	*	*	*	*	*	*	*	*	*	*	*	*	*	*	*	*
05:00	*	*	*	*	*	*	*	*	*	*	*	*	*	*	*	*	*
06:00	*	*	*	*	*	*	*	*	*	*	*	*	*	*	*	*	*
07:00	*	*	*	*	*	*	*	*	*	*	*	*	*	*	*	*	*
08:00	*	*	*	*	*	*	*	*	*	*	*	*	*	*	*	*	*
09:00	4	8	**3**	1	0	0	0	0	0	0	0	0	0	0	16	12-21	9
10:00	11	8	3	0	0	0	0	0	0	0	0	0	0	0	22	8-17	12
11:00	**16**	**10**	3	**2**	0	0	0	0	0	0	0	0	0	0	**31**	7-16	17
12 PM	14	17	8	**3**	0	0	0	0	0	0	0	0	0	0	42	11-20	21
13:00	**18**	12	8	2	0	0	0	0	0	0	0	0	0	0	40	6-15	21
14:00	12	17	7	1	0	0	0	0	0	0	0	0	0	0	37	11-20	20
15:00	8	17	8	2	0	0	0	0	0	0	0	0	0	0	35	11-20	20
16:00	11	**33**	**13**	0	0	0	0	0	0	0	0	0	0	0	**57**	11-20	36
17:00	18	26	8	**2**	0	0	0	0	0	0	0	0	0	0	54	11-20	30
18:00	12	19	5	0	0	0	0	0	0	0	0	0	0	0	36	11-20	21
19:00	5	8	5	1	0	0	0	0	0	0	0	0	0	0	19	10-19	10
20:00	6	8	1	2	0	0	0	0	0	0	0	0	0	0	17	11-20	9
21:00	2	12	5	0	**1**	0	0	0	0	0	0	0	0	0	20	13-22	13
22:00	4	4	5	1	0	0	0	0	0	0	0	0	0	0	14	17-26	6
23:00	0	3	0	0	1	0	0	0	0	0	0	0	0	0	4	10-19	3
Total	141	202	82	17	2	0	0	0	0	0	0	0	0	0	444		
Percent	31.8%	45.5%	18.5%	3.8%	0.5%	0.0%	0.0%	0.0%	0.0%	0.0%	0.0%	0.0%	0.0%	0.0%			
AM Peak	11:00	11:00	09:00	11:00											11:00		
Vol.	16	10	3	2											31		
PM Peak	13:00	16:00	16:00	12:00	21:00										16:00		
Vol.	18	33	13	3	1										57		

Pioneer Valley Planning Commission
60 Congress Street
Springfield, MA 01104
(413) 781-6045

Location : West Springfield
Operator : AB, AK
Counter # : 1843
Road Class : U0

Site Code: 9753
Station ID:
Sprague St
B/W Main St & Union St
Latitude: 0' 0.0000 Undefined

Direction 1

Start Time	1 15	16 20	21 25	26 30	31 35	36 40	41 45	46 50	51 55	56 60	61 65	66 70	71 75	76 999	Total	Pace Speed	Number in Pace
11/06/12	0	1	0	0	0	0	0	0	0	0	0	0	0	0	1	8-17	1
01:00	0	0	1	0	0	0	0	0	0	0	0	0	0	0	1	14-23	1
02:00	1	0	0	0	0	0	0	0	0	0	0	0	0	0	1	*	1
03:00	0	0	0	0	0	0	0	0	0	0	0	0	0	0	0	*	*
04:00	1	0	0	0	0	0	0	0	0	0	0	0	0	0	1	*	1
05:00	2	1	0	2	0	0	0	0	0	0	0	0	0	0	5	9-18	2
06:00	3	1	1	0	0	0	0	0	0	0	0	0	0	0	5	2-11	3
07:00	0	2	4	0	0	0	0	0	0	0	0	0	0	0	6	16-25	5
08:00	8	4	3	2	1	0	0	0	0	0	0	0	0	0	18	4-13	9
09:00	9	9	6	2	0	0	0	0	0	0	0	0	0	0	26	11-20	12
10:00	11	7	3	2	0	0	0	0	0	0	0	0	0	0	23	7-16	12
11:00	10	14	8	3	0	0	0	0	0	0	0	0	0	0	35	11-20	18
12 PM	12	12	7	3	0	0	0	0	0	0	0	0	0	0	34	11-20	16
13:00	11	15	14	1	0	0	0	0	0	0	0	0	0	0	41	15-24	20
14:00	9	19	10	3	0	0	0	0	0	0	0	0	0	0	41	13-22	22
15:00	12	15	12	4	0	0	0	0	0	0	0	0	0	0	43	12-21	20
16:00	22	20	17	0	0	0	0	0	0	0	0	0	0	0	59	7-16	29
17:00	25	20	7	0	0	0	0	0	0	0	0	0	0	0	52	7-16	29
18:00	9	14	9	1	0	0	0	0	0	0	0	0	0	0	33	13-22	17
19:00	10	10	5	1	0	0	0	0	0	0	0	0	0	0	26	10-19	13
20:00	1	7	4	2	0	0	0	0	0	0	0	0	0	0	14	15-24	8
21:00	8	4	6	0	0	0	0	0	0	0	0	0	0	0	18	4-13	9
22:00	0	2	2	1	0	0	0	0	0	0	0	0	0	0	5	18-27	3
23:00	1	3	2	0	0	0	0	0	0	0	0	0	0	0	6	12-21	4
Total	165	180	121	27	1	0	0	0	0	0	0	0	0	0	494		
Percent	33.4%	36.4%	24.5%	5.5%	0.2%	0.0%	0.0%	0.0%	0.0%	0.0%	0.0%	0.0%	0.0%	0.0%			
AM Peak	10:00	11:00	11:00	11:00	08:00										11:00		
Vol.	11	14	8	3	1										35		
PM Peak	17:00	16:00	16:00	15:00											16:00		
Vol.	25	20	17	4											59		

Pioneer Valley Planning Commission
60 Congress Street
Springfield, MA 01104
(413) 781-6045

Location : West Springfield
Operator : AB, AK
Counter # : 1843
Road Class : U0

Site Code: 9753
Station ID:
Sprague St
B/W Main St & Union St
Latitude: 0' 0.0000 Undefined

Direction 1

Start Time	1 15	16 20	21 25	26 30	31 35	36 40	41 45	46 50	51 55	56 60	61 65	66 70	71 75	76 999	Total	Pace Speed	Number in Pace
11/07/12	0	1	0	0	0	0	0	0	0	0	0	0	0	0	1	8-17	1
01:00	1	0	0	0	0	0	0	0	0	0	0	0	0	0	1	*	1
02:00	0	0	0	1	0	0	0	0	0	0	0	0	0	0	1	19-28	1
03:00	0	0	0	0	0	0	0	0	0	0	0	0	0	0	0	*	*
04:00	1	0	1	0	0	0	0	0	0	0	0	0	0	0	2	5-14	1
05:00	0	0	3	0	0	0	0	0	0	0	0	0	0	0	3	19-28	3
06:00	4	2	0	0	0	0	0	0	0	0	0	0	0	0	6	3-12	4
07:00	*	*	*	*	*	*	*	*	*	*	*	*	*	*	*	*	*
08:00	*	*	*	*	*	*	*	*	*	*	*	*	*	*	*	*	*
09:00	*	*	*	*	*	*	*	*	*	*	*	*	*	*	*	*	*
10:00	*	*	*	*	*	*	*	*	*	*	*	*	*	*	*	*	*
11:00	*	*	*	*	*	*	*	*	*	*	*	*	*	*	*	*	*
12 PM	*	*	*	*	*	*	*	*	*	*	*	*	*	*	*	*	*
13:00	*	*	*	*	*	*	*	*	*	*	*	*	*	*	*	*	*
14:00	*	*	*	*	*	*	*	*	*	*	*	*	*	*	*	*	*
15:00	*	*	*	*	*	*	*	*	*	*	*	*	*	*	*	*	*
16:00	*	*	*	*	*	*	*	*	*	*	*	*	*	*	*	*	*
17:00	*	*	*	*	*	*	*	*	*	*	*	*	*	*	*	*	*
18:00	*	*	*	*	*	*	*	*	*	*	*	*	*	*	*	*	*
19:00	*	*	*	*	*	*	*	*	*	*	*	*	*	*	*	*	*
20:00	*	*	*	*	*	*	*	*	*	*	*	*	*	*	*	*	*
21:00	*	*	*	*	*	*	*	*	*	*	*	*	*	*	*	*	*
22:00	*	*	*	*	*	*	*	*	*	*	*	*	*	*	*	*	*
23:00	*	*	*	*	*	*	*	*	*	*	*	*	*	*	*	*	*
Total	6	3	4	1	0	0	0	0	0	0	0	0	0	0	14		
Percent	42.9%	21.4%	28.6%	7.1%	0.0%	0.0%	0.0%	0.0%	0.0%	0.0%	0.0%	0.0%	0.0%	0.0%			
AM Peak	06:00	06:00	05:00	02:00											06:00		
Vol.	4	2	3	1											6		
PM Peak Vol.																	
Total	312	385	207	45	3	0	0	0	0	0	0	0	0	0	952		
Percent	32.8%	40.4%	21.7%	4.7%	0.3%	0.0%	0.0%	0.0%	0.0%	0.0%	0.0%	0.0%	0.0%	0.0%			

15th Percentile :	6 MPH
50th Percentile :	14 MPH
85th Percentile :	21 MPH
95th Percentile :	24 MPH

Stats

10 MPH Pace Speed :	10-19 MPH
Number in Pace :	485
Percent in Pace :	50.9%
Number of Vehicles > 55 MPH :	0
Percent of Vehicles > 55 MPH :	0.0%
Mean Speed(Average) :	15 MPH

Pioneer Valley Planning Commission
60 Congress Street
Springfield, MA 01104
(413) 781-6045

Location : West Springfield
Operator : AB, AK
Counter # : 1843
Road Class : U0

Site Code: 9753
Station ID:
Sprague St
B/W Main St & Union St
Latitude: 0' 0.0000 Undefined

Direction 2

Start Time	1 15	16 20	21 25	26 30	31 35	36 40	41 45	46 50	51 55	56 60	61 65	66 70	71 75	76 999	Total	Pace Speed	Number in Pace
11/05/12	*	*	*	*	*	*	*	*	*	*	*	*	*	*	*	*	*
01:00	*	*	*	*	*	*	*	*	*	*	*	*	*	*	*	*	*
02:00	*	*	*	*	*	*	*	*	*	*	*	*	*	*	*	*	*
03:00	*	*	*	*	*	*	*	*	*	*	*	*	*	*	*	*	*
04:00	*	*	*	*	*	*	*	*	*	*	*	*	*	*	*	*	*
05:00	*	*	*	*	*	*	*	*	*	*	*	*	*	*	*	*	*
06:00	*	*	*	*	*	*	*	*	*	*	*	*	*	*	*	*	*
07:00	*	*	*	*	*	*	*	*	*	*	*	*	*	*	*	*	*
08:00	*	*	*	*	*	*	*	*	*	*	*	*	*	*	*	*	*
09:00	**12**	**10**	2	**3**	0	0	0	0	0	0	0	0	0	0	**27**	9-18	14
10:00	8	7	2	0	0	0	0	0	0	0	0	0	0	0	17	7-16	10
11:00	5	**4**	**8**	2	0	0	0	0	0	0	0	0	0	0	19	16-25	9
12 PM	6	6	5	2	0	0	0	0	0	0	0	0	0	0	19	8-17	9
13:00	5	12	6	2	0	0	0	0	0	0	0	0	0	0	25	12-21	14
14:00	12	**21**	6	1	0	0	0	0	0	0	0	0	0	0	40	12-21	23
15:00	**13**	16	8	0	0	0	0	0	0	0	0	0	0	0	37	9-18	20
16:00	11	17	**14**	2	0	0	0	0	0	0	0	0	0	0	**44**	14-23	22
17:00	10	9	7	**3**	0	0	0	0	0	0	0	0	0	0	29	10-19	13
18:00	11	12	6	2	0	0	0	0	0	0	0	0	0	0	31	9-18	16
19:00	4	7	4	1	0	0	0	0	0	0	0	0	0	0	16	14-23	8
20:00	7	7	0	2	0	0	0	0	0	0	0	0	0	0	16	6-15	9
21:00	7	2	3	0	0	0	0	0	0	0	0	0	0	0	12	3-12	7
22:00	1	5	0	1	**1**	0	0	0	0	0	0	0	0	0	8	12-21	5
23:00	2	3	1	0	0	0	0	0	0	0	0	0	0	0	6	14-23	3
Total	114	138	72	21	1	0	0	0	0	0	0	0	0	0	346		
Percent	32.9%	39.9%	20.8%	6.1%	0.3%	0.0%	0.0%	0.0%	0.0%	0.0%	0.0%	0.0%	0.0%	0.0%			
AM Peak	09:00	09:00	11:00	09:00											09:00		
Vol.	12	10	8	3											27		
PM Peak	15:00	14:00	16:00	17:00	22:00										16:00		
Vol.	13	21	14	3	1										44		

Pioneer Valley Planning Commission
60 Congress Street
Springfield, MA 01104
(413) 781-6045

Location : West Springfield
Operator : AB, AK
Counter # : 1843
Road Class : U0

Site Code: 9753
Station ID:
Sprague St
B/W Main St & Union St
Latitude: 0' 0.0000 Undefined

Direction 2

Start Time	1 15	16 20	21 25	26 30	31 35	36 40	41 45	46 50	51 55	56 60	61 65	66 70	71 75	76 999	Total	Pace Speed	Number in Pace
11/06/12	0	2	1	0	0	0	0	0	0	0	0	0	0	0	3	16-25	2
01:00	0	0	1	0	0	0	0	0	0	0	0	0	0	0	1	14-23	1
02:00	0	0	0	0	0	0	0	0	0	0	0	0	0	0	0	*	*
03:00	1	0	0	0	0	0	0	0	0	0	0	0	0	0	1	*	1
04:00	1	0	0	0	0	0	0	0	0	0	0	0	0	0	1	*	1
05:00	0	1	0	0	0	0	0	0	0	0	0	0	0	0	1	8-17	1
06:00	3	1	1	0	0	0	0	0	0	0	0	0	0	0	5	2-11	3
07:00	3	2	0	0	0	0	0	0	0	0	0	0	0	0	5	8-17	3
08:00	7	4	6	0	0	0	0	0	0	0	0	0	0	0	17	7-16	8
09:00	9	12	5	1	0	0	0	0	0	0	0	0	0	0	27	12-21	14
10:00	10	4	8	3	0	0	0	0	0	0	0	0	0	0	25	7-16	11
11:00	24	7	6	2	0	0	0	0	0	0	0	0	0	0	39	5-14	24
12 PM	12	8	7	0	0	0	0	0	0	0	0	0	0	0	27	5-14	14
13:00	6	19	11	2	0	0	0	0	0	0	0	0	0	0	38	14-23	22
14:00	9	15	10	1	1	0	0	0	0	0	0	0	0	0	36	12-21	19
15:00	3	8	9	4	0	0	0	0	0	0	0	0	0	0	24	15-24	13
16:00	17	19	8	2	0	0	0	0	0	0	0	0	0	0	46	10-19	24
17:00	14	13	12	1	0	0	0	0	0	0	0	0	0	0	40	7-16	19
18:00	1	7	12	2	1	0	0	0	0	0	0	0	0	0	23	16-25	15
19:00	7	8	5	1	0	0	0	0	0	0	0	0	0	0	21	12-21	10
20:00	7	5	5	1	0	0	0	0	0	0	0	0	0	0	18	6-15	9
21:00	3	4	1	1	0	0	0	0	0	0	0	0	0	0	9	8-17	5
22:00	0	1	4	0	0	0	0	0	0	0	0	0	0	0	5	18-27	4
23:00	1	2	0	0	0	0	0	0	0	0	0	0	0	0	3	11-20	2
Total	138	142	112	21	2	0	0	0	0	0	0	0	0	0	415		
Percent	33.3%	34.2%	27.0%	5.1%	0.5%	0.0%	0.0%	0.0%	0.0%	0.0%	0.0%	0.0%	0.0%	0.0%			
AM Peak	11:00	09:00	10:00	10:00											11:00		
Vol.	24	12	8	3											39		
PM Peak	16:00	13:00	17:00	15:00	14:00										16:00		
Vol.	17	19	12	4	1										46		

Pioneer Valley Planning Commission
60 Congress Street
Springfield, MA 01104
(413) 781-6045

Location : West Springfield
Operator : AB, AK
Counter # : 1843
Road Class : U0

Site Code: 9753
Station ID:
Sprague St
B/W Main St & Union St
Latitude: 0' 0.0000 Undefined

Direction 2

Start Time	1 15	16 20	21 25	26 30	31 35	36 40	41 45	46 50	51 55	56 60	61 65	66 70	71 75	76 999	Total	Pace Speed	Number in Pace
11/07/12	0	0	0	0	0	0	0	0	0	0	0	0	0	0	0	*	*
01:00	2	0	0	0	0	0	0	0	0	0	0	0	0	0	2	2-11	2
02:00	0	0	0	0	0	0	0	0	0	0	0	0	0	0	0	*	*
03:00	0	0	0	0	0	0	0	0	0	0	0	0	0	0	0	*	*
04:00	1	0	1	0	0	0	0	0	0	0	0	0	0	0	2	5-14	1
05:00	0	1	0	0	0	0	0	0	0	0	0	0	0	0	1	8-17	1
06:00	4	2	1	0	0	0	0	0	0	0	0	0	0	0	7	7-16	4
07:00	*	*	*	*	*	*	*	*	*	*	*	*	*	*	*	*	*
08:00	*	*	*	*	*	*	*	*	*	*	*	*	*	*	*	*	*
09:00	*	*	*	*	*	*	*	*	*	*	*	*	*	*	*	*	*
10:00	*	*	*	*	*	*	*	*	*	*	*	*	*	*	*	*	*
11:00	*	*	*	*	*	*	*	*	*	*	*	*	*	*	*	*	*
12 PM	*	*	*	*	*	*	*	*	*	*	*	*	*	*	*	*	*
13:00	*	*	*	*	*	*	*	*	*	*	*	*	*	*	*	*	*
14:00	*	*	*	*	*	*	*	*	*	*	*	*	*	*	*	*	*
15:00	*	*	*	*	*	*	*	*	*	*	*	*	*	*	*	*	*
16:00	*	*	*	*	*	*	*	*	*	*	*	*	*	*	*	*	*
17:00	*	*	*	*	*	*	*	*	*	*	*	*	*	*	*	*	*
18:00	*	*	*	*	*	*	*	*	*	*	*	*	*	*	*	*	*
19:00	*	*	*	*	*	*	*	*	*	*	*	*	*	*	*	*	*
20:00	*	*	*	*	*	*	*	*	*	*	*	*	*	*	*	*	*
21:00	*	*	*	*	*	*	*	*	*	*	*	*	*	*	*	*	*
22:00	*	*	*	*	*	*	*	*	*	*	*	*	*	*	*	*	*
23:00	*	*	*	*	*	*	*	*	*	*	*	*	*	*	*	*	*
Total	7	3	2	0	0	0	0	0	0	0	0	0	0	0	12		
Percent	58.3%	25.0%	16.7%	0.0%	0.0%	0.0%	0.0%	0.0%	0.0%	0.0%	0.0%	0.0%	0.0%	0.0%			
AM Peak	06:00	06:00	04:00												06:00		
Vol.	4	2	1												7		
PM Peak																	
Vol.																	
Total	259	283	186	42	3	0	0	0	0	0	0	0	0	0	773		
Percent	33.5%	36.6%	24.1%	5.4%	0.4%	0.0%	0.0%	0.0%	0.0%	0.0%	0.0%	0.0%	0.0%	0.0%			

15th Percentile : 6 MPH
50th Percentile : 14 MPH
85th Percentile : 21 MPH
95th Percentile : 25 MPH

Stats

10 MPH Pace Speed : 10-19 MPH
Number in Pace : 375
Percent in Pace : 48.5%
Number of Vehicles > 55 MPH : 0
Percent of Vehicles > 55 MPH : 0.0%
Mean Speed(Average) : 15 MPH

Pioneer Valley Planning Commission
60 Congress Street
Springfield, MA 01104
(413) 781-6045

Location : West Springfield
Operator : AB, AK
Counter # : 1451
Road Class : U0

Site Code: 9754
Station ID:
Merrick St
B/W Main St & Union St
Latitude: 0' 0.0000 Undefined

Direction 1

Start	1	16	21	26	31	36	41	46	51	56	61	66	71	76		Pace	Number
Time	15	20	25	30	35	40	45	50	55	60	65	70	75	999	Total	Speed	in Pace
11/05/12	*	*	*	*	*	*	*	*	*	*	*	*	*	*	*	*	*
01:00	*	*	*	*	*	*	*	*	*	*	*	*	*	*	*	*	*
02:00	*	*	*	*	*	*	*	*	*	*	*	*	*	*	*	*	*
03:00	*	*	*	*	*	*	*	*	*	*	*	*	*	*	*	*	*
04:00	*	*	*	*	*	*	*	*	*	*	*	*	*	*	*	*	*
05:00	*	*	*	*	*	*	*	*	*	*	*	*	*	*	*	*	*
06:00	*	*	*	*	*	*	*	*	*	*	*	*	*	*	*	*	*
07:00	*	*	*	*	*	*	*	*	*	*	*	*	*	*	*	*	*
08:00	*	*	*	*	*	*	*	*	*	*	*	*	*	*	*	*	*
09:00	**8**	4	2	**2**	**1**	0	0	0	0	0	0	0	0	0	17	4-13	9
10:00	7	**5**	**6**	0	0	0	0	0	0	0	0	0	0	0	**18**	6-15	9
11:00	5	5	1	**3**	0	0	0	0	0	0	0	0	0	0	14	6-15	7
12 PM	7	1	**11**	**3**	0	0	0	0	0	0	0	0	0	0	22	20-29	10
13:00	2	6	4	1	**4**	0	0	0	0	0	0	0	0	0	17	12-21	8
14:00	3	**9**	3	2	1	0	0	0	0	0	0	0	0	0	18	12-21	10
15:00	**11**	5	8	1	0	0	0	0	0	0	0	0	0	0	**25**	6-15	12
16:00	7	9	5	0	2	0	0	0	0	0	0	0	0	0	23	12-21	11
17:00	6	6	2	3	0	0	0	0	0	0	0	0	0	0	17	10-19	8
18:00	9	6	1	3	0	0	0	0	0	0	0	0	0	0	19	7-16	10
19:00	4	4	3	1	0	0	0	0	0	0	0	0	0	0	12	7-16	6
20:00	1	4	7	3	0	0	0	0	0	0	0	0	0	0	15	16-25	9
21:00	1	2	2	2	0	0	0	0	0	0	0	0	0	0	7	20-29	3
22:00	0	2	1	0	1	0	0	0	0	0	0	0	0	0	4	17-26	2
23:00	0	0	0	0	0	0	0	0	0	0	0	0	0	0	0	*	*
Total	71	68	56	24	9	0	0	0	0	0	0	0	0	0	228		
Percent	31.1%	29.8%	24.6%	10.5%	3.9%	0.0%	0.0%	0.0%	0.0%	0.0%	0.0%	0.0%	0.0%	0.0%			
AM Peak	09:00	10:00	10:00	11:00	09:00										10:00		
Vol.	8	5	6	3	1										18		
PM Peak	15:00	14:00	12:00	12:00	13:00										15:00		
Vol.	11	9	11	3	4										25		

Pioneer Valley Planning Commission
60 Congress Street
Springfield, MA 01104
(413) 781-6045

Location : West Springfield
Operator : AB, AK
Counter # : 1451
Road Class : U0

Site Code: 9754
Station ID:
Merrick St
B/W Main St & Union St
Latitude: 0' 0.0000 Undefined

Direction 1

Start Time	1 15	16 20	21 25	26 30	31 35	36 40	41 45	46 50	51 55	56 60	61 65	66 70	71 75	76 999	Total	Pace Speed	Number in Pace
11/06/12	0	0	1	0	0	0	0	0	0	0	0	0	0	0	1	14-23	1
01:00	0	0	0	0	0	0	0	0	0	0	0	0	0	0	0	*	*
02:00	0	0	0	0	0	0	0	0	0	0	0	0	0	0	0	*	*
03:00	0	0	1	0	0	0	0	0	0	0	0	0	0	0	1	14-23	1
04:00	0	0	0	0	0	0	0	0	0	0	0	0	0	0	0	*	*
05:00	0	1	0	0	0	0	0	0	0	0	0	0	0	0	1	8-17	1
06:00	0	1	0	1	0	0	0	0	0	0	0	0	0	0	2	13-22	1
07:00	4	3	3	1	0	0	0	0	0	0	0	0	0	0	11	7-16	5
08:00	3	1	3	0	0	0	0	0	0	0	0	0	0	0	7	7-16	3
09:00	9	**9**	5	**2**	0	0	0	0	0	0	0	0	0	0	**25**	10-19	12
10:00	**10**	8	2	2	0	0	0	0	0	0	0	0	0	0	22	6-15	12
11:00	3	4	**7**	2	**1**	0	0	0	0	0	0	0	0	0	17	18-27	8
12 PM	4	5	6	3	0	0	0	0	0	0	0	0	0	0	18	16-25	8
13:00	3	5	6	**4**	**1**	0	0	0	0	0	0	0	0	0	19	19-28	8
14:00	2	3	5	2	0	**1**	0	0	0	0	0	0	0	0	13	18-27	6
15:00	**7**	6	7	3	0	1	0	0	0	0	0	0	0	0	24	6-15	10
16:00	6	**10**	12	1	1	0	0	0	0	0	0	0	0	0	**30**	15-24	16
17:00	2	6	**14**	1	0	0	0	0	0	0	0	0	0	0	23	17-26	15
18:00	5	5	3	1	0	0	0	0	0	0	0	0	0	0	14	6-15	7
19:00	4	8	5	2	0	0	0	0	0	0	0	0	0	0	19	11-20	10
20:00	3	4	3	0	1	0	0	0	0	0	0	0	0	0	11	14-23	5
21:00	2	1	4	1	1	0	0	0	0	0	0	0	0	0	9	19-28	4
22:00	1	1	1	1	1	0	0	0	0	0	0	0	0	0	5	6-15	2
23:00	0	0	0	0	0	0	0	0	0	0	0	0	0	0	0	*	*
Total	68	81	88	27	6	2	0	0	0	0	0	0	0	0	272		
Percent	25.0%	29.8%	32.4%	9.9%	2.2%	0.7%	0.0%	0.0%	0.0%	0.0%	0.0%	0.0%	0.0%	0.0%			
AM Peak	10:00	09:00	11:00	09:00	11:00										09:00		
Vol.	10	9	7	2	1										25		
PM Peak	15:00	16:00	17:00	13:00	13:00	14:00									16:00		
Vol.	7	10	14	4	1	1									30		

Pioneer Valley Planning Commission
60 Congress Street
Springfield, MA 01104
(413) 781-6045

Location : West Springfield
Operator : AB, AK
Counter # : 1451
Road Class : U0

Site Code: 9754
Station ID:
Merrick St
B/W Main St & Union St
Latitude: 0' 0.0000 Undefined

Direction 1

Start Time	1 15	16 20	21 25	26 30	31 35	36 40	41 45	46 50	51 55	56 60	61 65	66 70	71 75	76 999	Total	Pace Speed	Number in Pace
11/07/12	0	0	0	0	0	0	0	0	0	0	0	0	0	0	0	*	*
01:00	1	0	0	0	1	0	0	0	0	0	0	0	0	0	2	5-14	1
02:00	0	1	0	0	0	0	0	0	0	0	0	0	0	0	1	8-17	1
03:00	0	0	1	0	0	0	0	0	0	0	0	0	0	0	1	14-23	1
04:00	0	0	0	0	0	0	0	0	0	0	0	0	0	0	0	*	*
05:00	1	2	0	0	0	0	0	0	0	0	0	0	0	0	3	11-20	2
06:00	2	0	0	1	0	0	0	0	0	0	0	0	0	0	3	1-10	2
07:00	*	*	*	*	*	*	*	*	*	*	*	*	*	*	*	*	*
08:00	*	*	*	*	*	*	*	*	*	*	*	*	*	*	*	*	*
09:00	*	*	*	*	*	*	*	*	*	*	*	*	*	*	*	*	*
10:00	*	*	*	*	*	*	*	*	*	*	*	*	*	*	*	*	*
11:00	*	*	*	*	*	*	*	*	*	*	*	*	*	*	*	*	*
12 PM	*	*	*	*	*	*	*	*	*	*	*	*	*	*	*	*	*
13:00	*	*	*	*	*	*	*	*	*	*	*	*	*	*	*	*	*
14:00	*	*	*	*	*	*	*	*	*	*	*	*	*	*	*	*	*
15:00	*	*	*	*	*	*	*	*	*	*	*	*	*	*	*	*	*
16:00	*	*	*	*	*	*	*	*	*	*	*	*	*	*	*	*	*
17:00	*	*	*	*	*	*	*	*	*	*	*	*	*	*	*	*	*
18:00	*	*	*	*	*	*	*	*	*	*	*	*	*	*	*	*	*
19:00	*	*	*	*	*	*	*	*	*	*	*	*	*	*	*	*	*
20:00	*	*	*	*	*	*	*	*	*	*	*	*	*	*	*	*	*
21:00	*	*	*	*	*	*	*	*	*	*	*	*	*	*	*	*	*
22:00	*	*	*	*	*	*	*	*	*	*	*	*	*	*	*	*	*
23:00	*	*	*	*	*	*	*	*	*	*	*	*	*	*	*	*	*
Total	4	3	1	1	1	0	0	0	0	0	0	0	0	0	10		
Percent	40.0%	30.0%	10.0%	10.0%	10.0%	0.0%	0.0%	0.0%	0.0%	0.0%	0.0%	0.0%	0.0%	0.0%			
AM Peak	06:00	05:00	03:00	06:00	01:00										05:00		
Vol.	2	2	1	1	1										3		
PM Peak Vol.																	
Total	143	152	145	52	16	2	0	0	0	0	0	0	0	0	510		
Percent	28.0%	29.8%	28.4%	10.2%	3.1%	0.4%	0.0%	0.0%	0.0%	0.0%	0.0%	0.0%	0.0%	0.0%			

15th Percentile :	7 MPH
50th Percentile :	15 MPH
85th Percentile :	23 MPH
95th Percentile :	28 MPH

Stats

10 MPH Pace Speed :	13-22 MPH
Number in Pace :	217
Percent in Pace :	42.5%
Number of Vehicles > 55 MPH :	0
Percent of Vehicles > 55 MPH :	0.0%
Mean Speed(Average) :	16 MPH

Pioneer Valley Planning Commission
60 Congress Street
Springfield, MA 01104
(413) 781-6045

Location : West Springfield
Operator : AB, AK
Counter # : 1451
Road Class : U0

Site Code: 9754
Station ID:
Merrick St
B/W Main St & Union St
Latitude: 0' 0.0000 Undefined

Direction 2

Start Time	1 15	16 20	21 25	26 30	31 35	36 40	41 45	46 50	51 55	56 60	61 65	66 70	71 75	76 999	Total	Pace Speed	Number in Pace
11/05/12	*	*	*	*	*	*	*	*	*	*	*	*	*	*	*	*	*
01:00	*	*	*	*	*	*	*	*	*	*	*	*	*	*	*	*	*
02:00	*	*	*	*	*	*	*	*	*	*	*	*	*	*	*	*	*
03:00	*	*	*	*	*	*	*	*	*	*	*	*	*	*	*	*	*
04:00	*	*	*	*	*	*	*	*	*	*	*	*	*	*	*	*	*
05:00	*	*	*	*	*	*	*	*	*	*	*	*	*	*	*	*	*
06:00	*	*	*	*	*	*	*	*	*	*	*	*	*	*	*	*	*
07:00	*	*	*	*	*	*	*	*	*	*	*	*	*	*	*	*	*
08:00	*	*	*	*	*	*	*	*	*	*	*	*	*	*	*	*	*
09:00	1	1	**5**	0	**2**	0	0	0	0	0	0	0	0	0	9	16-25	5
10:00	**6**	1	5	1	1	0	0	0	0	0	0	0	0	0	14	4-13	7
11:00	3	**4**	5	**3**	1	0	0	0	0	0	0	0	0	0	**16**	14-23	7
12 PM	1	7	6	4	**4**	**1**	0	0	0	0	0	0	0	0	23	17-26	10
13:00	**7**	5	**9**	1	2	1	0	0	0	0	0	0	0	0	25	14-23	10
14:00	6	3	2	**8**	3	1	0	0	0	0	0	0	0	0	23	25-34	8
15:00	7	**6**	3	**2**	0	0	0	0	0	0	0	0	0	0	18	6-15	9
16:00	7	**10**	7	6	1	0	0	0	0	0	0	0	0	0	**31**	14-23	13
17:00	**5**	8	4	4	1	0	0	0	0	0	0	0	0	0	22	12-21	10
18:00	7	4	3	3	2	0	0	0	0	0	0	0	0	0	19	8-17	8
19:00	2	2	3	2	1	0	0	0	0	0	0	0	0	0	10	14-23	4
20:00	2	2	1	0	0	0	0	0	0	0	0	0	0	0	5	6-15	3
21:00	1	1	0	0	0	0	0	0	0	0	0	0	0	0	2	12-21	1
22:00	1	3	1	0	0	0	0	0	0	0	0	0	0	0	5	14-23	3
23:00	0	1	1	0	0	0	0	0	0	0	0	0	0	0	2	19-28	1
Total	56	58	55	34	18	3	0	0	0	0	0	0	0	0	224		
Percent	25.0%	25.9%	24.6%	15.2%	8.0%	1.3%	0.0%	0.0%	0.0%	0.0%	0.0%	0.0%	0.0%	0.0%			
AM Peak	10:00	11:00	09:00	11:00	09:00										11:00		
Vol.	6	4	5	3	2										16		
PM Peak	13:00	16:00	13:00	14:00	12:00	12:00									16:00		
Vol.	7	10	9	8	4	1									31		

Pioneer Valley Planning Commission
60 Congress Street
Springfield, MA 01104
(413) 781-6045

Location : West Springfield
Operator : AB, AK
Counter # : 1451
Road Class : U0

Site Code: 9754
Station ID:
Merrick St
B/W Main St & Union St
Latitude: 0' 0.0000 Undefined

Direction 2

Start Time	1 15	16 20	21 25	26 30	31 35	36 40	41 45	46 50	51 55	56 60	61 65	66 70	71 75	76 999	Total	Pace Speed	Number in Pace
11/06/12	0	1	0	1	1	0	0	0	0	0	0	0	0	0	3	26-35	2
01:00	0	0	0	0	0	0	0	0	0	0	0	0	0	0	0	*	*
02:00	0	0	0	0	0	0	0	0	0	0	0	0	0	0	0	*	*
03:00	0	0	0	0	0	0	0	0	0	0	0	0	0	0	0	*	*
04:00	0	0	0	0	0	0	0	0	0	0	0	0	0	0	0	*	*
05:00	1	0	0	0	0	0	0	0	0	0	0	0	0	0	1	*	1
06:00	2	3	1	1	0	0	0	0	0	0	0	0	0	0	7	9-18	4
07:00	3	2	3	1	0	0	0	0	0	0	0	0	0	0	9	4-13	4
08:00	3	3	2	1	0	0	0	0	0	0	0	0	0	0	9	12-21	4
09:00	2	4	4	3	0	0	0	0	0	0	0	0	0	0	13	17-26	6
10:00	3	5	6	2	0	0	0	0	0	0	0	0	0	0	16	13-22	8
11:00	1	4	6	3	2	0	0	0	0	0	0	0	0	0	16	19-28	8
12 PM	7	2	8	7	1	0	0	0	0	0	0	0	0	0	25	20-29	11
13:00	6	1	7	2	0	0	0	0	0	0	0	0	0	0	16	3-12	7
14:00	5	8	6	4	0	0	0	0	0	0	0	0	0	0	23	12-21	11
15:00	8	5	5	2	1	0	0	0	0	0	0	0	0	0	21	5-14	10
16:00	10	7	5	7	1	0	0	0	0	0	0	0	0	0	30	6-15	13
17:00	2	7	6	7	1	0	0	0	0	0	0	0	0	0	23	17-26	11
18:00	8	4	2	4	1	0	1	0	0	0	0	0	0	0	20	7-16	9
19:00	3	1	4	2	1	0	0	0	0	0	0	0	0	0	11	22-31	4
20:00	3	3	2	2	0	0	0	0	0	0	0	0	0	0	10	13-22	4
21:00	1	0	1	0	0	0	0	0	0	0	0	0	0	0	2	5-14	1
22:00	1	2	2	0	1	0	0	0	0	0	0	0	0	0	6	10-19	3
23:00	0	0	0	1	1	0	0	0	0	0	0	0	0	0	2	24-33	2
Total	69	62	70	50	11	0	1	0	0	0	0	0	0	0	263		
Percent	26.2%	23.6%	26.6%	19.0%	4.2%	0.0%	0.4%	0.0%	0.0%	0.0%	0.0%	0.0%	0.0%	0.0%			
AM Peak	07:00	10:00	10:00	09:00	11:00										10:00		
Vol.	3	5	6	3	2										16		
PM Peak	16:00	14:00	12:00	12:00	12:00		18:00								16:00		
Vol.	10	8	8	7	1		1								30		

Pioneer Valley Planning Commission
60 Congress Street
Springfield, MA 01104
(413) 781-6045

Location : West Springfield
Operator : AB, AK
Counter # : 1451
Road Class : U0

Site Code: 9754
Station ID:
Merrick St
B/W Main St & Union St
Latitude: 0' 0.0000 Undefined

Direction 2

Start Time	1 15	16 20	21 25	26 30	31 35	36 40	41 45	46 50	51 55	56 60	61 65	66 70	71 75	76 999	Total	Pace Speed	Number in Pace
11/07/12	0	1	1	0	0	0	0	0	0	0	0	0	0	0	2	19-28	1
01:00	1	0	0	0	0	0	0	0	0	0	0	0	0	0	1	*	1
02:00	0	0	1	0	0	0	0	0	0	0	0	0	0	0	1	14-23	1
03:00	0	0	0	0	0	0	0	0	0	0	0	0	0	0	0	*	*
04:00	1	0	0	0	0	0	0	0	0	0	0	0	0	0	1	*	1
05:00	0	0	0	1	0	0	0	0	0	0	0	0	0	0	1	19-28	1
06:00	2	2	5	0	1	0	0	0	0	0	0	0	0	0	10	17-26	5
07:00	*	*	*	*	*	*	*	*	*	*	*	*	*	*	*	*	*
08:00	*	*	*	*	*	*	*	*	*	*	*	*	*	*	*	*	*
09:00	*	*	*	*	*	*	*	*	*	*	*	*	*	*	*	*	*
10:00	*	*	*	*	*	*	*	*	*	*	*	*	*	*	*	*	*
11:00	*	*	*	*	*	*	*	*	*	*	*	*	*	*	*	*	*
12 PM	*	*	*	*	*	*	*	*	*	*	*	*	*	*	*	*	*
13:00	*	*	*	*	*	*	*	*	*	*	*	*	*	*	*	*	*
14:00	*	*	*	*	*	*	*	*	*	*	*	*	*	*	*	*	*
15:00	*	*	*	*	*	*	*	*	*	*	*	*	*	*	*	*	*
16:00	*	*	*	*	*	*	*	*	*	*	*	*	*	*	*	*	*
17:00	*	*	*	*	*	*	*	*	*	*	*	*	*	*	*	*	*
18:00	*	*	*	*	*	*	*	*	*	*	*	*	*	*	*	*	*
19:00	*	*	*	*	*	*	*	*	*	*	*	*	*	*	*	*	*
20:00	*	*	*	*	*	*	*	*	*	*	*	*	*	*	*	*	*
21:00	*	*	*	*	*	*	*	*	*	*	*	*	*	*	*	*	*
22:00	*	*	*	*	*	*	*	*	*	*	*	*	*	*	*	*	*
23:00	*	*	*	*	*	*	*	*	*	*	*	*	*	*	*	*	*
Total	4	3	7	1	1	0	0	0	0	0	0	0	0	0	16		
Percent	25.0%	18.8%	43.8%	6.3%	6.3%	0.0%	0.0%	0.0%	0.0%	0.0%	0.0%	0.0%	0.0%	0.0%			
AM Peak	06:00	06:00	06:00	05:00	06:00										06:00		
Vol.	2	2	5	1	1										10		
PM Peak Vol.																	
Total	129	123	132	85	30	3	1	0	0	0	0	0	0	0	503		
Percent	25.6%	24.5%	26.2%	16.9%	6.0%	0.6%	0.2%	0.0%	0.0%	0.0%	0.0%	0.0%	0.0%	0.0%			

15th Percentile :	7 MPH
50th Percentile :	16 MPH
85th Percentile :	26 MPH
95th Percentile :	30 MPH

Stats

10 MPH Pace Speed :	14-23 MPH
Number in Pace :	190
Percent in Pace :	37.8%
Number of Vehicles > 55 MPH :	0
Percent of Vehicles > 55 MPH :	0.0%
Mean Speed(Average) :	17 MPH

Pioneer Valley Planning Commission
60 Congress Street
Springfield, MA 01104
(413) 781-6045

Location : West Springfield
Operator : AB, AK
Counter # : 1446
Road Class : U0

Site Code: 9755
Station ID:
Russell St
B/W Main St & Union St
Latitude: 0' 0.0000 Undefined

Direction 1

Start Time	1 15	16 20	21 25	26 30	31 35	36 40	41 45	46 50	51 55	56 60	61 65	66 70	71 75	76 999	Total	Pace Speed	Number in Pace
11/05/12	*	*	*	*	*	*	*	*	*	*	*	*	*	*	*	*	*
01:00	*	*	*	*	*	*	*	*	*	*	*	*	*	*	*	*	*
02:00	*	*	*	*	*	*	*	*	*	*	*	*	*	*	*	*	*
03:00	*	*	*	*	*	*	*	*	*	*	*	*	*	*	*	*	*
04:00	*	*	*	*	*	*	*	*	*	*	*	*	*	*	*	*	*
05:00	*	*	*	*	*	*	*	*	*	*	*	*	*	*	*	*	*
06:00	*	*	*	*	*	*	*	*	*	*	*	*	*	*	*	*	*
07:00	*	*	*	*	*	*	*	*	*	*	*	*	*	*	*	*	*
08:00	*	*	*	*	*	*	*	*	*	*	*	*	*	*	*	*	*
09:00	*	*	*	*	*	*	*	*	*	*	*	*	*	*	*	*	*
10:00	1	2	**10**	0	**2**	0	0	0	0	0	0	0	0	0	15	16-25	10
11:00	**4**	**7**	5	**2**	0	0	0	0	0	0	0	0	0	0	**18**	10-19	9
12 PM	3	8	3	**6**	**2**	0	0	0	0	0	0	0	0	0	22	11-20	10
13:00	3	5	3	3	1	0	0	0	0	0	0	0	0	0	15	11-20	7
14:00	3	7	11	6	1	0	0	0	0	0	0	0	0	0	28	18-27	15
15:00	**12**	**11**	**14**	4	1	0	0	0	0	0	0	0	0	0	**42**	14-23	18
16:00	2	9	13	2	0	0	0	0	0	0	0	0	0	0	26	17-26	16
17:00	7	2	9	4	2	**1**	0	0	0	0	0	0	0	0	25	19-28	10
18:00	4	6	9	4	2	0	0	0	0	0	0	0	0	0	25	17-26	12
19:00	4	6	8	0	1	0	0	0	0	0	0	0	0	0	19	14-23	10
20:00	3	2	4	5	0	0	0	0	0	0	0	0	0	0	14	20-29	7
21:00	1	4	3	0	1	0	0	0	0	0	0	0	0	0	9	15-24	5
22:00	3	1	2	0	0	0	0	0	0	0	0	0	0	0	6	7-16	3
23:00	1	1	2	2	0	0	0	0	0	0	0	0	0	0	6	20-29	3
Total	51	71	96	38	13	1	0	0	0	0	0	0	0	0	270		
Percent	18.9%	26.3%	35.6%	14.1%	4.8%	0.4%	0.0%	0.0%	0.0%	0.0%	0.0%	0.0%	0.0%	0.0%			
AM Peak	11:00	11:00	10:00	11:00	10:00										11:00		
Vol.	4	7	10	2	2										18		
PM Peak	15:00	15:00	15:00	12:00	12:00	17:00									15:00		
Vol.	12	11	14	6	2	1									42		

Pioneer Valley Planning Commission
60 Congress Street
Springfield, MA 01104
(413) 781-6045

Location : West Springfield
Operator : AB, AK
Counter # : 1446
Road Class : U0

Site Code: 9755
Station ID:
Russell St
B/W Main St & Union St
Latitude: 0' 0.0000 Undefined

Direction 1

Start Time	1 15	16 20	21 25	26 30	31 35	36 40	41 45	46 50	51 55	56 60	61 65	66 70	71 75	76 999	Total	Pace Speed	Number in Pace
11/06/12	0	1	0	0	0	0	0	0	0	0	0	0	0	0	1	8-17	1
01:00	0	0	0	1	0	0	0	0	0	0	0	0	0	0	1	19-28	1
02:00	0	0	0	1	0	0	0	0	0	0	0	0	0	0	1	19-28	1
03:00	1	1	0	0	0	0	0	0	0	0	0	0	0	0	2	12-21	1
04:00	1	0	0	0	0	0	0	0	0	0	0	0	0	0	1	*	1
05:00	0	1	1	0	0	0	0	0	0	0	0	0	0	0	2	19-28	1
06:00	1	3	0	0	0	0	0	0	0	0	0	0	0	0	4	9-18	3
07:00	0	0	1	0	0	0	0	0	0	0	0	0	0	0	1	14-23	1
08:00	4	5	4	**4**	0	0	0	0	0	0	0	0	0	0	17	8-17	7
09:00	4	5	3	4	**1**	0	0	0	0	0	0	0	0	0	17	8-17	7
10:00	9	**7**	4	3	0	0	0	0	0	0	0	0	0	0	**23**	8-17	11
11:00	**10**	3	**7**	1	0	0	0	0	0	0	0	0	0	0	21	4-13	11
12 PM	**7**	8	13	0	0	0	0	0	0	0	0	0	0	0	28	17-26	14
13:00	4	9	**14**	**7**	**2**	0	0	0	0	0	0	0	0	0	**36**	18-27	18
14:00	5	4	14	2	1	0	0	0	0	0	0	0	0	0	26	16-25	14
15:00	5	**8**	9	**6**	0	0	0	0	0	0	0	0	0	0	28	15-24	13
16:00	4	8	8	2	0	0	0	0	0	0	0	0	0	0	22	15-24	12
17:00	**4**	**8**	6	2	1	0	0	0	0	0	0	0	0	0	21	15-24	10
18:00	2	**18**	8	2	0	0	0	0	0	0	0	0	0	0	30	13-22	20
19:00	**4**	**4**	11	0	1	0	0	0	0	0	0	0	0	0	20	16-25	11
20:00	3	4	5	1	0	0	0	0	0	0	0	0	0	0	13	17-26	6
21:00	2	5	2	2	0	0	0	0	0	0	0	0	0	0	11	10-19	6
22:00	3	3	3	0	0	0	0	0	0	0	0	0	0	0	9	15-24	4
23:00	0	0	2	2	0	0	0	0	0	0	0	0	0	0	4	21-30	4
Total	73	105	115	40	6	0	0	0	0	0	0	0	0	0	339		
Percent	21.5%	31.0%	33.9%	11.8%	1.8%	0.0%	0.0%	0.0%	0.0%	0.0%	0.0%	0.0%	0.0%	0.0%			
AM Peak	11:00	10:00	11:00	08:00	09:00										10:00		
Vol.	10	7	7	4	1										23		
PM Peak	12:00	18:00	13:00	13:00	13:00										13:00		
Vol.	7	18	14	7	2										36		

Pioneer Valley Planning Commission
60 Congress Street
Springfield, MA 01104
(413) 781-6045

Location : West Springfield
Operator : AB, AK
Counter # : 1446
Road Class : U0

Site Code: 9755
Station ID:
Russell St
B/W Main St & Union St
Latitude: 0' 0.0000 Undefined

Direction 1

Start Time	1 15	16 20	21 25	26 30	31 35	36 40	41 45	46 50	51 55	56 60	61 65	66 70	71 75	76 999	Total	Pace Speed	Number in Pace
11/07/12	0	1	0	1	0	0	0	0	0	0	0	0	0	0	2	13-22	1
01:00	0	1	0	1	0	0	0	0	0	0	0	0	0	0	2	13-22	1
02:00	0	0	0	0	0	0	0	0	0	0	0	0	0	0	0	*	*
03:00	0	1	0	0	0	0	0	0	0	0	0	0	0	0	1	8-17	1
04:00	0	0	1	1	0	0	0	0	0	0	0	0	0	0	2	19-28	2
05:00	1	0	3	0	0	0	0	0	0	0	0	0	0	0	4	21-30	2
06:00	1	1	0	2	0	0	0	0	0	0	0	0	0	0	4	8-17	2
07:00	0	1	2	0	0	0	0	0	0	0	0	0	0	0	3	19-28	2
08:00	*	*	*	*	*	*	*	*	*	*	*	*	*	*	*	*	*
09:00	*	*	*	*	*	*	*	*	*	*	*	*	*	*	*	*	*
10:00	*	*	*	*	*	*	*	*	*	*	*	*	*	*	*	*	*
11:00	*	*	*	*	*	*	*	*	*	*	*	*	*	*	*	*	*
12 PM	*	*	*	*	*	*	*	*	*	*	*	*	*	*	*	*	*
13:00	*	*	*	*	*	*	*	*	*	*	*	*	*	*	*	*	*
14:00	*	*	*	*	*	*	*	*	*	*	*	*	*	*	*	*	*
15:00	*	*	*	*	*	*	*	*	*	*	*	*	*	*	*	*	*
16:00	*	*	*	*	*	*	*	*	*	*	*	*	*	*	*	*	*
17:00	*	*	*	*	*	*	*	*	*	*	*	*	*	*	*	*	*
18:00	*	*	*	*	*	*	*	*	*	*	*	*	*	*	*	*	*
19:00	*	*	*	*	*	*	*	*	*	*	*	*	*	*	*	*	*
20:00	*	*	*	*	*	*	*	*	*	*	*	*	*	*	*	*	*
21:00	*	*	*	*	*	*	*	*	*	*	*	*	*	*	*	*	*
22:00	*	*	*	*	*	*	*	*	*	*	*	*	*	*	*	*	*
23:00	*	*	*	*	*	*	*	*	*	*	*	*	*	*	*	*	*
Total	2	5	6	5	0	0	0	0	0	0	0	0	0	0	18		
Percent	11.1%	27.8%	33.3%	27.8%	0.0%	0.0%	0.0%	0.0%	0.0%	0.0%	0.0%	0.0%	0.0%	0.0%			
AM Peak	05:00	00:00	05:00	06:00											05:00		
Vol.	1	1	3	2											4		
PM Peak Vol.																	
Total	126	181	217	83	19	1	0	0	0	0	0	0	0	0	627		
Percent	20.1%	28.9%	34.6%	13.2%	3.0%	0.2%	0.0%	0.0%	0.0%	0.0%	0.0%	0.0%	0.0%	0.0%			

15th Percentile :	8 MPH
50th Percentile :	17 MPH
85th Percentile :	24 MPH
95th Percentile :	28 MPH

Stats

10 MPH Pace Speed :	16-25 MPH
Number in Pace :	290
Percent in Pace :	46.3%
Number of Vehicles > 55 MPH :	0
Percent of Vehicles > 55 MPH :	0.0%
Mean Speed(Average) :	18 MPH

Pioneer Valley Planning Commission
60 Congress Street
Springfield, MA 01104
(413) 781-6045

Location : West Springfield
Operator : AB, AK
Counter # : 1446
Road Class : U0

Site Code: 9755
Station ID:
Russell St
B/W Main St & Union St
Latitude: 0' 0.0000 Undefined

Direction 2

Start Time	1 15	16 20	21 25	26 30	31 35	36 40	41 45	46 50	51 55	56 60	61 65	66 70	71 75	76 999	Total	Pace Speed	Number in Pace
11/05/12	*	*	*	*	*	*	*	*	*	*	*	*	*	*	*	*	*
01:00	*	*	*	*	*	*	*	*	*	*	*	*	*	*	*	*	*
02:00	*	*	*	*	*	*	*	*	*	*	*	*	*	*	*	*	*
03:00	*	*	*	*	*	*	*	*	*	*	*	*	*	*	*	*	*
04:00	*	*	*	*	*	*	*	*	*	*	*	*	*	*	*	*	*
05:00	*	*	*	*	*	*	*	*	*	*	*	*	*	*	*	*	*
06:00	*	*	*	*	*	*	*	*	*	*	*	*	*	*	*	*	*
07:00	*	*	*	*	*	*	*	*	*	*	*	*	*	*	*	*	*
08:00	*	*	*	*	*	*	*	*	*	*	*	*	*	*	*	*	*
09:00	*	*	*	*	*	*	*	*	*	*	*	*	*	*	*	*	*
10:00	**4**	**2**	3	**2**	**3**	0	0	0	0	0	0	0	0	0	**14**	6-15	5
11:00	**4**	1	**6**	0	3	0	0	0	0	0	0	0	0	0	14	19-28	5
12 PM	**5**	3	8	2	**2**	0	0	0	0	0	0	0	0	0	20	19-28	8
13:00	2	**6**	7	6	1	0	0	0	0	0	0	0	0	0	22	17-26	11
14:00	0	1	5	2	2	0	0	0	0	0	0	0	0	0	10	21-30	6
15:00	1	4	**9**	2	2	0	0	0	0	0	0	0	0	0	18	17-26	11
16:00	4	4	9	**8**	0	0	0	0	0	0	0	0	0	0	**25**	19-28	13
17:00	5	1	6	3	1	0	0	0	0	0	0	0	0	0	16	22-31	6
18:00	1	3	3	1	1	0	0	0	0	0	0	0	0	0	9	15-24	5
19:00	1	1	**5**	7	0	**1**	0	0	0	0	0	0	0	0	15	20-29	10
20:00	4	2	4	1	0	1	0	0	0	0	0	0	0	0	12	3-12	5
21:00	1	0	5	0	0	**0**	0	0	**0**	0	0	0	0	0	6	20-29	4
22:00	0	1	1	0	0	0	0	0	0	0	0	0	0	0	2	19-28	1
23:00	2	0	1	2	1	0	0	0	0	0	0	0	0	0	6	26-35	2
Total	34	29	72	36	16	2	0	0	0	0	0	0	0	0	189		
Percent	18.0%	15.3%	38.1%	19.0%	8.5%	1.1%	0.0%	0.0%	0.0%	0.0%	0.0%	0.0%	0.0%	0.0%			
AM Peak	10:00	10:00	11:00	10:00	10:00										10:00		
Vol.	4	2	6	2	3										14		
PM Peak	12:00	13:00	15:00	16:00	12:00	19:00									16:00		
Vol.	5	6	9	8	2	1									25		

Pioneer Valley Planning Commission
60 Congress Street
Springfield, MA 01104
(413) 781-6045

Location : West Springfield
Operator : AB, AK
Counter # : 1446
Road Class : U0

Site Code: 9755
Station ID:
Russell St
B/W Main St & Union St
Latitude: 0' 0.0000 Undefined

Direction 2

Start Time	1 15	16 20	21 25	26 30	31 35	36 40	41 45	46 50	51 55	56 60	61 65	66 70	71 75	76 999	Total	Pace Speed	Number in Pace
11/06/12	0	0	1	0	1	0	0	0	0	0	0	0	0	0	2	27-36	1
01:00	0	0	0	1	0	0	0	0	0	0	0	0	0	0	1	19-28	1
02:00	0	1	0	0	0	0	0	0	0	0	0	0	0	0	1	8-17	1
03:00	0	0	0	1	0	0	0	0	0	0	0	0	0	0	1	19-28	1
04:00	0	0	0	0	0	0	0	0	0	0	0	0	0	0	0	*	*
05:00	0	0	1	0	0	0	0	0	0	0	0	0	0	0	1	14-23	1
06:00	1	5	0	2	1	0	0	0	0	0	0	0	0	0	9	12-21	5
07:00	1	2	2	4	1	0	0	0	0	0	0	0	0	0	10	20-29	5
08:00	0	2	5	5	1	1	0	0	0	0	0	0	0	0	14	20-29	9
09:00	3	4	1	7	0	0	0	0	0	0	0	0	0	0	15	10-19	6
10:00	7	5	8	3	0	0	0	0	0	0	0	0	0	0	23	18-27	9
11:00	3	7	1	3	0	0	1	0	0	0	0	0	0	0	15	10-19	8
12 PM	3	7	3	3	1	1	0	0	0	0	0	0	0	0	18	12-21	9
13:00	5	6	7	2	1	0	0	0	0	0	0	0	0	0	21	16-25	9
14:00	1	4	6	2	2	0	0	0	0	0	0	0	0	0	15	15-24	8
15:00	2	6	11	9	1	0	0	0	0	0	0	0	0	0	29	20-29	16
16:00	7	4	7	12	1	0	0	0	0	0	0	0	0	0	31	20-29	14
17:00	3	2	5	0	1	0	0	0	0	0	0	0	0	0	11	14-23	5
18:00	4	1	3	3	1	0	0	0	0	0	0	0	0	0	12	3-12	5
19:00	3	3	4	3	0	0	0	0	0	0	0	0	0	0	13	21-30	5
20:00	5	8	1	1	0	0	0	0	0	0	0	0	0	0	15	9-18	9
21:00	1	3	2	0	0	0	0	0	0	0	0	0	0	0	6	12-21	4
22:00	0	0	1	2	2	0	0	0	0	0	0	0	0	0	5	24-33	4
23:00	1	2	1	1	1	0	0	0	0	0	0	0	0	0	6	11-20	3
Total	50	72	70	64	15	2	1	0	0	0	0	0	0	0	274		
Percent	18.2%	26.3%	25.5%	23.4%	5.5%	0.7%	0.4%	0.0%	0.0%	0.0%	0.0%	0.0%	0.0%	0.0%			
AM Peak	10:00	11:00	10:00	09:00	00:00	08:00	11:00								10:00		
Vol.	7	7	8	7	1	1	1								23		
PM Peak	16:00	20:00	15:00	16:00	14:00	12:00									16:00		
Vol.	7	8	11	12	2	1									31		

Pioneer Valley Planning Commission
60 Congress Street
Springfield, MA 01104
(413) 781-6045

Location : West Springfield
Operator : AB, AK
Counter # : 1446
Road Class : U0

Site Code: 9755
Station ID:
Russell St
B/W Main St & Union St
Latitude: 0' 0.0000 Undefined

Direction 2

Start Time	1 15	16 20	21 25	26 30	31 35	36 40	41 45	46 50	51 55	56 60	61 65	66 70	71 75	76 999	Total	Pace Speed	Number in Pace
11/07/12	0	0	0	0	0	0	0	0	0	0	0	0	0	0	0	*	*
01:00	0	0	0	0	0	0	0	0	0	0	0	0	0	0	0	*	*
02:00	1	0	0	0	0	0	0	0	0	0	0	0	0	0	1	*	1
03:00	0	0	0	1	0	0	0	0	0	0	0	0	0	0	1	19-28	1
04:00	0	0	0	0	0	0	0	0	0	0	0	0	0	0	0	*	*
05:00	0	0	0	1	0	0	0	0	0	0	0	0	0	0	1	19-28	1
06:00	2	2	2	1	0	0	0	0	0	0	0	0	0	0	7	4-13	3
07:00	5	0	1	2	1	0	0	0	0	0	0	0	0	0	9	4-13	5
08:00	*	*	*	*	*	*	*	*	*	*	*	*	*	*	*	*	*
09:00	*	*	*	*	*	*	*	*	*	*	*	*	*	*	*	*	*
10:00	*	*	*	*	*	*	*	*	*	*	*	*	*	*	*	*	*
11:00	*	*	*	*	*	*	*	*	*	*	*	*	*	*	*	*	*
12 PM	*	*	*	*	*	*	*	*	*	*	*	*	*	*	*	*	*
13:00	*	*	*	*	*	*	*	*	*	*	*	*	*	*	*	*	*
14:00	*	*	*	*	*	*	*	*	*	*	*	*	*	*	*	*	*
15:00	*	*	*	*	*	*	*	*	*	*	*	*	*	*	*	*	*
16:00	*	*	*	*	*	*	*	*	*	*	*	*	*	*	*	*	*
17:00	*	*	*	*	*	*	*	*	*	*	*	*	*	*	*	*	*
18:00	*	*	*	*	*	*	*	*	*	*	*	*	*	*	*	*	*
19:00	*	*	*	*	*	*	*	*	*	*	*	*	*	*	*	*	*
20:00	*	*	*	*	*	*	*	*	*	*	*	*	*	*	*	*	*
21:00	*	*	*	*	*	*	*	*	*	*	*	*	*	*	*	*	*
22:00	*	*	*	*	*	*	*	*	*	*	*	*	*	*	*	*	*
23:00	*	*	*	*	*	*	*	*	*	*	*	*	*	*	*	*	*
Total	8	2	3	5	1	0	0	0	0	0	0	0	0	0	19		
Percent	42.1%	10.5%	15.8%	26.3%	5.3%	0.0%	0.0%	0.0%	0.0%	0.0%	0.0%	0.0%	0.0%	0.0%			
AM Peak	07:00	06:00	06:00	07:00	07:00										07:00		
Vol.	5	2	2	2	1										9		
PM Peak																	
Vol.																	
Total	92	103	145	105	32	4	1	0	0	0	0	0	0	0	482		
Percent	19.1%	21.4%	30.1%	21.8%	6.6%	0.8%	0.2%	0.0%	0.0%	0.0%	0.0%	0.0%	0.0%	0.0%			

	15th Percentile :	8 MPH
	50th Percentile :	19 MPH
	85th Percentile :	27 MPH
	95th Percentile :	31 MPH
Stats	10 MPH Pace Speed :	18-27 MPH
	Number in Pace :	198
	Percent in Pace :	41.1%
	Number of Vehicles > 55 MPH :	0
	Percent of Vehicles > 55 MPH :	0.0%
	Mean Speed(Average) :	19 MPH

Transportation Data Appendix

5. CSX Gate Study Truck Counts

A. June Study

June CSX Gate Study

Time	Interval	Class	Vehicle	State	Company	In/Out	IN	OUT	THROUGH
9:01	9:00 AM	3	pickup truck/van	MA					1
9:03	9:00 AM	3	pickup truck/van	MA					1
	9:00 AM	3	pickup truck/van	MA					1
9:04	9:00 AM	3	pickup truck/van	NJ	North Connections Logistics	IN	1		
9:07	9:00 AM	3	pickup truck/van	NJ	North Connections Logistics	OUT		1	
9:10	9:00 AM	3	pickup truck/van	MA					1
9:11	9:00 AM	3	pickup truck/van	MA					1
9:12	9:00 AM	3	pickup truck/van	MA					1
9:14	9:00 AM	3	pickup truck/van	MA					1
9:15	9:15 AM	9	3 axle tractor with 2 axle trailer	MA	CSX	OUT		1	
9:20	9:15 AM	6	3 axle single unit	MA	CSX	OUT		1	
9:23	9:15 AM	2	passenger car	CT					1
9:24	9:15 AM	2	passenger car	GA		IN	1		
9:26	9:15 AM	9	3 axle tractor with 2 axle trailer	CT	CSX	IN	1		
	9:15 AM	3	pickup truck/van	NJ	North Connections Logistics				1
	9:15 AM	2	passenger car	MA		OUT		1	
9:27	9:15 AM	6	3 axle single unit	MA	Manchester Motor Freight	OUT		1	
9:28	9:15 AM	2	passenger car	MA					1
9:31	9:30 AM	3	pickup truck/van	MA	CSX	IN	1		
9:33	9:30 AM	6	3 axle single unit	MA	CSX	IN	1		
	9:30 AM	3	pickup truck/van	MA	CSX	OUT		1	
9:34	9:30 AM	3	pickup truck/van	MA					1
9:35	9:30 AM	9	3 axle tractor with 2 axle trailer	MA	RoadLink	IN	1		
9:36	9:30 AM	9	3 axle tractor with 2 axle trailer	ME	US Xpress	IN	1		
	9:30 AM	9	3 axle tractor with 2 axle trailer	MA	CSX	OUT		1	
	9:30 AM	2	passenger car	MA		IN	1		
9:37	9:30 AM	5	pickup truck/van	MA	UPS	IN	1		
9:38	9:30 AM	9	3 axle tractor with 2 axle trailer	MA	CSX	OUT		1	
9:39	9:30 AM	2	passenger car	MA					1
	9:30 AM	5	pickup truck/van	MA	UPS	OUT		1	
9:41	9:30 AM	9	3 axle tractor with 2 axle trailer	MA	Manchester Motor Freight	OUT		1	
	9:30 AM	9	3 axle tractor with 2 axle trailer	MA	CSX	IN	1		
9:42	9:30 AM	3	pickup truck/van	MA	CSX				1
9:44	9:30 AM	9	3 axle tractor with 2 axle trailer	RI	CSX	IN	1		
9:45	9:45 AM	2	passenger car	MA					1
9:46	9:45 AM	9	3 axle tractor with 2 axle trailer	MA	Manchester Motor Freight	OUT		1	

9:47	9:45 AM	9	3 axle tractor with 2 axle trailer	MA	ADS Inc.	IN	1		
9:48	9:45 AM	9	3 axle tractor with 2 axle trailer	MA	CSX	OUT		1	
9:52	9:45 AM	3	pickup truck/van	MA	CSX				1
	9:45 AM	9	3 axle tractor with 2 axle trailer	CT	Manchester Motor Freight	OUT		1	
9:54	9:45 AM	9	3 axle tractor with 2 axle trailer	MA	CSX	OUT		1	
9:55	9:45 AM	9	3 axle tractor with 2 axle trailer	ME	Coast to Coast Express	IN	1		
9:57	9:45 AM	9	3 axle tractor with 2 axle trailer	MA	Manchester Motor Freight	IN	1		
	9:45 AM	2	passenger car	MA		IN	1		
	9:45 AM	2	passenger car	CT					1
	9:45 AM	3	pickup truck/van	MA					1
9:58	9:45 AM	3	pickup truck/van	MA					1
10:02	10:00 AM	3	pickup truck/van	MA		OUT		1	
	10:00 AM	3	pickup truck/van	MA	CSX	IN	1		
10:03	10:00 AM	9	3 axle tractor with 2 axle trailer	MA	CSX	OUT		1	
10:04	10:00 AM	2	passenger car	MA					1
10:06	10:00 AM	3	pickup truck/van	MA		IN	1		
	10:00 AM	2	passenger car	MA		OUT		1	
10:08	10:00 AM	5	pickup truck/van	MA	W.B. Hill				1
10:09	10:00 AM	3	pickup truck/van	MA					1
10:12	10:00 AM	3	pickup truck/van	MA	Government				1
10:13	10:00 AM	9	3 axle tractor with 2 axle trailer	CT	Manchester Motor Freight	IN	1		
	10:00 AM	9	3 axle tractor with 2 axle trailer	MA	Manchester Motor Freight	IN	1		
10:17	10:15 AM	6	3 axle single unit	CT	CSX	IN	1		
10:18	10:15 AM	3	pickup truck/van	MA					1
10:20	10:15 AM	9	3 axle tractor with 2 axle trailer	MA	Manchester Motor Freight	IN	1		
	10:15 AM	9	3 axle tractor with 2 axle trailer	MA	ADS Inc.	OUT		1	
10:21	10:15 AM	9	3 axle tractor with 2 axle trailer	MA	Manchester Motor Freight	IN	1		
10:23	10:15 AM	6	3 axle single unit	OK	US Xpress	OUT		1	
10:25	10:15 AM	6	3 axle single unit	MA	Manchester Motor Freight	OUT		1	
10:27	10:15 AM	3	pickup truck/van	MA	CSX	OUT		1	
10:29	10:15 AM	9	3 axle tractor with 2 axle trailer	RI	CSX	OUT		1	
	10:15 AM	3	pickup truck/van	MA		OUT		1	
10:30	10:30 AM	3	pickup truck/van	NJ		OUT		1	
	10:30 AM	9	3 axle tractor with 2 axle trailer	CT	Coast to Coast Express	OUT		1	
10:33	10:30 AM	6	3 axle single unit	IN	Marten	IN	1		
10:37	10:30 AM	6	3 axle single unit	MA	Manchester Motor Freight	OUT		1	
	10:30 AM	3	pickup truck/van	MA					1
10:38	10:30 AM	9	3 axle tractor with 2 axle trailer	CT	Manchester Motor Freight	OUT		1	
	10:30 AM	9	3 axle tractor with 2 axle trailer	IN	Marten	IN	1		
10:41	10:30 AM	9	3 axle tractor with 2 axle trailer	IN	Marten	OUT		1	

10:42	10:30 AM	3	pickup truck/van	MA	CSX	IN	1		
	10:30 AM	3	pickup truck/van	NY	CSX				1
10:43	10:30 AM	3	pickup truck/van	MA		IN	1		
10:47	10:45 AM	9	3 axle tractor with 2 axle trailer	CT	CSX	OUT		1	
10:48	10:45 AM	9	3 axle tractor with 2 axle trailer	MA	CSX	OUT		1	
10:50	10:45 AM	3	pickup truck/van	NJ					1
	10:45 AM	9	3 axle tractor with 2 axle trailer	IN	Marten	OUT		1	
	10:45 AM	2	passenger car	GA		OUT		1	
10:51	10:45 AM	2	passenger car	MA		OUT		1	
10:54	10:45 AM	9	3 axle tractor with 2 axle trailer	MA	CSX	IN	1		
10:57	10:45 AM	6	3 axle single unit	IN	Marten	OUT		1	
10:58	10:45 AM	2	passenger car	MA					1
10:59	10:45 AM	9	3 axle tractor with 2 axle trailer	MA	Pacer Cartage	IN	1		
	10:45 AM	9	3 axle tractor with 2 axle trailer	MA	Manchester Motor Freight	OUT		1	
11:01	11:00 AM	2	passenger car	MA		OUT		1	
11:03	11:00 AM	3	pickup truck/van	NY	CSX	IN	1		
11:04	11:00 AM	2	passenger car	NH					1
	11:00 AM	9	3 axle tractor with 2 axle trailer	MA	Manchester Motor Freight	IN	1		
	11:00 AM	9	3 axle tractor with 2 axle trailer	IN	FedEx	IN	1		
11:07	11:00 AM	9	3 axle tractor with 2 axle trailer	MA	Manchester Motor Freight	OUT		1	
11:08	11:00 AM	3	pickup truck/van	MA		OUT		1	
11:09	11:00 AM	2	passenger car	MA					1
11:11	11:00 AM	3	pickup truck/van	MA					1
11:13	11:00 AM	9	3 axle tractor with 2 axle trailer	MA	CSX	OUT		1	
11:16	11:15 AM	3	pickup truck/van	CT	Securitas				1
	11:15 AM	3	pickup truck/van	MA	CSX	IN	1		
	11:15 AM	6	3 axle single unit	MA	Simo	OUT		1	
	11:15 AM	6	3 axle single unit	MA	CSX	IN	1		
11:18	11:15 AM	3	pickup truck/van	MA	CSX	OUT		1	
11:21	11:15 AM	6	3 axle single unit	MA	Alvez Fuel	IN	1		
	11:15 AM	9	3 axle tractor with 2 axle trailer	MA	CSX	IN	1		
	11:15 AM	9	3 axle tractor with 2 axle trailer	MA	Responsive Trucking	IN	1		
11:24	11:15 AM	9	3 axle tractor with 2 axle trailer	MA	Responsive Trucking	IN	1		
11:25	11:15 AM	9	3 axle tractor with 2 axle trailer	MA	CSX	IN	1		
	11:15 AM	9	3 axle tractor with 2 axle trailer	CT	CSX	IN	1		
	11:15 AM	3	pickup truck/van	MA	CSX				1
11:26	11:15 AM	9	3 axle tractor with 2 axle trailer	MA	CSX	IN	1		
	11:15 AM	2	passenger car	MA					1
11:28	11:15 AM	3	pickup truck/van	MA		IN	1		
11:29	11:15 AM	3	pickup truck/van	NY	CSX	OUT		1	

11:30	11:30 AM	9	3 axle tractor with 2 axle trailer	IN	Schneider	IN	1		
11:31	11:30 AM	9	3 axle tractor with 2 axle trailer	IN	FedEx	OUT		1	
11:32	11:30 AM	2	passenger car	MA					1
	11:30 AM	3	pickup truck/van	MA					1
	11:30 AM	9	3 axle tractor with 2 axle trailer	MA	Responsive Trucking	IN	1		
	11:30 AM	3	pickup truck/van	MA	CSX				1
11:34	11:30 AM	2	passenger car	MA					1
	11:30 AM	3	pickup truck/van	MA		OUT		1	
	11:30 AM	3	pickup truck/van	MA		IN	1		
11:38	11:30 AM	3	pickup truck/van	MA		OUT		1	
11:39	11:30 AM	9	3 axle tractor with 2 axle trailer	MA	CSX	IN	1		
	11:30 AM	3	pickup truck/van	CT	Securitas				1
11:40	11:30 AM	6	3 axle single unit	MA	UPS	IN	1		
	11:30 AM	9	3 axle tractor with 2 axle trailer	IN	Schneider	OUT		1	
11:43	11:30 AM	9	3 axle tractor with 2 axle trailer	MA	Responsive Trucking	IN	1		
11:45	11:45 AM	9	3 axle tractor with 2 axle trailer	MA	Manchester Motor Freight	OUT		1	
	11:45 AM	9	3 axle tractor with 2 axle trailer	MA	Manchester Motor Freight	IN	1		
11:47	11:45 AM	3	pickup truck/van	MA	Spaeth				1
	11:45 AM	6	3 axle single unit	MA	Responsive Trucking	IN	1		
	11:45 AM	9	3 axle tractor with 2 axle trailer	IN	Pacer Cartage	OUT		1	
	11:45 AM	6	3 axle single unit	MA	Alvez Fuel	OUT		1	
11:48	11:45 AM	9	3 axle tractor with 2 axle trailer	MA	Responsive Trucking	IN	1		
	11:45 AM	2	passenger car	MA					1
	11:45 AM	3	pickup truck/van	MA					1
11:49	11:45 AM	3	pickup truck/van	MA					1
11:51	11:45 AM	9	3 axle tractor with 2 axle trailer	NE	Werner Express	IN	1		
	11:45 AM	3	pickup truck/van	MA					1
11:52	11:45 AM	2	passenger car	GA		IN	1		
	11:45 AM	2	passenger car	MA					1
	11:45 AM	9	3 axle tractor with 2 axle trailer	MA	Responsive Trucking	OUT		1	
11:54	11:45 AM	9	3 axle tractor with 2 axle trailer	MA	CSX	IN	1		
	11:45 AM	3	pickup truck/van	MA					1
11:56	11:45 AM	6	3 axle single unit	MA	Responsive Trucking	OUT		1	
	11:45 AM	9	3 axle tractor with 2 axle trailer	MA	ADS Inc.	IN	1		
	11:45 AM	9	3 axle tractor with 2 axle trailer	MA	Responsive Trucking	OUT		1	
11:57	11:45 AM	9	3 axle tractor with 2 axle trailer	MA	CSX	IN	1		
	11:45 AM	9	3 axle tractor with 2 axle trailer	MA	CSX	IN	1		
	11:45 AM	3	pickup truck/van	NJ	North Connections Logistics	IN	1		
11:58	11:45 AM	6	3 axle single unit	MA	Atlantic Distribution	IN	1		
	11:45 AM	3	pickup truck/van	MA					1

12:00	12:00 PM	9	3 axle tractor with 2 axle trailer	NE	UPS	OUT		1	
12:01	12:00 PM	3	pickup truck/van	MA	CSX	OUT		1	
	12:00 PM	9	3 axle tractor with 2 axle trailer	IN	Schneider	IN	1		
12:03	12:00 PM	9	3 axle tractor with 2 axle trailer	MA	CSX	IN	1		
	12:00 PM	3	pickup truck/van	NJ		OUT		1	
12:04	12:00 PM	9	3 axle tractor with 2 axle trailer	MA	Manchester Motor Freight	IN	1		
	12:00 PM	3	pickup truck/van	MA					1
12:05	12:00 PM	3	pickup truck/van	MA	Auto Part				1
12:08	12:00 PM	9	3 axle tractor with 2 axle trailer	IN	Schneider	OUT		1	
12:09	12:00 PM	6	3 axle single unit	CT	CSX	OUT		1	
	12:00 PM	9	3 axle tractor with 2 axle trailer	MA	CSX	IN	1		
12:13	12:00 PM	2	passenger car	MA					1
12:14	12:00 PM	6	3 axle single unit	MA	CSX	OUT		1	
	12:00 PM	5	pickup truck/van	MA	Summerwood Con				1
	12:00 PM	3	pickup truck/van	MA					1
12:15	12:15 PM	9	3 axle tractor with 2 axle trailer	MA	CSX	OUT		1	
	12:15 PM	9	3 axle tractor with 2 axle trailer	MA	ADS Inc.	OUT		1	
	12:15 PM	6	3 axle single unit	MA	Responsive Trucking	OUT		1	
12:16	12:15 PM	3	pickup truck/van	CT					1
12:18	12:15 PM	9	3 axle tractor with 2 axle trailer	IN	Schneider	IN	1		
12:21	12:15 PM	2	passenger car	CN					1
12:24	12:15 PM	3	pickup truck/van	MA	Mechanical Services				1
12:25	12:15 PM	3	pickup truck/van	MA					1
	12:15 PM	3	pickup truck/van	MA	CSX				1
12:30	12:30 PM	2	passenger car	MA		OUT		1	
	12:30 PM	2	passenger car	MA		OUT		1	
12:31	12:30 PM	9	3 axle tractor with 2 axle trailer	IN	Schneider	IN	1		
	12:30 PM	3	pickup truck/van	CN		OUT		1	
	12:30 PM	2	passenger car	MA		OUT		1	
	12:30 PM	2	passenger car	CN		OUT		1	
	12:30 PM	2	passenger car	MA					1
12:32	12:30 PM	6	3 axle single unit	MA	ADS Inc.	OUT		1	
12:34	12:30 PM	9	3 axle tractor with 2 axle trailer	MA	Coast to Coast Express	IN	1		
	12:30 PM	9	3 axle tractor with 2 axle trailer	MA	Swift	IN	1		
	12:30 PM	9	3 axle tractor with 2 axle trailer	MA	CSX	OUT		1	
12:35	12:30 PM	2	passenger car	MA					1
	12:30 PM	9	3 axle tractor with 2 axle trailer	MA	Schneider	OUT		1	
12:38	12:30 PM	9	3 axle tractor with 2 axle trailer	MA	Responsive Trucking	IN	1		
	12:30 PM	9	3 axle tractor with 2 axle trailer	MA	Schneider	IN	1		
12:39	12:30 PM	6	3 axle single unit	MA	Schneider	IN	1		

	12:30 PM	6	3 axle single unit	MA	CSX	OUT		1	
12:40	12:30 PM	6	3 axle single unit	MA	CSX	OUT		1	
12:41	12:30 PM	9	3 axle tractor with 2 axle trailer	MA	Responsive Trucking	OUT		1	
12:43	12:30 PM	9	3 axle tractor with 2 axle trailer	MA	CSX	IN	1		
12:44	12:30 PM	6	3 axle single unit	MA	RoadLink	OUT		1	
12:45	12:45 PM	6	3 axle single unit	NE	Werner Express	OUT		1	
12:50	12:45 PM	9	3 axle tractor with 2 axle trailer	IN	Schneider	OUT		1	
12:51	12:45 PM	9	3 axle tractor with 2 axle trailer	CT	Manchester Motor Freight	IN	1		
12:54	12:45 PM	3	pickup truck/van	MA					1
	12:45 PM	9	3 axle tractor with 2 axle trailer	WI	Pacer Cartage	OUT		1	
12:56	12:45 PM	9	3 axle tractor with 2 axle trailer	IN	Schneider	OUT		1	
	12:45 PM	6	3 axle single unit	MA	CSX	IN	1		
12:57	12:45 PM	9	3 axle tractor with 2 axle trailer	MA	RoadLink	IN	1		
	12:45 PM	9	3 axle tractor with 2 axle trailer	MA	Schneider	OUT		1	
12:58	12:45 PM	9	3 axle tractor with 2 axle trailer	MA	Coast to Coast Express	OUT		1	
	12:45 PM	9	3 axle tractor with 2 axle trailer	MA	Manchester Motor Freight	IN	1		
12:59	12:45 PM	9	3 axle tractor with 2 axle trailer	MA	Simo	IN	1		
	12:45 PM	2	passenger car	MA	US Postal Service				1
1:00	1:00 PM	6	3 axle single unit	CT	Manchester Motor Freight	OUT		1	
1:01	1:00 PM	9	3 axle tractor with 2 axle trailer	MA	Schneider	OUT		1	
	1:00 PM	6	3 axle single unit	MA	CSX	IN	1		
	1:00 PM	9	3 axle tractor with 2 axle trailer	MA	Manchester Motor Freight	IN	1		
	1:00 PM	2	passenger car	MA					1
1:02	1:00 PM	2	passenger car	MA	US Postal Service				1
	1:00 PM	6	3 axle single unit	MA	CSX	IN	1		
1:04	1:00 PM	3	pickup truck/van	MA	CSX				1
1:07	1:00 PM	3	pickup truck/van	CT					1
	1:00 PM	9	3 axle tractor with 2 axle trailer	MA	Schneider	OUT		1	
1:08	1:00 PM	2	passenger car	MA					1
	1:00 PM	6	3 axle single unit	MA	Simo	OUT		1	
1:10	1:00 PM	3	pickup truck/van	VT					1
	1:00 PM	3	pickup truck/van	MA	CSX	OUT		1	
1:11	1:00 PM	3	pickup truck/van	MA					1
	1:00 PM	2	passenger car	MA					1
1:13	1:00 PM	6	3 axle single unit	IN	Swift	OUT		1	
1:14	1:00 PM	2	passenger car	MA					1
1:15	1:15 PM	3	pickup truck/van	MA	CSX				1
1:18	1:15 PM	9	3 axle tractor with 2 axle trailer	MA	CSX				1
1:21	1:15 PM	6	3 axle single unit	MA	Manchester Motor Freight	OUT		1	
	1:15 PM	9	3 axle tractor with 2 axle trailer	NH	Atlantic Distribution	OUT		1	

1:22	1:15 PM	3	pickup truck/van	MA					1
1:23	1:15 PM	9	3 axle tractor with 2 axle trailer	MA	CSX	OUT		1	
	1:15 PM	9	3 axle tractor with 2 axle trailer	MA	Manchester Motor Freight	OUT		1	
1:28	1:15 PM	9	3 axle tractor with 2 axle trailer	MA	CSX	IN	1		
	1:15 PM	9	3 axle tractor with 2 axle trailer	IN	Schneider	IN	1		
1:30	1:30 PM	9	3 axle tractor with 2 axle trailer	MA	Responsive Trucking	OUT		1	
1:32	1:30 PM	6	3 axle single unit	MA	Schneider	IN	1		
1:34	1:30 PM	2	passenger car	MA					1
1:37	1:30 PM	3	pickup truck/van	MA					1
	1:30 PM	3	pickup truck/van	MA					1
1:38	1:30 PM	6	3 axle single unit	IN	RoadLink	OUT		1	
1:41	1:30 PM	3	pickup truck/van	MA					1
	1:30 PM	2	passenger car	MA		IN	1		
1:42	1:30 PM	9	3 axle tractor with 2 axle trailer	MA	CSX	OUT		1	
1:43	1:30 PM	9	3 axle tractor with 2 axle trailer	CT	CSX	IN	1		
1:45	1:45 PM	9	3 axle tractor with 2 axle trailer	MA	Manchester Motor Freight	IN	1		
1:46	1:45 PM	3	pickup truck/van	MA					1
1:47	1:45 PM	9	3 axle tractor with 2 axle trailer	MA	Responsive Trucking	IN	1		
	1:45 PM	2	passenger car	MA		IN	1		
1:48	1:45 PM	9	3 axle tractor with 2 axle trailer	RI	CSX	IN	1		
	1:45 PM	3	pickup truck/van	MA	CSX	IN	1		
1:49	1:45 PM	6	3 axle single unit	IN	Schneider	OUT		1	
	1:45 PM	9	3 axle tractor with 2 axle trailer	IN	Schneider	IN	1		
1:52	1:45 PM	6	3 axle single unit	MA	CSX	OUT		1	
1:54	1:45 PM	6	3 axle single unit	CT	Manchester Motor Freight	IN	1		
1:55	1:45 PM	2	passenger car	MA					1
	1:45 PM	3	pickup truck/van	MA					1
1:56	1:45 PM	3	pickup truck/van	MA					1
1:57	1:45 PM	9	3 axle tractor with 2 axle trailer	IN	Schneider	OUT		1	
	1:45 PM	9	3 axle tractor with 2 axle trailer	MA	Manchester Motor Freight	IN	1		
	1:45 PM	3	pickup truck/van	MA					1
1:58	1:45 PM	9	3 axle tractor with 2 axle trailer	MA	ADS Inc.	IN	1		
1:59	1:45 PM	6	3 axle single unit	MA	CSX	OUT		1	
2:00	2:00 PM	9	3 axle tractor with 2 axle trailer	MA	Manchester Motor Freight	IN	1		
	2:00 PM	3	pickup truck/van	MA					1
	2:00 PM	3	pickup truck/van	MA					1
2:01	2:00 PM	3	pickup truck/van	MA					1
	2:00 PM	9	3 axle tractor with 2 axle trailer	MA	Schneider	IN	1		
2:02	2:00 PM	3	pickup truck/van	CT					1
	2:00 PM	3	pickup truck/van	MA					1

	2:00 PM	3	pickup truck/van	MA					1
2:04	2:00 PM	9	3 axle tractor with 2 axle trailer	MA	CSX	IN	1		
2:07	2:00 PM	2	passenger car	MA					1
2:10	2:00 PM	9	3 axle tractor with 2 axle trailer	MA	CSX	OUT		1	
2:11	2:00 PM	6	3 axle single unit	IN	Schneider	OUT		1	
2:12	2:00 PM	2	passenger car	CT					1
2:18	2:15 PM	9	3 axle tractor with 2 axle trailer	TN	Swift	IN	1		
2:19	2:15 PM	6	3 axle single unit	CT	CSX	OUT		1	
2:20	2:15 PM	6	3 axle single unit	MA	Responsive Trucking	IN	1		
	2:15 PM	6	3 axle single unit	MA	Manchester Motor Freight	OUT		1	
	2:15 PM	9	3 axle tractor with 2 axle trailer	MA	Schneider	OUT		1	
2:21	2:15 PM	2	passenger car	MA					1
2:23	2:15 PM	2	passenger car	MA					1
2:25	2:15 PM	9	3 axle tractor with 2 axle trailer	MA	Responsive Trucking	IN	1		
	2:15 PM	3	pickup truck/van	MA					1
	2:15 PM	6	3 axle single unit	MA	CSX	OUT		1	
2:27	2:15 PM	3	pickup truck/van	MA					1
	2:15 PM	6	3 axle single unit	MA	Schneider	IN	1		
2:30	2:30 PM	9	3 axle tractor with 2 axle trailer	MA	Responsive Trucking	IN	1		
2:31	2:30 PM	9	3 axle tractor with 2 axle trailer	CT	Manchester Motor Freight	OUT		1	
	2:30 PM	9	3 axle tractor with 2 axle trailer	MA	ADS Inc.	OUT		1	
2:33	2:30 PM	9	3 axle tractor with 2 axle trailer	IN	Schneider	IN	1		
	2:30 PM	6	3 axle single unit	IN	Schneider	IN	1		
2:37	2:30 PM	9	3 axle tractor with 2 axle trailer	RI	CSX	OUT		1	
2:40	2:30 PM	3	pickup truck/van	MA	Verizon				1
	2:30 PM	9	3 axle tractor with 2 axle trailer	IN	Schneider	OUT		1	
2:41	2:30 PM	6	3 axle single unit	IN	Swift	OUT		1	
	2:30 PM	3	pickup truck/van	MA					1
2:42	2:30 PM	9	3 axle tractor with 2 axle trailer	MA	Manchester Motor Freight	IN	1		
2:43	2:30 PM	6	3 axle single unit	MA	Manchester Motor Freight	OUT		1	
	2:30 PM	9	3 axle tractor with 2 axle trailer	MA	Manchester Motor Freight	IN	1		
2:44	2:30 PM	9	3 axle tractor with 2 axle trailer	MA	Responsive Trucking	OUT		1	
2:46	2:45 PM	6	3 axle single unit	IN	Schneider	IN	1		
2:48	2:45 PM	5	pickup truck/van	MA					1
2:49	2:45 PM	3	pickup truck/van	MA					1
2:51	2:45 PM	3	pickup truck/van	MA					1
2:52	2:45 PM	9	3 axle tractor with 2 axle trailer	IN	Schneider	OUT		1	
	2:45 PM	2	passenger car	MA					1
	2:45 PM	3	pickup truck/van	MA					1
2:53	2:45 PM	9	3 axle tractor with 2 axle trailer	MA	Responsive Trucking	OUT		1	

2:54	2:45 PM	9	3 axle tractor with 2 axle trailer	IN	Schneider	OUT		1	
2:55	2:45 PM	6	3 axle single unit	MA	Manchester Motor Freight	OUT		1	
2:56	2:45 PM	3	pickup truck/van	MA					1
	2:45 PM	2	passenger car	CT					1
	2:45 PM	3	pickup truck/van	CT					1
2:58	2:45 PM	9	3 axle tractor with 2 axle trailer	MA	Manchester Motor Freight	OUT		1	

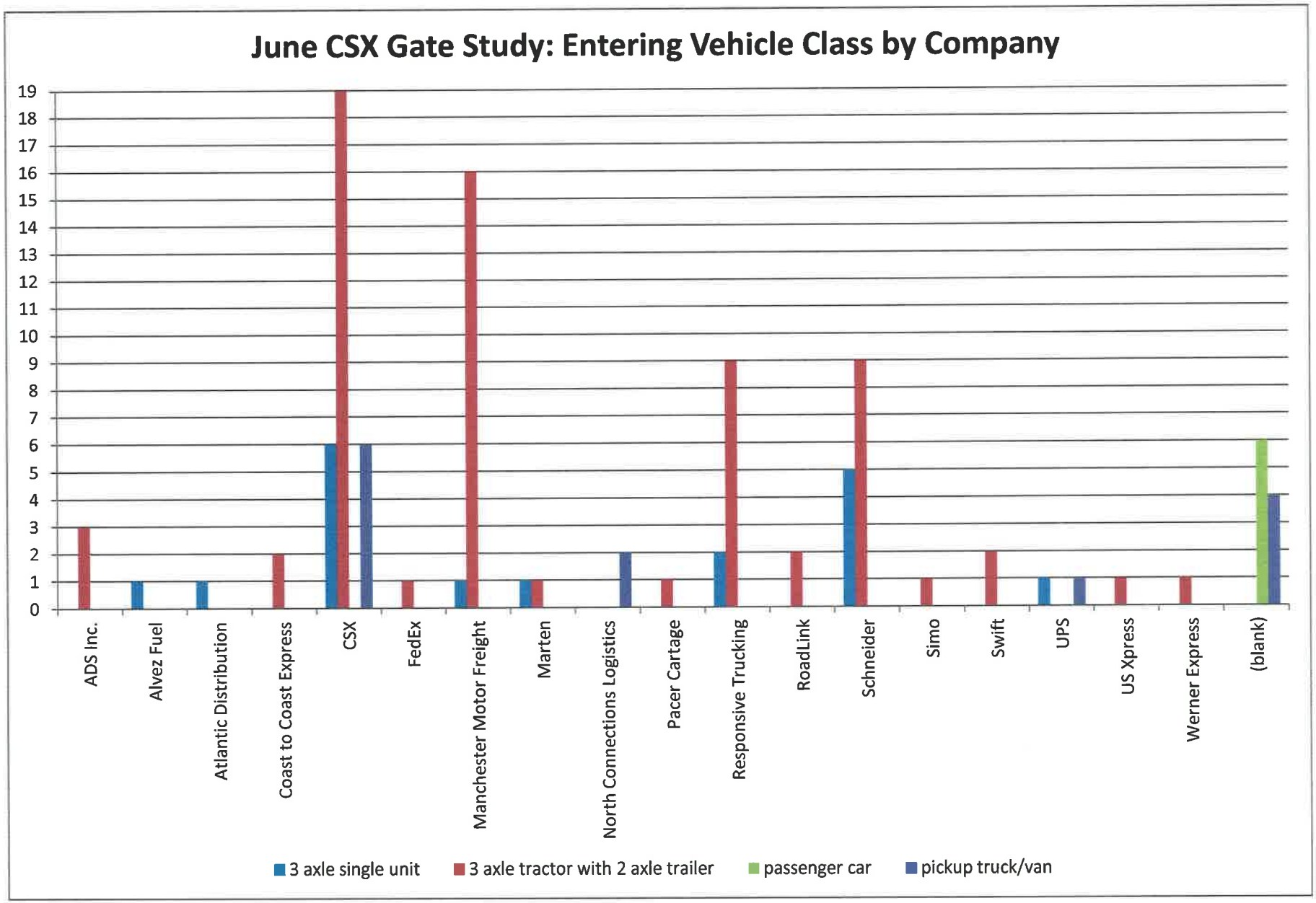
June CSX Gate Study: Entering Vehicle Class by Company
19
18
17
16
15
14
13
12
11
10
9
8
7
6
5
4
3
2
1
0
ADS Inc.
Alvez Fuel
Atlantic Distribution
Coast to Coast Express
CSX
FedEx
Manchester Motor Freight
Marten
North Connections Logistics
Pacer Cartage
Responsive Trucking
RoadLink
Schneider
Simo
Swift
UPS
US Xpress
Werner Express
(blank)
3 axle single unit
3 axle tractor with 2 axle trailer
passenger car
pickup truck/van

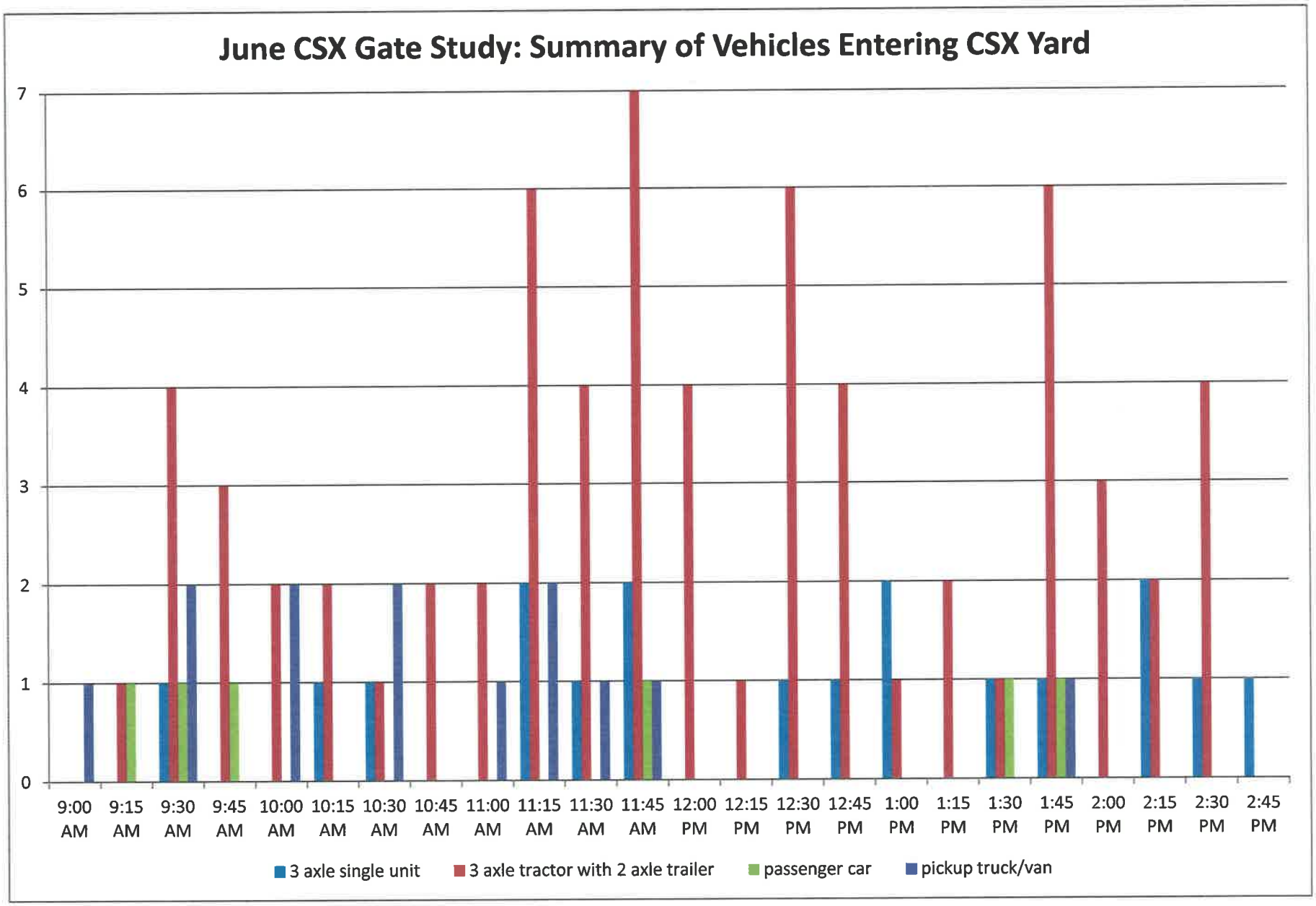
June CSX Gate Study: Summary of Vehicles Entering CSX Yard
7
6
5
4
3
2
1
0
9:00 AM
9:15 AM
9:30 AM
9:45 AM
10:00 AM
10:15 AM
10:30 AM
10:45 AM
11:00 AM
11:15 AM
11:30 AM
11:45 AM
12:00 PM
12:15 PM
12:30 PM
12:45 PM
1:00 PM
1:15 PM
1:30 PM
1:45 PM
2:00 PM
2:15 PM
2:30 PM
2:45 PM
3 axle single unit
3 axle tractor with 2 axle trailer
passenger car
pickup truck/van

Transportation Data Appendix

5. CSX Gate Study Truck Counts

B. November Study

Summary of CSX Gate Study

Time	Total Trucks June 2012	Total Trucks November 2012
9:15 AM - 9:30 AM	4	7
9:30 AM - 9:45 AM	10	6
9:45 AM - 10:00 AM	7	12
10:00 AM - 10:15 AM	4	7
10:15 AM - 10:30 AM	7	11
10:30 AM - 10:45 AM	6	9
10:45 AM - 11:00 AM	7	8
11:00 AM - 11:15 AM	4	7
11:15 AM - 11:30 AM	9	9
11:30 AM - 11:45 AM	7	10
11:45 AM - 12:00 PM	15	8
12:00 PM - 12:15 PM	9	7
12:15 PM - 12:30 PM	4	12
12:30 PM - 12:45 PM	14	10
12:45 PM - 1:00 PM	11	6
1:00 PM - 1:15 PM	8	8
1:15 PM - 1:30 PM	7	7
1:30 PM - 1:45 PM	5	8
1:45 PM - 2:00 PM	11	6
2:00 PM - 2:15 PM	5	8
2:15 PM - 2:30 PM	8	8
2:30 PM - 2:45 PM	12	10
2:45 PM - 3:00 PM	7	11
	181	**195**

Trailer Name	Total
Alliance Shippers	7
Barlon	1
Bay and Bay	3
CR England	1
CSX	61
FedEX	2
Intermodal	1
Marten	14
Pacer Stacktrain	25
Prime INC	1
Schneider	73
Swift	4
UMAX	59
Unknown	7
Unmarked	6
UPS	3
US Express	2
Werner Enterpises	3
White Arrow	2
WTP	1

	Left Turn In	Right Turn In	Left Turn Out	Right Turn Out	NB Through	SB Through	Grand Total
Trucks By Movement	153	30	21	150	8	8	370
Truck % by Movement	41.4%	8.1%	5.7%	40.5%	2.2%	2.2%	

	June		November	
FHWA Class	Amount	%	Amount	%
5 (2 Axle Single Unit)	0	0%	5	1%
6 (3 Axle Single Unit)	50	29%	6	2%
8 (2 Axle Tractor, 2 Axle Trailer)	0	0%	9	2%
9 (3 Axle Tractor, 2 Axle Trailer)	125	71%	348	94%
11 (5 Axle Multi-Trailer)	0	0%	2	1%
Total	175		370	

Cab Name	Total
ADS	7
Alves Fuel	2
Atlantic	8
Barlon	1
Coast to Coast	8
CR England	3
CSX	73
Diesel	2
Eric	1
Eric and Sons	4
Ero Trans	1
G Trucking	2
Garda	1
Greatwide	4
Manchester Motor Freight	40
Marten	16
MATCO Tools	2
Pacer Stacktrain	8
Penske	2
Responsive Trucking	45
RoadLink	5
Rogers	1
Round the Clock	1
Schneider	54
Severance	2
Sharpe	6
Simo	1
SJ Johnson	1
Smart Choice	2
Sun Transportation	6
Sweeney	2
Swift	4
UMAX	4
Unknown	7
Unmarked	27
UPS	14
White Arrow	2
Zacks	1

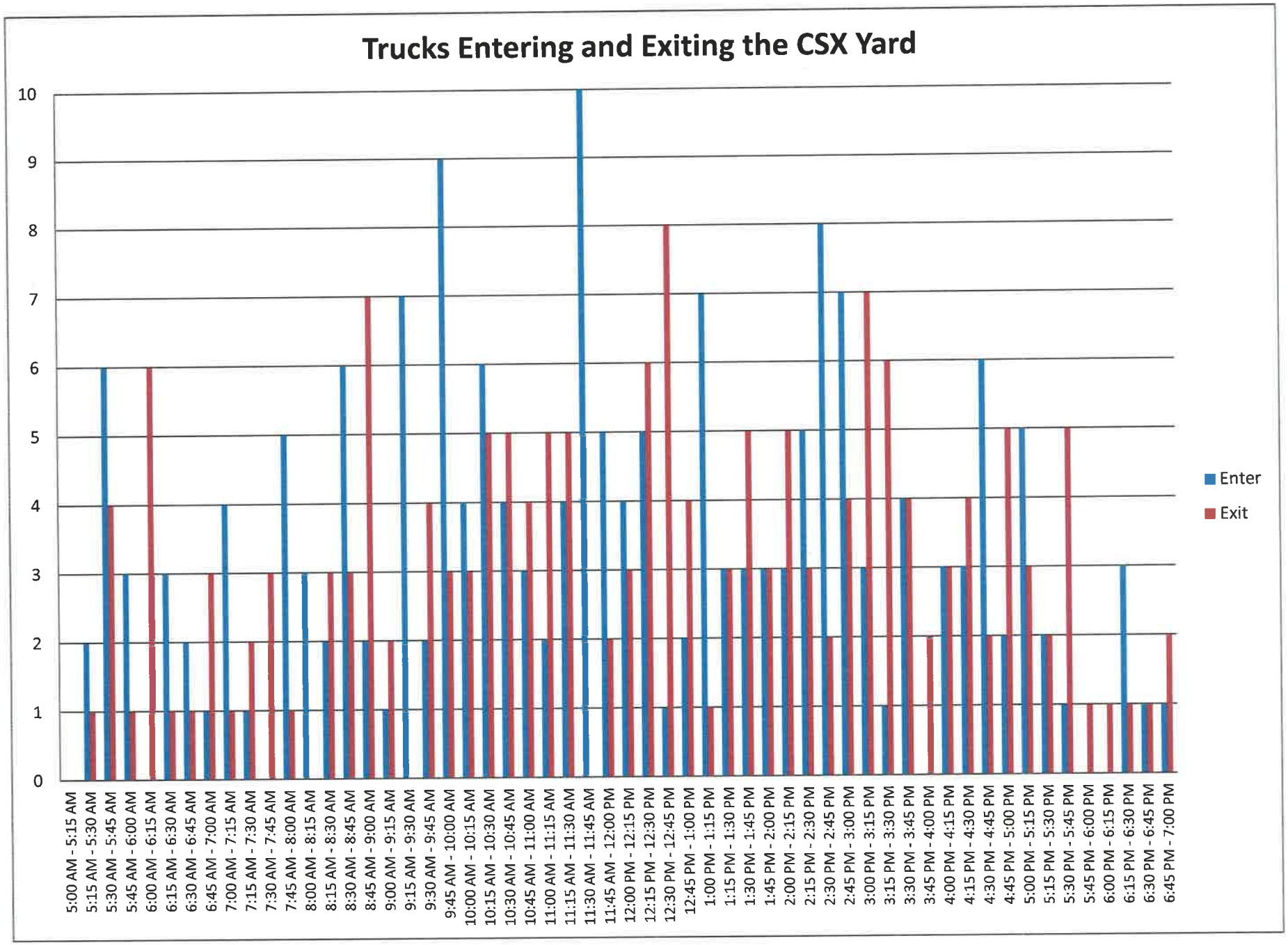
Trucks Entering and Exiting the CSX Yard
10
9
8
7
6
5
4
3
2
1
0
Enter
Exit
5:00 AM - 5:15 AM
5:15 AM - 5:30 AM
5:30 AM - 5:45 AM
5:45 AM - 6:00 AM
6:00 AM - 6:15 AM
6:15 AM - 6:30 AM
6:30 AM - 6:45 AM
6:45 AM - 7:00 AM
7:00 AM - 7:15 AM
7:15 AM - 7:30 AM
7:30 AM - 7:45 AM
7:45 AM - 8:00 AM
8:00 AM - 8:15 AM
8:15 AM - 8:30 AM
8:30 AM - 8:45 AM
8:45 AM - 9:00 AM
9:00 AM - 9:15 AM
9:15 AM - 9:30 AM
9:30 AM - 9:45 AM
9:45 AM - 10:00 AM
10:00 AM - 10:15 AM
10:15 AM - 10:30 AM
10:30 AM - 10:45 AM
10:45 AM - 11:00 AM
11:00 AM - 11:15 AM
11:15 AM - 11:30 AM
11:30 AM - 11:45 AM
11:45 AM - 12:00 PM
12:00 PM - 12:15 PM
12:15 PM - 12:30 PM
12:30 PM - 12:45 PM
12:45 PM - 1:00 PM
1:00 PM - 1:15 PM
1:15 PM - 1:30 PM
1:30 PM - 1:45 PM
1:45 PM - 2:00 PM
2:00 PM - 2:15 PM
2:15 PM - 2:30 PM
2:30 PM - 2:45 PM
2:45 PM - 3:00 PM
3:00 PM - 3:15 PM
3:15 PM - 3:30 PM
3:30 PM - 3:45 PM
3:45 PM - 4:00 PM
4:00 PM - 4:15 PM
4:15 PM - 4:30 PM
4:30 PM - 4:45 PM
4:45 PM - 5:00 PM
5:00 PM - 5:15 PM
5:15 PM - 5:30 PM
5:30 PM - 5:45 PM
5:45 PM - 6:00 PM
6:00 PM - 6:15 PM
6:15 PM - 6:30 PM
6:30 PM - 6:45 PM
6:45 PM - 7:00 PM

Time	FHWA Class	License Plate State	Company on Cab	Company on Truck	Left Turn In	Right Turn In	Left Turn Out	Right Turn Out	NB Through	SB Through	Notes
5:15 AM	9	MA	Unmarked			1					No trailer
5:17 AM	9	MA	UMAX	UMAX				1			
5:23 AM	8	ME	UPS	Unknown	1						
5:30 AM	8	ME	UPS	Unknown	1						
5:30 AM	8	ME	UPS	Unknown	1						
5:31 AM	9	MA	CSX	CSX				1			
5:33 AM	8		UPS					1			No Trailer
5:36 AM	9	MA	Unmarked			1					No Trailer
5:36 AM	9	MA	Unmarked			1					No Trailer
5:36 AM	9	MA	Unmarked			1					No Trailer
5:39 AM	9		Schneider			1					No Trailer
5:42 AM	8		UPS					1			No Trailer
5:42 AM	8		UPS					1			No Trailer
5:44 AM	9		SJ Johnson						1		No Trailer
5:48 AM	9	MA	Unmarked			1					No Trailer
5:50 AM	9	MA	Unmarked			1					No Trailer
5:54 AM	9	MA/MA	Eric and Sons	UMAX				1			
5:58 AM	9	MA	RoadLink		1						No Trailer
6:02 AM	9	MA	Manchester Motor Freight	UMAX				1			
6:06 AM	9	IL/MA	Schneider	Schneider				1			
6:06 AM	9	MA/ME	CSX	Pacer Stacktrain				1			
6:06 AM	9		G Trucking	CSX				1			
6:08 AM	9	MA	Manchester Motor Freight	CSX				1			
6:08 AM	9		Rogers	Pacer Stacktrain				1			
6:20 AM	9	CT	CSX			1					No Trailer
6:20 AM	9		CSX			1					No Trailer
6:24 AM	9	MA/NH	RoadLink	UMAX				1			
6:26 AM	9	IN	Marten	Marten	1						
6:37 AM	9	MA	Manchester Motor Freight		1						No Trailer
6:38 AM	9	CT	CSX	UMAX				1			
6:44 AM	6	MA	Alves Fuel			1					Fuel Truck
6:47 AM	9		Manchester Motor Freight			1					No Trailer
6:47 AM	9	IN	Marten	Marten				1			
6:54 AM	9	CT/NY	CSX	CSX				1			
6:55 AM	9		Manchester Motor Freight	UMAX			1				
7:04 AM	9	ME	Manchester Motor Freight	CSX				1			
7:09 AM	9	MA	Schneider			1					No Trailer
7:09 AM	9	MA	CSX			1					No Trailer
7:10 AM	9	MA	CSX			1					No Trailer
7:11 AM	6		CSX						1		Utility truck
7:11 AM	9	MA	Responsive Trucking		1						No Trailer

7:15 AM	9	MA	Manchester Motor Freight		1						No Trailer
7:26 AM	9	MA	Manchester Motor Freight						1		No Trailer
7:28 AM	9	IN	Schneider	Schneider				1			
7:29 AM	9	MA	Responsive Trucking	Pacer Stacktrain				1			
7:30 AM	9	MA/ME	CSX	UMAX				1			
7:38 AM	6	MA	Alves Fuel					1			Fuel Truck
7:38 AM	9	MA/ME	CSX	UMAX				1			
7:45 AM	9	MA	Manchester Motor Freight	CSX				1			
7:45 AM	9	IN	Marten	Marten		1					
7:52 AM	9	ME	Schneider	Schneider	1						
7:52 AM	9	ME	Schneider	Schneider	1						
7:55 AM	9	MA	Responsive Trucking		1						No Trailer
7:57 AM	9	MA	Responsive Trucking		1						No Trailer
8:07 AM	9	MA	CSX		1						No Trailer
8:12 AM	9	MA/MA	ADS	UMAX		1					
8:13 AM	9	MA	Responsive Trucking		1						No Trailer
8:17 AM	9	MA	CSX		1						No Trailer
8:20 AM	9	MA/ME	Responsive Trucking	UMAX				1			
8:22 AM	9	IN/ME	Schneider	Schneider				1			
8:22 AM	9	IN	Marten	Marten				1			
8:29 AM	9	MA	CSX		1						No Trailer
8:31 AM	9	CT	CSX		1						No Trailer
8:32 AM	9	IN	Schneider	Schneider	1						
8:35 AM	9	ME	ADS	UMAX				1			
8:35 AM	9	ME	Manchester Motor Freight	Pacer Stacktrain	1						
8:35 AM	9		Coast to Coast	Alliance Shippers	1						
8:37 AM	9	MA/TN	Responsive Trucking	Schneider				1			
8:37 AM	9	MA/TN	Responsive Trucking	CSX				1			
8:42 AM	9	MA	Manchester Motor Freight			1					No Trailer
8:43 AM	9	MA	CSX			1					No Trailer
8:46 AM	8	MA/TN	CSX	CSX				1			
8:49 AM	9	MA/TN	Schneider	Schneider	1						
8:53 AM	9		CR England		1						No Trailer
8:53 AM	9	CT	CSX	FedEX				1			
8:53 AM	9	MA/ME	CSX	UMAX				1			
8:54 AM	9	MA	CSX	CSX				1			
8:55 AM	9	MA/MN	Manchester Motor Freight	Bay and Bay				1			
8:56 AM	9	MA/TN	CSX	CSX				1			
8:58 AM	9		Coast to Coast	Alliance Shippers				1			
9:01 AM	9	MA/OR	Sun Transportation	White Arrow	1						
9:05 AM	9	MA/ME	CSX	UMAX				1			
9:14 AM	9	IN	CR England	CR England				1			
9:18 AM	9	IN/ME	Schneider	Schneider	1						
9:22 AM	9	MA	Responsive Trucking		1						No Trailer

9:25 AM	9	CT	Sharpe			1					No Trailer
9:25 AM	9	MA	Responsive Trucking	WTP	1						
9:27 AM	9	CT	Smart Choice		1						No Trailer
9:27 AM	9	IN/ME	Schneider	Schneider	1						
9:27 AM	9	MA/ME	Manchester Motor Freight	Pacer Stacktrain	1						
9:32 AM	9	MA/ME	Sun Transportation	Schneider				1			
9:34 AM	9	IN	Marten	Marten	1						
9:37 AM	9	CT/ME	Sharpe	Pacer Stacktrain				1			
9:40 AM	9	CT	Manchester Motor Freight		1						No Trailer
9:44 AM	9	IN/IN	Schneider	Schneider				1			
9:44 AM	9	CT/IN	Smart Choice	Marten				1			
9:46 AM	9	ME	Responsive Trucking	UMAX	1						
9:46 AM	9	MA	Responsive Trucking		1						No Trailer
9:50 AM	9	IN/ME	Schneider	Schneider				1			
9:51 AM	9	MA	Eric and Sons	UMAX	1						
9:51 AM	9	-	CSX	UMAX	1						
9:52 AM	9	MA	CSX	Pacer Stacktrain	1						
9:53 AM	9	MA	Manchester Motor Freight	UMAX				1			
9:53 AM	9	MA	Manchester Motor Freight	US Express	1						
9:57 AM	9	CT/TN	Manchester Motor Freight	CSX	1						
9:57 AM	9	CT	CSX	UMAX	1						
9:57 AM	9	TN	CSX	CSX	1						
9:59 AM	9	MA/ME	Responsive Trucking	CSX				1			
10:01 AM	9	MA	Manchester Motor Freight					1			No Trailer
10:06 AM	9	MA/TN	Schneider	Schneider	1						
10:06 AM	9	IN/ME	Schneider	Schneider	1						
10:08 AM	9	CT	Coast to Coast		1						No Trailer
10:11 AM	9	IN	Marten	Marten		1					
10:13 AM	9	MA/ME	CSX	CSX				1			
10:13 AM	9	MA	Responsive Trucking	Werner Enterpises				1			
10:16 AM	9	IN/TN	Schneider	Schneider	1						
10:16 AM	9	IN/ME	Schneider	Schneider				1			
10:16 AM	9	MA	CSX				1				No Trailer
10:20 AM	9	MA/ME	ADS	CSX	1						
10:20 AM	9	MA/ME	Manchester Motor Freight	CSX	1						
10:22 AM	5	MA	UPS		1						Delivery Truck
10:23 AM	9	MA	Sweeney		1						No Trailer
10:23 AM	9	MA/ME	Responsive Trucking	UMAX				1			
10:25 AM	9	MA/ME	Responsive Trucking	UMAX				1			
10:26 AM	5	MA	UPS				1				Delivery Truck
10:28 AM	9	TN	Pacer Stacktrain	Pacer Stacktrain	1						
10:31 AM	9	CT/ME	CSX	UMAX				1			
10:32 AM	9	IN/ME	CSX	UMAX				1			
10:33 AM	9	MA	Manchester Motor Freight	Werner Enterpises	1						

10:34 AM	9	MA/TN	Eric and Sons	Pacer Stacktrain				1			
10:39 AM	8		UPS		1						No Trailer
10:40 AM	9	MA	Manchester Motor Freight					1			No Trailer
10:40 AM	9		Atlantic		1						No Trailer
10:41 AM	9	TN	ADS	Pacer Stacktrain			1				
10:44 AM	9	MA/ME	CSX	CSX	1						
10:45 AM	9	MA/ME	Sweeney	UMAX				1			
10:45 AM	5		MATCO Tools			1					Service Truck
10:46 AM	9	MA/TN	CSX	CSX	1						
10:48 AM	9	CT	Coast to Coast	Alliance Shippers				1			
10:52 AM	8	CT	Penske		1						No Trailer
10:53 AM	5		MATCO Tools				1				Service Truck
10:54 AM	9	MA	Zacks							1	No Trailer
10:56 AM	9	MA	Pacer Stacktrain	Pacer Stacktrain			1				
11:02 AM	9	NH	Atlantic				1				No Trailer
11:03 AM	9	NH	Atlantic	Schneider				1			
11:04 AM	9	MA	CSX	CSX				1			
11:04 AM	9	MA	Manchester Motor Freight				1				No Trailer
11:05 AM	9	CT	Sharpe	Pacer Stacktrain	1						
11:07 AM	9	CT	Penske	UPS			1				
11:14 AM	9	MA	Schneider	Schneider	1						
11:15 AM	9	MA	CSX	CSX	1						
11:15 AM	9	CT	Sharpe					1			No Trailer
11:19 AM	9	IN	UPS					1			No Trailer
11:20 AM	9	IN	Schneider	Schneider				1			
11:22 AM	9	MA	CSX		1						No Trailer
11:23 AM	9	MA	Manchester Motor Freight	UMAX				1			
11:23 AM	9	IN	Marten					1			No Trailer
11:24 AM	9	MA	Manchester Motor Freight	UMAX	1						
11:27 AM	9	MA	Schneider	Schneider	1						
11:30 AM	9	MA	Manchester Motor Freight	CSX	1						
11:37 AM	9	MA	Manchester Motor Freight		1						No Trailer
11:38 AM	9	MA	Manchester Motor Freight	CSX	1						
11:38 AM	9	MA	Pacer Stacktrain	Pacer Stacktrain	1						
11:39 AM	9	MA	UPS		1						No Trailer
11:39 AM	9	MA	CSX	CSX	1						
11:39 AM	9	MA	CSX	CSX	1						
11:42 AM	9	IN	Schneider	Schneider	1						
11:43 AM	9	MA	Responsive Trucking	CSX	1						
11:44 AM	9	MA	Responsive Trucking	UMAX	1						
11:45 AM	9	MA	G Trucking	CSX		1					
11:48 AM	9	CT	CSX	FedEX	1						
11:48 AM	9	MA	CSX	CSX				1			
11:52 AM	9	MA	Manchester Motor Freight	Pacer Stacktrain						1	

11:54 AM	9	CT	Coast to Coast	Alliance shippers	1						No Trailer
11:55 AM	9	MA		Pacer Stacktrain		1					
11:55 AM	9	IN	UPS					1			No Trailer
11:58 AM	9	CT	Manchester Motor Freight	CSX	1						
12:00 PM	9	IN	Swift	Swift	1						
12:00 PM	9	MA	Pacer Stacktrain	CSX			1				
12:04 PM	9	IN	Marten	Marten	1						
12:04 PM	9	MA	Manchester Motor Freight	CSX	1						
12:10 PM	9	IN	Schneider	Schneider				1			
12:14 PM	9	MA	RoadLink	UMAX	1						
12:14 PM	9	MA	CSX	CSX				1			
12:15 PM	9	CT	Sharpe		1						No Trailer
12:15 PM	9	MA	Responsive Trucking	UMAX	1						
12:17 PM	9	MA	Pacer Stacktrain							1	No Trailer
12:20 PM	9	MA	Manchester Motor Freight	UMAX	1						
12:20 PM	9	CT	Coast to Coast	Alliance Shippers				1			
12:20 PM	9	MA	CSX	CSX				1			
12:24 PM	9	MA	ADS	UMAX	1						
12:24 PM	9	MA	Sun Transportation	Schneider				1			
12:26 PM	9	MA	RoadLink					1			No Trailer
12:26 PM	9	MA		Pacer Stacktrain			1				
12:29 PM	9	IN	Schneider	Schneider	1						
12:29 PM	9	MA	CSX	CSX				1			
12:30 PM	9	IN	Marten	Marten				1			
12:32 PM	9	CT	Sharpe	UMAX				1			
12:35 PM	9	CT	Manchester Motor Freight	UMAX				1			
12:35 PM	9	IN	Swift	Swift				1			
12:36 PM	9	MA	Responsive Trucking	CSX					1		
12:38 PM	9	MA	Responsive Trucking					1			No Trailer
12:40 PM	9	MA	Responsive Trucking	CSX		1					
12:40 PM	9	MA	CSX	UMAX				1			
12:41 PM	9	MA	ADS	Pacer Stacktrain				1			
12:44 PM	9	MA	Sun Transportation	Schneider				1			
12:46 PM	9	MA	Responsive Trucking	Schneider				1			
12:48 PM	9	IN	Schneider	Schneider				1			
12:49 PM	9	MA	CSX	CSX	1						
12:50 PM	9	MA	Manchester Motor Freight	CSX				1			
12:50 PM	9	MA	Severance	UMAX	1						
12:56 PM	9	MA	Responsive Trucking	Schneider				1			
1:02 AM	9	IN	Schneider	Schneider	1						
1:02 AM	9	MA	Responsive Trucking	Schneider	1						
1:04 AM	9	IN	Schneider	Schneider	1						
1:06 AM	9	IN	Schneider		1						No Trailer
1:08 AM	9	MA	Manchester Motor Freight	CSX	1						

1:08 AM	9	MA	CSX	Pacer Stacktrain	1						
1:10 AM	9	MA	Responsive Trucking	Schneider				1			
1:13 AM	9	MA	Pacer Stacktrain	UMAX		1					
1:15 AM	9	IN	Schneider	Schneider				1			
1:18 AM	9	MA	Severance	UMAX				1			
1:23 AM	9	MA	Schneider	Schneider	1						
1:25 AM	9	IN	Schneider	Schneider		1					
1:26 AM	9	IN	Schneider	Schneider				1			
1:26 AM	9	MA	Responsive Trucking	Werner Enterpises	1						
1:31 AM	9	MA	CSX					1			No Trailer
1:34 AM	9	MA	Marten	Marten	1						
1:34 AM	9	MA	Pacer Stacktrain	UMAX			1				
1:35 AM	9	MA	Manchester Motor Freight	Bay and Bay					1		
1:35 AM	9	MA	CSX	CSX	1						
1:38 AM	9	IN	Schneider	Schneider				1			
1:39 AM	9	CT	Round the Clock	Schneider	1						
1:40 AM	9	IN	Schneider	Schneider				1			
1:42 AM	9	IN	Schneider					1			No Trailer
1:50 AM	9	IN	Schneider	Schneider	1						
1:52 AM	9	IN	CSX	UMAX	1						
1:52 AM	9	IN	Swift	Swift				1			
1:54 AM	9	IN	Marten	Marten				1			
1:58 PM	9	MA	Schneider	Schneider				1			
1:59 PM	9		CR England		1						No Trailer
2:00 PM	9	WI	White Arrow	White Arrow	1						
2:01 PM	9	MA	CSX	UMAX				1			
2:02 PM	9	IN	Swift	Swift				1			
2:08 PM	9	MA	Unmarked	UMAX	1						
2:09 PM	9	MA	Responsive Trucking	CSX				1			
2:09 PM	9	MA	White Arrow	Unmarked				1			
2:10 PM	9	MA	Unmarked	Schneider	1						
2:12 PM	9	CT	RoadLink	Unmarked				1			
2:18 PM	9	MA	Responsive Trucking	Pacer Stacktrain				1			
2:20 PM	9	WI	Unmarked	Bay and Bay		1					
2:22 PM	9	MA	Unmarked	Pacer Stacktrain		1					
2:22 PM	9	MA	Sun Transportation	Schneider	1						
2:24 PM	9	MA/ME	ADS	CSX				1			
2:25 PM	9	MA/OR	Greatwide	Schneider	1						
2:26 PM	9	IN/	Unmarked	Intermodal				1			
2:28 PM	9	MA/TN	Unmarked	CSX	1						
2:30 PM	9	MA/ME	Responsive Trucking	Unmarked	1						
2:32 PM	9	TN/OR	Schneider	Schneider	1						
2:37 PM	9	MA/ME	Responsive Trucking	CSX	1						
2:38 PM	9	IN/ME	Schneider	Schneider	1						

2:39 PM	9	RI/ME	CSX	CSX	1						
2:40 PM	9	IN/ME	Schneider	Schneider				1			
2:41 PM	9	MA	Unmarked	Umax		1					
2:42 PM	9	MA/ME	Unmarked	Unmarked				1			
2:44 PM	9	MA/ME	CSX	UMAX	1						
2:44 PM	9	IN/ME	Schneider	Schneider	1						
2:45 PM	9	MA/ME	Atlantic	CSX	1						
2:46 PM	9	MA	Unmarked				1				No Trailer
2:49 PM	9	IN/IN	Marten	Marten	1						
2:51 PM	9	MA/ME	Simo	UMAX	1						
2:54 PM	9	MA/ME	Responsive Trucking	Schneider	1						
2:56 PM	9	MA	Eric	Pacer Stacktrain		1					
2:56 PM	9	MA/ME	Ero Trans	Schneider				1			
2:57 PM	9	MA	Pacer Stacktrain				1				No Trailer
2:58 PM	9	MA/ME	Greatwide	Schneider				1			
2:58 PM	9	MA/ME	Responsive Trucking	Schneider	1						
2:59 PM	9	IN/TN	Schneider	Schneider	1						
3:00 PM	9	MA/ME	Responsive Trucking	Schneider	1						
3:03 PM	9	MA/ME	Responsive Trucking	Schneider				1			
3:03 PM	9	MA	Atlantic					1			No Trailer
3:09 PM	9	MA	CSX	Pacer Stacktrain				1			
3:09 PM	9	MA	Atlantic						1		No Trailer
3:10 PM	9	MA/TN	CSX	CSX	1						
3:11 PM	9	IN/IN	Marten	Marten				1			
3:12 PM	9	IN/TN	Schneider	Schneider				1			
3:13 PM	9	MA	Eric and Sons				1				No Trailer
3:13 PM	9	MA	CSX				1				No Trailer
3:14 PM	9	IN/ME	Schneider	Schneider	1						
3:17 PM	9	IN/ME	Schneider	Schneider				1			
3:20 PM	9	IN/ME	Schneider	Schneider				1			
3:21 PM	9	MA/ME	CSX	CSX				1			
3:22 PM	9	MA/ME	Sun Transportation	Schneider				1			
3:24 PM	9	MA/IN	Unmarked	UMAX				1			
3:25 PM	9	MA/TN	CSX	CSX				1			
3:27 PM	9	MA/MA	Unmarked	US Express	1						
3:30 PM	9	MA/ME	Atlantic	UMAX				1			
3:33 PM	9	MA/TN	UMAX	UMAX	1						
3:34 PM	9	CT/	Coast to Coast	Alliance Shippers	1						
3:35 PM	9	RI/ME	CSX	CSX				1			
3:35 PM	9	IN	Schneider	Unmarked				1			
3:36 PM	9	MA/ME	Unmarked	UMAX	1						
3:41 PM	9	MA	Manchester Motor Freight					1			No Trailer
3:44 PM	9	MA/TN	CSX	CSX	1						
3:48 PM	9	MA	Manchester Motor Freight					1			No Trailer

3:51 PM	9		Barlon	Barlon				1			
4:00 PM	9	MA	Unmarked	Pacer Stacktrain				1			
4:04 PM	9	CT/	Coast to Coast	Alliance Shippers				1			
4:05 PM	9	IN/IN	Schneider	Schneider	1						
4:09 PM	9	/ME	UMAX	UMAX						1	
4:10 PM	9	MA/ME	UMAX	UMAX				1			
4:11 PM	9	/ME	Responsive Trucking	UMAX	1						
4:11 PM	9	IN/TN	Schneider	Schneider	1						
4:16 PM	9	/ME	Responsive Trucking	UMAX	1						
4:17 PM	9	MA/ME	Responsive Trucking	Schneider				1			
4:19 PM	9	WI	Greatwide		1						No Trailer
4:20 PM	9	MA/ME	CSX	CSX				1			
4:20 PM	9	MA/ME	Responsive Trucking	UMAX				1			
4:23 PM	5	MA	Garda							1	
4:23 PM	9	MA/TN	CSX	CSX	1						
4:27 PM	9	MA	Responsive Trucking					1			No Trailer
4:30 PM	9	/TN	Responsive Trucking	Schneider	1						
4:32 PM	9	MA/ME	Unmarked	Schneider	1						
4:35 PM	9	IN/IN	Marten	Marten	1						
4:36 PM	9	IN/ME	Schneider	Schneider				1			
4:38 PM	9	MA	Responsive Trucking					1			No Trailer
4:39 PM	9	MA/ME	CSX	CSX	1						
4:40 PM	9	CT/ME	Manchester Motor Freight	UMAX	1						
4:44 PM	9	MA/ME	CSX	CSX	1						
4:46 PM	9	MA/OR	Responsive Trucking	Prime INC				1			
4:49 PM	9	MA/ME	CSX					1			No Trailer
4:49 PM	9	IN	Marten					1			No Trailer
4:53 PM	6	MA	CSX				1				
4:54 PM	11		UPS	UPS	1						
4:54 PM	6		Diesel							1	Heating oil truck
4:58 PM	9		Unmarked	Schneider				1			
4:59 PM	9		Unmarked	CSX	1						
5:00 PM	9		Schneider	Schneider	1						By 5pm it was dark
5:00 PM	9		Greatwide	Schneider				1			
5:00 PM	9	/ME	Atlantic	CSX	1						
5:03 PM	9	/ME	Schneider	Schneider	1						
5:04 PM	9	/ME	CSX	CSX	1						
5:05 PM	9		Unmarked	Unmarked					1		
5:08 PM	9		CSX				1				No Trailer
5:11 PM	9		Responsive Trucking	Unknown	1						
5:12 PM	11		UPS	UPS				1			
5:17 PM	6	MA	Diesel							1	Heating oil truck
5:22 PM	9		Unmarked	UMAX				1			
5:22 PM	9	/ME	Unknown	UMAX	1						

5:25 PM	9		Unmarked				1				No Trailer
5:26 PM	9	/ME	Manchester Motor Freight	UMAX	1						
5:30 PM	9	/ME	Unmarked	CSX	1						
5:31 PM	9	/ME	Schneider	Schneider				1			
5:35 PM	9		Unknown					1			No Trailer
5:37 PM	9		Unknown					1			No Trailer
5:38 PM	9		Schneider	Schneider				1			
5:41 PM	9		CSX	Unknown				1			
5:54 PM	9		Unknown	Unknown			1				
6:04 PM	9		Schneider				1				No Trailer
6:24 PM	9		CSX	CSX				1			
6:24 PM	9		Unknown	Unknown	1						
6:27 PM	9		CSX	UMAX	1						
6:28 PM	9		Unknown	Pacer Stacktrain	1						
6:36 PM	9	/ME	CSX	CSX	1						
6:39 PM	9		CSX							1	No Trailer
6:42 PM	9		Responsive Trucking					1			No Trailer
6:44 PM	9		CSX						1		No Trailer
6:46 PM	9		Unknown	Pacer Stacktrain				1			
6:50 PM	9	ME	Unmarked	UMAX	1						
6:55 PM	9		CSX	CSX				1			

Transportation Data Appendix

6. Traffic Signal Timing, LOS and Delays

Lane Group	WBL	WBR	SBL	SBT	SWL	SWR
Lane Configurations						
Volume (vph)	39	165	364	96	516	283
Turn Type	custom	Perm	custom	NA	Perm	Perm
Protected Phases	3					
Permitted Phases	4!	3 4	4!	4	1	1
Detector Phase	3	3 4	4	4	1	1
Switch Phase						
Minimum Initial (s)	8.0		10.0	10.0	12.0	12.0
Minimum Split (s)	13.0		18.0	18.0	18.0	18.0
Total Split (s)	16.0		24.0	24.0	44.0	44.0
Total Split (%)	19.0%		28.6%	28.6%	52.4%	52.4%
Yellow Time (s)	3.0		3.0	3.0	4.0	4.0
All-Red Time (s)	2.0		2.0	2.0	2.0	2.0
Lost Time Adjust (s)	0.0		0.0	0.0	0.0	0.0
Total Lost Time (s)	5.0		5.0	5.0	6.0	6.0
Lead/Lag	Lead		Lag	Lag		
Lead-Lag Optimize?	Yes		Yes	Yes		
Recall Mode	Min		None	None	Min	Min
Act Effct Green (s)	38.3	38.3	16.1	16.1	22.5	22.5
Actuated g/C Ratio	0.53	0.53	0.22	0.22	0.31	0.31
v/c Ratio	0.06	0.25	0.69	0.34	0.70	0.48
Control Delay	9.8	11.3	36.1	30.9	27.2	5.1
Queue Delay	0.0	1.2	0.0	0.0	0.0	0.0
Total Delay	9.8	12.5	36.1	30.9	27.2	5.1
LOS	A	B	D	C	C	A
Approach Delay	11.9			34.8	20.1	
Approach LOS	B			C	C	

Intersection Summary

Cycle Length: 84
Actuated Cycle Length: 72.6
Natural Cycle: 50
Control Type: Actuated-Uncoordinated
Maximum v/c Ratio: 0.70
Intersection Signal Delay: 23.2 Intersection LOS: C
Intersection Capacity Utilization 49.8% ICU Level of Service A
Analysis Period (min) 15
Description: Park Street at Elm Street
! Phase conflict between lane groups.

Splits and Phases: 5216: Park St/Elm Street & Union Street & Park Street



Lane Group	WBL	WBR	SBL	SBT	SWL	SWR
Lane Configurations						
Volume (vph)	107	307	375	120	717	492
Turn Type	custom	Perm	custom	NA	Perm	Perm
Protected Phases	3					
Permitted Phases	4!	3 4	4!	4	1	1
Detector Phase	3	3 4	4	4	1	1
Switch Phase						
Minimum Initial (s)	8.0		10.0	10.0	12.0	12.0
Minimum Split (s)	13.0		18.0	18.0	18.0	18.0
Total Split (s)	16.0		24.0	24.0	44.0	44.0
Total Split (%)	19.0%		28.6%	28.6%	52.4%	52.4%
Yellow Time (s)	3.0		3.0	3.0	4.0	4.0
All-Red Time (s)	2.0		2.0	2.0	2.0	2.0
Lost Time Adjust (s)	0.0		0.0	0.0	0.0	0.0
Total Lost Time (s)	5.0		5.0	5.0	6.0	6.0
Lead/Lag	Lead		Lag	Lag		
Lead-Lag Optimize?	Yes		Yes	Yes		
Recall Mode	Min		None	None	Min	Min
Act Effct Green (s)	40.1	40.1	16.9	16.9	30.6	30.6
Actuated g/C Ratio	0.49	0.49	0.21	0.21	0.37	0.37
v/c Ratio	0.18	0.47	0.77	0.41	0.77	0.74
Control Delay	13.4	17.3	44.1	35.7	28.4	15.3
Queue Delay	0.0	7.5	0.0	0.0	0.0	0.0
Total Delay	13.4	24.8	44.1	35.7	28.4	15.3
LOS	B	C	D	D	C	B
Approach Delay	21.4			41.8	23.4	
Approach LOS	C			D	C	

Intersection Summary

Cycle Length: 84
Actuated Cycle Length: 82.2
Natural Cycle: 60
Control Type: Actuated-Uncoordinated
Maximum v/c Ratio: 0.77
Intersection Signal Delay: 27.0 Intersection LOS: C
Intersection Capacity Utilization 58.6% ICU Level of Service B
Analysis Period (min) 15
Description: Park Street at Elm Street
! Phase conflict between lane groups.

Splits and Phases: 5216: Union Street & Elm Street & Park Street



Lane Group	EBL	EBR	NBL	NBR	NET	SWL	SWR
Lane Configurations							
Volume (vph)	590	248	156	359	2	333	179
Turn Type	Prot	Perm	Prot	Perm	NA	Prot	pm+ov
Protected Phases	2		10		12	3	2
Permitted Phases		2		10			3
Detector Phase	2	2	10	10	12	3	2
Switch Phase							
Minimum Initial (s)	10.0	10.0	6.5	6.5	6.5	5.0	10.0
Minimum Split (s)	19.0	19.0	10.5	10.5	11.5	9.0	19.0
Total Split (s)	69.0	69.0	44.0	44.0	17.0	44.0	69.0
Total Split (%)	39.7%	39.7%	25.3%	25.3%	9.8%	25.3%	39.7%
Yellow Time (s)	3.0	3.0	3.0	3.0	4.0	3.0	3.0
All-Red Time (s)	1.0	1.0	1.0	1.0	1.0	1.0	1.0
Lost Time Adjust (s)	0.0	0.0	0.0	0.0	0.0	0.0	0.0
Total Lost Time (s)	4.0	4.0	4.0	4.0	5.0	4.0	4.0
Lead/Lag							
Lead-Lag Optimize?							
Recall Mode	Min	Min	Min	Min	None	Min	Min
Act Effct Green (s)	33.3	33.3	17.4	17.4	7.0	41.4	78.9
Actuated g/C Ratio	0.31	0.31	0.16	0.16	0.06	0.38	0.73
v/c Ratio	0.67	0.76	0.63	0.68	0.10	0.63	0.20
Control Delay	36.9	46.6	56.1	11.2	50.6	38.2	1.4
Queue Delay	0.0	0.0	0.0	0.0	0.0	0.0	0.0
Total Delay	36.9	46.6	56.1	11.2	50.6	38.2	1.4
LOS	D	D	E	B	D	D	A
Approach Delay	40.2		24.9		50.6		
Approach LOS	D		C		D		

Intersection Summary

Cycle Length: 174
Actuated Cycle Length: 108.6
Natural Cycle: 80
Control Type: Actuated-Uncoordinated
Maximum v/c Ratio: 0.76
Intersection Signal Delay: 31.9 Intersection LOS: C
Intersection Capacity Utilization 60.6% ICU Level of Service B
Analysis Period (min) 15
Description: Park Street at South Boulevard

Splits and Phases: 5215: River Street & South Boulevard & Park Street



Lane Group	EBL	EBR	NBL	NBR	NET	SWL	SWR
Lane Configurations							
Volume (vph)	465	223	316	350	10	437	534
Turn Type	Prot	Perm	Prot	Perm	NA	Prot	pm+ov
Protected Phases	2		10		12	3	2
Permitted Phases		2		10			3
Detector Phase	2	2	10	10	12	3	2
Switch Phase							
Minimum Initial (s)	10.0	10.0	6.5	6.5	6.5	5.0	10.0
Minimum Split (s)	19.0	19.0	10.5	10.5	11.5	9.0	19.0
Total Split (s)	69.0	69.0	44.0	44.0	17.0	44.0	69.0
Total Split (%)	39.7%	39.7%	25.3%	25.3%	9.8%	25.3%	39.7%
Yellow Time (s)	3.0	3.0	3.0	3.0	4.0	3.0	3.0
All-Red Time (s)	1.0	1.0	1.0	1.0	1.0	1.0	1.0
Lost Time Adjust (s)	0.0	0.0	0.0	0.0	0.0	0.0	0.0
Total Lost Time (s)	4.0	4.0	4.0	4.0	5.0	4.0	4.0
Lead/Lag							
Lead-Lag Optimize?							
Recall Mode	Min	Min	Min	Min	None	Min	Min
Act Effct Green (s)	28.6	28.6	32.5	32.5	7.5	41.4	74.2
Actuated g/C Ratio	0.23	0.23	0.27	0.27	0.06	0.34	0.61
v/c Ratio	0.67	0.69	0.78	0.57	0.21	0.84	0.54
Control Delay	48.0	55.1	56.2	12.8	59.2	55.3	8.6
Queue Delay	0.0	0.0	0.0	0.0	0.0	0.0	0.0
Total Delay	48.0	55.1	56.2	12.8	59.2	55.3	8.6
LOS	D	E	E	B	E	E	A
Approach Delay	50.2		34.5		59.2		
Approach LOS	D		C		E		

Intersection Summary

Cycle Length: 174
Actuated Cycle Length: 121.9
Natural Cycle: 90
Control Type: Actuated-Uncoordinated
Maximum v/c Ratio: 0.84
Intersection Signal Delay: 37.6 Intersection LOS: D
Intersection Capacity Utilization 71.6% ICU Level of Service C
Analysis Period (min) 15
Description: Park Street at South Boulevard

Splits and Phases: 5215: River Street & South Boulevard & Park Street

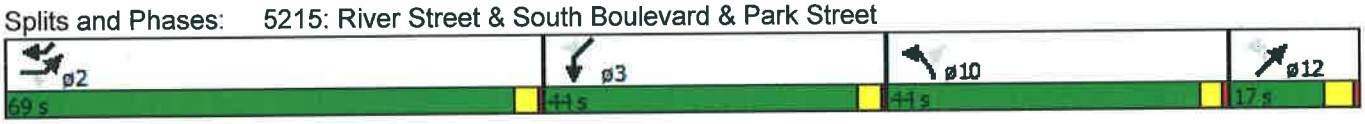

Lane Group	SEL	SET	SER	NWL	NWT	NEL	NER	SWL	SWT
Lane Configurations									
Volume (vph)	57	25	43	28	16	57	876	78	481
Turn Type	Perm	NA	Perm	Perm	NA	pm+pt	Perm	pm+pt	NA
Protected Phases		4			8	5		1	6
Permitted Phases	4		4	8		2	2	6	
Detector Phase	4	4	4	8	8	5	2	1	6
Switch Phase									
Minimum Initial (s)	15.0	15.0	15.0	15.0	15.0	6.0	15.0	6.0	15.0
Minimum Split (s)	20.0	20.0	20.0	20.0	20.0	11.0	20.0	11.0	20.0
Total Split (s)	30.0	30.0	30.0	30.0	30.0	16.0	65.0	16.0	65.0
Total Split (%)	27.0%	27.0%	27.0%	27.0%	27.0%	14.4%	58.6%	14.4%	58.6%
Yellow Time (s)	3.0	3.0	3.0	3.0	3.0	3.0	3.0	3.0	3.0
All-Red Time (s)	2.0	2.0	2.0	2.0	2.0	2.0	2.0	2.0	2.0
Lost Time Adjust (s)		0.0	0.0		0.0	0.0	0.0	0.0	0.0
Total Lost Time (s)		5.0	5.0		5.0	5.0	5.0	5.0	5.0
Lead/Lag						Lead	Lag	Lead	Lag
Lead-Lag Optimize?						Yes	Yes	Yes	Yes
Recall Mode	None	None	None	None	None	None	None	None	None
Act Effct Green (s)		18.1	18.1		18.1	40.3	37.6	43.1	37.8
Actuated g/C Ratio		0.28	0.28		0.28	0.62	0.58	0.67	0.59
v/c Ratio		0.25	0.16		0.27	0.12	0.65	0.09	0.34
Control Delay		28.4	27.1		29.1	5.3	16.6	5.1	11.6
Queue Delay		0.0	0.0		0.0	0.0	0.0	0.0	0.0
Total Delay		28.4	27.1		29.1	5.3	16.6	5.1	11.6
LOS		C	C		C	A	B	A	B
Approach Delay		27.9			29.1				10.7
Approach LOS		C			C				B

Intersection Summary

Cycle Length: 111
Actuated Cycle Length: 64.5
Natural Cycle: 60
Control Type: Actuated-Uncoordinated
Maximum v/c Ratio: 0.65
Intersection Signal Delay: 15.7 — Intersection LOS: B
Intersection Capacity Utilization 61.7% — ICU Level of Service B
Analysis Period (min) 15
Description: Park Street at Western Avenue

Splits and Phases: 5209: Park Street/Park St & Western Ave/Van Deene & Park ave



Lane Group	SEL	SET	SER	NWL	NWT	NEL	NER	SWL	SWT
Lane Configurations									
Volume (vph)	99	22	109	95	43	69	741	50	833
Turn Type	Perm	NA	Perm	Perm	NA	pm+pt	Perm	pm+pt	NA
Protected Phases		4			8	5		1	6
Permitted Phases	4		4	8		2	2	6	
Detector Phase	4	4	4	8	8	5	2	1	6
Switch Phase									
Minimum Initial (s)	15.0	15.0	15.0	15.0	15.0	6.0	15.0	6.0	15.0
Minimum Split (s)	20.0	20.0	20.0	20.0	20.0	11.0	20.0	11.0	20.0
Total Split (s)	30.0	30.0	30.0	30.0	30.0	16.0	65.0	16.0	65.0
Total Split (%)	27.0%	27.0%	27.0%	27.0%	27.0%	14.4%	58.6%	14.4%	58.6%
Yellow Time (s)	3.0	3.0	3.0	3.0	3.0	3.0	3.0	3.0	3.0
All-Red Time (s)	2.0	2.0	2.0	2.0	2.0	2.0	2.0	2.0	2.0
Lost Time Adjust (s)		0.0	0.0		0.0	0.0	0.0	0.0	0.0
Total Lost Time (s)		5.0	5.0		5.0	5.0	5.0	5.0	5.0
Lead/Lag						Lead	Lag	Lead	Lag
Lead-Lag Optimize?						Yes	Yes	Yes	Yes
Recall Mode	None	None	None	None	None	None	None	None	None
Act Effct Green (s)		25.9	25.9		25.9	37.7	31.7	36.1	30.9
Actuated g/C Ratio		0.34	0.34		0.34	0.49	0.41	0.47	0.40
v/c Ratio		0.33	0.30		0.67	0.32	0.83	0.08	0.69
Control Delay		26.9	25.3		36.5	10.7	27.7	8.0	22.1
Queue Delay		0.0	0.0		0.0	0.0	0.0	0.0	0.0
Total Delay		26.9	25.3		36.5	10.7	27.7	8.0	22.1
LOS		C	C		D	B	C	A	C
Approach Delay		26.0			36.5				21.2
Approach LOS		C			D				C

Intersection Summary

Cycle Length: 111
Actuated Cycle Length: 76.9
Natural Cycle: 60
Control Type: Actuated-Uncoordinated
Maximum v/c Ratio: 0.83
Intersection Signal Delay: 25.3 Intersection LOS: C
Intersection Capacity Utilization 62.5% ICU Level of Service B
Analysis Period (min) 15
Description: Park Street at Western Avenue

Splits and Phases: 5209: Park Street & Western Ave/Van Deene & Park ave



Lane Group	EBL	EBR	NWL	NWR	NET
Lane Configurations					
Volume (vph)	282	247	162	79	683
Turn Type	D.P+P	pt+ov	Prot	Perm	NA
Protected Phases	3	3 4	4		1
Permitted Phases	4			4	
Detector Phase	3	3 4	4	4	1
Switch Phase					
Minimum Initial (s)	8.0		10.0	10.0	12.0
Minimum Split (s)	13.0		15.0	15.0	18.1
Total Split (s)	25.0		23.0	23.0	36.0
Total Split (%)	29.8%		27.4%	27.4%	42.9%
Yellow Time (s)	3.0		3.0	3.0	4.0
All-Red Time (s)	2.0		2.0	2.0	2.0
Lost Time Adjust (s)	0.0		0.0	0.0	0.0
Total Lost Time (s)	5.0		5.0	5.0	6.0
Lead/Lag	Lead		Lag	Lag	
Lead-Lag Optimize?	Yes		Yes	Yes	
Recall Mode	None		None	None	Min
Act Effct Green (s)	35.4	35.4	15.7	15.7	21.8
Actuated g/C Ratio	0.52	0.52	0.23	0.23	0.32
v/c Ratio	0.35	0.42	0.74	0.21	0.62
Control Delay	11.8	13.0	41.0	5.7	21.7
Queue Delay	2.9	1.8	0.0	0.0	0.0
Total Delay	14.7	14.7	41.0	5.7	21.7
LOS	B	B	D	A	C
Approach Delay	14.7		32.5		21.7
Approach LOS	B		C		C

Intersection Summary

Cycle Length: 84
Actuated Cycle Length: 68.6
Natural Cycle: 60
Control Type: Actuated-Uncoordinated
Maximum v/c Ratio: 0.74
Intersection Signal Delay: 21.4 — Intersection LOS: C
Intersection Capacity Utilization 54.0% — ICU Level of Service A
Analysis Period (min) 15
Description: Park Avenue at Union Street

Splits and Phases: 5516: Park Ave & Union St & Union Street



Lane Group	EBL	EBR	NWL	NWR	NET
Lane Configurations					
Volume (vph)	289	212	321	129	782
Turn Type	D.P+P	pt+ov	Prot	Perm	NA
Protected Phases	3	3 4	4		1
Permitted Phases	4			4	
Detector Phase	3	3 4	4	4	1
Switch Phase					
Minimum Initial (s)	8.0		10.0	10.0	12.0
Minimum Split (s)	13.0		15.0	15.0	18.1
Total Split (s)	25.0		23.0	23.0	36.0
Total Split (%)	29.8%		27.4%	27.4%	42.9%
Yellow Time (s)	3.0		3.0	3.0	4.0
All-Red Time (s)	2.0		2.0	2.0	2.0
Lost Time Adjust (s)	0.0		0.0	0.0	0.0
Total Lost Time (s)	5.0		5.0	5.0	6.0
Lead/Lag	Lead		Lag	Lag	
Lead-Lag Optimize?	Yes		Yes	Yes	
Recall Mode	None		None	None	Min
Act Effct Green (s)	37.6	37.6	18.3	18.3	24.5
Actuated g/C Ratio	0.51	0.51	0.25	0.25	0.33
v/c Ratio	0.38	0.31	0.93	0.37	0.67
Control Delay	13.2	12.4	62.3	7.2	22.7
Queue Delay	3.1	1.5	0.0	0.0	0.0
Total Delay	16.3	13.9	62.3	7.2	22.7
LOS	B	B	E	A	C
Approach Delay	15.3		44.2		22.7
Approach LOS	B		D		C

Intersection Summary

Cycle Length: 84
Actuated Cycle Length: 73.3
Natural Cycle: 60
Control Type: Actuated-Uncoordinated
Maximum v/c Ratio: 0.93
Intersection Signal Delay: 26.1 Intersection LOS: C
Intersection Capacity Utilization 66.6% ICU Level of Service C
Analysis Period (min) 15
Description: Park Avenue at Union Street

Splits and Phases: 5516: Park Ave & Union St & Union Street



Lane Group	SBL2	SBL	NWR2	NER	NER2
Lane Configurations					
Volume (vph)	19	173	179	1097	86
Turn Type	Perm	Perm	Perm	Perm	Perm
Protected Phases					
Permitted Phases	4	4	4	2	2
Detector Phase	4	4	4	2	2
Switch Phase					
Minimum Initial (s)	10.0	10.0	10.0	12.0	12.0
Minimum Split (s)	14.0	14.0	14.0	16.0	16.0
Total Split (s)	29.0	29.0	29.0	49.0	49.0
Total Split (%)	37.2%	37.2%	37.2%	62.8%	62.8%
Yellow Time (s)	3.0	3.0	3.0	3.0	3.0
All-Red Time (s)	1.0	1.0	1.0	1.0	1.0
Lost Time Adjust (s)	0.0	0.0	0.0	0.0	0.0
Total Lost Time (s)	4.0	4.0	4.0	4.0	4.0
Lead/Lag					
Lead-Lag Optimize?					
Recall Mode	None	None	None	None	None
Act Effct Green (s)	12.6	12.6	12.6	27.8	27.8
Actuated g/C Ratio	0.26	0.26	0.26	0.57	0.57
v/c Ratio	0.06	0.42	0.43	0.78	0.12
Control Delay	8.8	21.3	15.3	12.3	1.6
Queue Delay	0.0	0.0	0.0	0.0	0.0
Total Delay	8.8	21.3	15.3	12.3	1.6
LOS	A	C	B	B	A
Approach Delay		19.7			
Approach LOS		B			

Intersection Summary

Cycle Length: 78
Actuated Cycle Length: 49
Natural Cycle: 45
Control Type: Actuated-Uncoordinated
Maximum v/c Ratio: 0.78
Intersection Signal Delay: 12.9 Intersection LOS: B
Intersection Capacity Utilization 56.1% ICU Level of Service B
Analysis Period (min) 15
Description: Park Avenue at Main Street

Splits and Phases: 5214: Main St & Park Ave



Lane Group	SBL2	SBL	NWR2	NER	NER2
Lane Configurations					
Volume (vph)	18	246	305	1156	94
Turn Type	Perm	Perm	Perm	Perm	Perm
Protected Phases					
Permitted Phases	4	4	4	2	2
Detector Phase	4	4	4	2	2
Switch Phase					
Minimum Initial (s)	10.0	10.0	10.0	12.0	12.0
Minimum Split (s)	14.0	14.0	14.0	16.0	16.0
Total Split (s)	29.0	29.0	29.0	49.0	49.0
Total Split (%)	37.2%	37.2%	37.2%	62.8%	62.8%
Yellow Time (s)	3.0	3.0	3.0	3.0	3.0
All-Red Time (s)	1.0	1.0	1.0	1.0	1.0
Lost Time Adjust (s)	0.0	0.0	0.0	0.0	0.0
Total Lost Time (s)	4.0	4.0	4.0	4.0	4.0
Lead/Lag					
Lead-Lag Optimize?					
Recall Mode	None	None	None	None	None
Act Effct Green (s)	18.5	18.5	18.5	35.9	35.9
Actuated g/C Ratio	0.29	0.29	0.29	0.57	0.57
v/c Ratio	0.05	0.54	0.74	0.86	0.11
Control Delay	8.3	24.5	28.2	19.3	2.1
Queue Delay	0.0	0.0	0.0	0.0	0.0
Total Delay	8.3	24.5	28.2	19.3	2.1
LOS	A	C	C	B	A
Approach Delay		23.2			
Approach LOS		C			

Intersection Summary

Cycle Length: 78
Actuated Cycle Length: 62.9
Natural Cycle: 55
Control Type: Actuated-Uncoordinated
Maximum v/c Ratio: 0.86
Intersection Signal Delay: 20.6 Intersection LOS: C
Intersection Capacity Utilization 66.0% ICU Level of Service C
Analysis Period (min) 15
Description: Park Avenue at Main Street

Splits and Phases: 5214: Main St & Park Ave



AM

HCM 2010 Signalized Intersection Summary A.M.

5218: Memorial Ave & River St

3/12/2014

Movement	NBL	NBR	SEL	SER	SWL	SWR
Lane Configurations						
Volume (veh/h)	316	548	42	351	307	32
Number	5	12	7	14	1	16
Initial Q (Qb), veh	0	0	0	0	0	0
Ped-Bike Adj(A_pbT)	1.00	1.00	1.00	1.00	1.00	1.00
Parking Bus, Adj	1.00	1.00	1.00	1.00	1.00	1.00
Adj Sat Flow, veh/h/ln	1827	1827	1827	1827	1827	1827
Adj Flow Rate, veh/h	376	565	52	386	341	0
Adj No. of Lanes	1	1	1	1	2	1
Peak Hour Factor	0.84	0.97	0.81	0.91	0.90	0.80
Percent Heavy Veh, %	4	4	4	4	4	4
Cap, veh/h	573	0	456	918	1204	0
Arrive On Green	0.33	0.00	0.26	0.26	0.36	0.00
Sat Flow, veh/h	1740		1740	1553	3375	
Grp Volume(v), veh/h	376		52	386	341	
Grp Sat Flow(s),veh/h/ln	1740		1740	1553	1688	
Q Serve(g_s), s	4.4		0.5	3.2	1.7	
Cycle Q Clear(g_c), s	4.4		0.5	3.2	1.7	
Prop In Lane	1.00		1.00	1.00	1.00	
Lane Grp Cap(c), veh/h	573		456	918	1204	
V/C Ratio(X)	0.66		0.11	0.42	0.28	
Avail Cap(c_a), veh/h	2948		1474	1827	5719	
HCM Platoon Ratio	1.00		1.00	1.00	1.00	
Upstream Filter(I)	1.00		1.00	1.00	1.00	
Uniform Delay (d), s/veh	6.8		6.6	2.6	5.4	
Incr Delay (d2), s/veh	1.3		0.1	0.3	0.1	
Initial Q Delay(d3),s/veh	0.0		0.0	0.0	0.0	
%ile BackOfQ(50%),veh/ln	2.3		0.3	3.6	0.8	
LnGrp Delay(d),s/veh	8.1		6.7	2.9	5.6	
LnGrp LOS	A		A	A	A	
Approach Vol, veh/h	376		438		341	
Approach Delay, s/veh	8.1		3.4		5.6	
Approach LOS	A		A		A	

Timer	1	2	3	4	5	6	7	8
Assigned Phs	1			4	5			
Phs Duration (G+Y+Rc), s	12.9			10.7	12.3			
Change Period (Y+Rc), s	4.5			4.5	4.5			
Max Green Setting (Gmax), s	40.0			20.0	40.0			
Max Q Clear Time (g_c+I1), s	6.7			5.2	6.4			
Green Ext Time (p_c), s	1.3			1.4	1.2			

Intersection Summary	
HCM 2010 Ctrl Delay	5.5
HCM 2010 LOS	A

Movement	NBL	NBR	SEL	SER	SWL	SWR
Lane Configurations						
Volume (veh/h)	434	468	27	434	679	70
Number	5	12	7	14	1	16
Initial Q (Qb), veh	0	0	0	0	0	0
Ped-Bike Adj(A_pbT)	1.00	1.00	1.00	1.00	1.00	1.00
Parking Bus, Adj	1.00	1.00	1.00	1.00	1.00	1.00
Adj Sat Flow, veh/h/ln	1827	1827	1827	1827	1827	1827
Adj Flow Rate, veh/h	462	544	32	529	763	0
Adj No. of Lanes	1	1	1	1	2	1
Peak Hour Factor	0.94	0.86	0.84	0.82	0.89	0.83
Percent Heavy Veh, %	4	4	4	4	4	4
Cap, veh/h	611	0	537	1025	1243	0
Arrive On Green	0.35	0.00	0.31	0.31	0.37	0.00
Sat Flow, veh/h	1740		1740	1553	3375	
Grp Volume(v), veh/h	462		32	529	763	
Grp Sat Flow(s),veh/h/ln	1740		1740	1553	1688	
Q Serve(g_s), s	6.5		0.4	4.9	5.1	
Cycle Q Clear(g_c), s	6.5		0.4	4.9	5.1	
Prop In Lane	1.00		1.00	1.00	1.00	
Lane Grp Cap(c), veh/h	611		537	1025	1243	
V/C Ratio(X)	0.76		0.06	0.52	0.61	
Avail Cap(c_a), veh/h	2498		1249	1660	4845	
HCM Platoon Ratio	1.00		1.00	1.00	1.00	
Upstream Filter(I)	1.00		1.00	1.00	1.00	
Uniform Delay (d), s/veh	8.0		6.8	2.4	7.2	
Incr Delay (d2), s/veh	1.9		0.0	0.4	0.5	
Initial Q Delay(d3),s/veh	0.0		0.0	0.0	0.0	
%ile BackOfQ(50%),veh/ln	3.4		0.2	5.5	2.4	
LnGrp Delay(d),s/veh	9.9		6.8	2.8	7.7	
LnGrp LOS	A		A	A	A	
Approach Vol, veh/h	462		561		763	
Approach Delay, s/veh	9.9		3.1		7.7	
Approach LOS	A		A		A	

Timer	1	2	3	4	5	6	7	8
Assigned Phs	1			4	5			
Phs Duration (G+Y+Rc), s	14.8			13.1	14.3			
Change Period (Y+Rc), s	4.5			4.5	4.5			
Max Green Setting (Gmax), s	40.0			20.0	40.0			
Max Q Clear Time (g_c+I1), s	7.1			6.9	8.5			
Green Ext Time (p_c), s	3.1			1.8	1.5			

Intersection Summary	
HCM 2010 Ctrl Delay	6.8
HCM 2010 LOS	A

Lane Group	EBL	EBT	WBT	SEL
Lane Configurations				
Volume (vph)	11	505	280	112
Turn Type	Perm	NA	NA	Prot
Protected Phases		4	8	6
Permitted Phases	4			
Detector Phase	4	4	8	6
Switch Phase				
Minimum Initial (s)	40.0	40.0	40.0	10.0
Minimum Split (s)	45.0	45.0	45.0	15.0
Total Split (s)	45.0	45.0	45.0	20.0
Total Split (%)	69.2%	69.2%	69.2%	30.8%
Yellow Time (s)	3.0	3.0	3.0	3.0
All-Red Time (s)	2.0	2.0	2.0	2.0
Lost Time Adjust (s)		0.0	0.0	0.0
Total Lost Time (s)		5.0	5.0	5.0
Lead/Lag				
Lead-Lag Optimize?				
Recall Mode	Min	Min	Min	None
Act Effct Green (s)		44.1	44.1	11.5
Actuated g/C Ratio		0.72	0.72	0.19
v/c Ratio		0.23	0.18	0.48
Control Delay		4.6	3.9	25.4
Queue Delay		0.0	0.0	0.0
Total Delay		4.6	3.9	25.4
LOS		A	A	C
Approach Delay		4.6	3.9	25.4
Approach LOS		A	A	C

Intersection Summary

Cycle Length: 65
Actuated Cycle Length: 61.5
Natural Cycle: 60
Control Type: Semi Act-Uncoord
Maximum v/c Ratio: 0.48
Intersection Signal Delay: 7.2 Intersection LOS: A
Intersection Capacity Utilization 50.0% ICU Level of Service A
Analysis Period (min) 15
Description: Memorial Avenue at Baldwin Street

Splits and Phases: 5210: Memorial Ave & Baldwin St



Lane Group	EBL	EBT	WBT	SEL
Lane Configurations				
Volume (vph)	16	406	701	113
Turn Type	Perm	NA	NA	Prot
Protected Phases		4	8	6
Permitted Phases	4			
Detector Phase	4	4	8	6
Switch Phase				
Minimum Initial (s)	40.0	40.0	40.0	10.0
Minimum Split (s)	45.0	45.0	45.0	15.0
Total Split (s)	45.0	45.0	45.0	20.0
Total Split (%)	69.2%	69.2%	69.2%	30.8%
Yellow Time (s)	3.0	3.0	3.0	3.0
All-Red Time (s)	2.0	2.0	2.0	2.0
Lost Time Adjust (s)		0.0	0.0	0.0
Total Lost Time (s)		5.0	5.0	5.0
Lead/Lag				
Lead-Lag Optimize?				
Recall Mode	Min	Min	Min	None
Act Effct Green (s)		44.2	44.2	11.5
Actuated g/C Ratio		0.72	0.72	0.19
v/c Ratio		0.21	0.36	0.49
Control Delay		4.6	5.0	25.7
Queue Delay		0.0	0.0	0.0
Total Delay		4.6	5.0	25.7
LOS		A	A	C
Approach Delay		4.6	5.0	25.7
Approach LOS		A	A	C

Intersection Summary

Cycle Length: 65
Actuated Cycle Length: 61.6
Natural Cycle: 60
Control Type: Semi Act-Uncoord
Maximum v/c Ratio: 0.49
Intersection Signal Delay: 7.1 Intersection LOS: A
Intersection Capacity Utilization 50.0% ICU Level of Service A
Analysis Period (min) 15
Description: Memorial Avenue at Baldwin Street

Splits and Phases: 5210: Memorial Ave & Baldwin St



AM

HCM 2010 Signalized Intersection Summary A.M.

5213: Union St & Memorial Ave

3/12/2014

Movement	EBL	EBT	EBR	WBL	WBT	WBR	NBL	NBT	NBR	SBL	SBT	SBR
Lane Configurations												
Volume (veh/h)	127	433	41	52	376	43	33	55	21	80	59	33
Number	5	2	12	1	6	16	3	8	18	7	4	14
Initial Q (Qb), veh	0	0	0	0	0	0	0	0	0	0	0	0
Ped-Bike Adj(A_pbT)	1.00		1.00	1.00		1.00	1.00		1.00	1.00		1.00
Parking Bus, Adj	1.00	1.00	1.00	1.00	1.00	1.00	1.00	1.00	1.00	1.00	1.00	1.00
Adj Sat Flow, veh/h/ln	1792	1792	1900	1827	1827	1900	1759	1759	1900	1845	1845	1845
Adj Flow Rate, veh/h	140	471	84	60	448	52	44	64	26	96	64	0
Adj No. of Lanes	1	2	0	1	2	0	1	1	0	1	1	1
Peak Hour Factor	0.91	0.92	0.49	0.87	0.84	0.83	0.75	0.86	0.82	0.83	0.92	0.75
Percent Heavy Veh, %	6	6	6	4	4	4	8	8	8	3	3	3
Cap, veh/h	189	1069	190	123	1034	119	408	267	108	393	413	351
Arrive On Green	0.11	0.37	0.37	0.07	0.33	0.33	0.22	0.22	0.22	0.22	0.22	0.00
Sat Flow, veh/h	1707	2892	513	1740	3136	362	1258	1190	484	1289	1845	1568
Grp Volume(v), veh/h	140	276	279	60	247	253	44	0	90	96	64	0
Grp Sat Flow(s),veh/h/ln	1707	1703	1702	1740	1736	1763	1258	0	1674	1289	1845	1568
Q Serve(g_s), s	3.5	5.5	5.5	1.5	5.0	5.0	1.3	0.0	2.0	2.9	1.2	0.0
Cycle Q Clear(g_c), s	3.5	5.5	5.5	1.5	5.0	5.0	2.5	0.0	2.0	4.9	1.2	0.0
Prop In Lane	1.00		0.30	1.00		0.21	1.00		0.29	1.00		1.00
Lane Grp Cap(c), veh/h	189	630	629	123	572	581	408	0	375	393	413	351
V/C Ratio(X)	0.74	0.44	0.44	0.49	0.43	0.44	0.11	0.00	0.24	0.24	0.15	0.00
Avail Cap(c_a), veh/h	573	1525	1524	584	1554	1579	1253	0	1499	1259	1652	1404
HCM Platoon Ratio	1.00	1.00	1.00	1.00	1.00	1.00	1.00	1.00	1.00	1.00	1.00	1.00
Upstream Filter(I)	1.00	1.00	1.00	1.00	1.00	1.00	1.00	0.00	1.00	1.00	1.00	0.00
Uniform Delay (d), s/veh	19.2	10.6	10.6	20.0	11.7	11.7	15.0	0.0	14.2	16.2	13.9	0.0
Incr Delay (d2), s/veh	5.6	0.5	0.5	3.0	0.5	0.5	0.1	0.0	0.3	0.3	0.2	0.0
Initial Q Delay(d3),s/veh	0.0	0.0	0.0	0.0	0.0	0.0	0.0	0.0	0.0	0.0	0.0	0.0
%ile BackOfQ(50%),veh/ln	2.0	2.6	2.6	0.8	2.4	2.5	0.5	0.0	0.9	1.1	0.6	0.0
LnGrp Delay(d),s/veh	24.9	11.1	11.1	23.0	12.2	12.2	15.1	0.0	14.5	16.6	14.1	0.0
LnGrp LOS	C	B	B	C	B	B	B		B	B	B	
Approach Vol, veh/h		695			560			134			160	
Approach Delay, s/veh		13.9			13.4			14.7			15.6	
Approach LOS		B			B			B			B	

Timer	1	2	3	4	5	6	7	8
Assigned Phs	1	2		4	5	6		8
Phs Duration (G+Y+Rc), s	8.1	21.5		15.0	9.9	19.7		15.0
Change Period (Y+Rc), s	5.0	5.0		5.0	5.0	5.0		5.0
Max Green Setting (Gmax), s	15.0	40.0		40.0	15.0	40.0		40.0
Max Q Clear Time (g_c+I1), s	3.5	7.5		6.9	5.5	7.0		4.5
Green Ext Time (p_c), s	0.1	7.7		1.4	0.2	7.7		1.4

Intersection Summary	
HCM 2010 Ctrl Delay	13.9
HCM 2010 LOS	B

Movement	EBL	EBT	EBR	WBL	WBT	WBR	NBL	NBT	NBR	SBL	SBT	SBR
Lane Configurations												
Volume (veh/h)	181	565	42	112	653	107	89	117	99	106	97	63
Number	5	2	12	1	6	16	3	8	18	7	4	14
Initial Q (Qb), veh	0	0	0	0	0	0	0	0	0	0	0	0
Ped-Bike Adj(A_pbT)	1.00		1.00	1.00		1.00	1.00		1.00	1.00		1.00
Parking Bus, Adj	1.00	1.00	1.00	1.00	1.00	1.00	1.00	1.00	1.00	1.00	1.00	1.00
Adj Sat Flow, veh/h/ln	1792	1792	1900	1827	1827	1900	1759	1759	1900	1845	1845	1845
Adj Flow Rate, veh/h	203	642	60	140	751	124	100	139	129	132	104	0
Adj No. of Lanes	1	2	0	1	2	0	1	1	0	1	1	1
Peak Hour Factor	0.89	0.88	0.70	0.80	0.87	0.86	0.89	0.84	0.77	0.80	0.93	0.72
Percent Heavy Veh, %	6	6	6	4	4	4	8	8	8	3	3	3
Cap, veh/h	241	1280	119	175	1092	180	414	261	242	278	573	487
Arrive On Green	0.14	0.41	0.41	0.10	0.37	0.37	0.31	0.31	0.31	0.31	0.31	0.00
Sat Flow, veh/h	1707	3149	294	1740	2983	492	1214	841	781	1096	1845	1568
Grp Volume(v), veh/h	203	347	355	140	437	438	100	0	268	132	104	0
Grp Sat Flow(s),veh/h/ln	1707	1703	1741	1740	1736	1740	1214	0	1622	1096	1845	1568
Q Serve(g_s), s	9.5	12.5	12.5	6.5	17.6	17.6	5.4	0.0	11.2	9.3	3.4	0.0
Cycle Q Clear(g_c), s	9.5	12.5	12.5	6.5	17.6	17.6	8.8	0.0	11.2	20.5	3.4	0.0
Prop In Lane	1.00		0.17	1.00		0.28	1.00		0.48	1.00		1.00
Lane Grp Cap(c), veh/h	241	692	707	175	635	637	414	0	504	278	573	487
V/C Ratio(X)	0.84	0.50	0.50	0.80	0.69	0.69	0.24	0.00	0.53	0.47	0.18	0.00
Avail Cap(c_a), veh/h	311	827	846	317	843	845	627	0	788	470	896	762
HCM Platoon Ratio	1.00	1.00	1.00	1.00	1.00	1.00	1.00	1.00	1.00	1.00	1.00	1.00
Upstream Filter(I)	1.00	1.00	1.00	1.00	1.00	1.00	1.00	0.00	1.00	1.00	1.00	0.00
Uniform Delay (d), s/veh	34.5	18.2	18.2	36.2	22.1	22.1	23.9	0.0	23.4	31.9	20.7	0.0
Incr Delay (d2), s/veh	15.1	0.6	0.6	8.1	1.5	1.5	0.3	0.0	0.9	1.3	0.2	0.0
Initial Q Delay(d3),s/veh	0.0	0.0	0.0	0.0	0.0	0.0	0.0	0.0	0.0	0.0	0.0	0.0
%ile BackOfQ(50%),veh/ln	5.5	6.0	6.1	3.5	8.6	8.7	1.8	0.0	5.1	2.9	1.8	0.0
LnGrp Delay(d),s/veh	49.5	18.8	18.8	44.2	23.6	23.6	24.2	0.0	24.3	33.2	20.9	0.0
LnGrp LOS	D	B	B	D	C	C	C		C	C	C	
Approach Vol, veh/h		905			1015			368			236	
Approach Delay, s/veh		25.7			26.5			24.3			27.8	
Approach LOS		C			C			C			C	

Timer	1	2	3	4	5	6	7	8
Assigned Phs	1	2		4	5	6		8
Phs Duration (G+Y+Rc), s	13.3	38.5		30.6	16.6	35.1		30.6
Change Period (Y+Rc), s	5.0	5.0		5.0	5.0	5.0		5.0
Max Green Setting (Gmax), s	15.0	40.0		40.0	15.0	40.0		40.0
Max Q Clear Time (g_c+I1), s	8.5	14.5		22.5	11.5	19.6		13.2
Green Ext Time (p_c), s	0.2	11.9		3.0	0.2	10.6		3.4

Intersection Summary	
HCM 2010 Ctrl Delay	26.0
HCM 2010 LOS	C

Lane Group	EBT	WBL	WBT	NBL	NBR	SBL	SBT
Lane Configurations							
Volume (vph)	504	26	530	6	23	133	15
Turn Type	NA	Perm	NA	Perm	Perm	Perm	NA
Protected Phases	4		8				6
Permitted Phases		8		2	2	6	
Detector Phase	4	8	8	2	2	6	6
Switch Phase							
Minimum Initial (s)	15.0	15.0	15.0	5.0	5.0	5.0	5.0
Minimum Split (s)	20.0	20.0	20.0	10.0	10.0	10.0	10.0
Total Split (s)	40.0	40.0	40.0	25.0	25.0	25.0	25.0
Total Split (%)	61.5%	61.5%	61.5%	38.5%	38.5%	38.5%	38.5%
Yellow Time (s)	3.0	3.0	3.0	3.0	3.0	3.0	3.0
All-Red Time (s)	2.0	2.0	2.0	2.0	2.0	2.0	2.0
Lost Time Adjust (s)	0.0		0.0	0.0	0.0	0.0	0.0
Total Lost Time (s)	5.0		5.0	5.0	5.0	5.0	5.0
Lead/Lag							
Lead-Lag Optimize?							
Recall Mode	Min	Min	Min	None	None	None	None
Act Effct Green (s)	20.1		20.1	8.7	8.7	8.9	8.9
Actuated g/C Ratio	0.56		0.56	0.24	0.24	0.25	0.25
v/c Ratio	0.31		0.36	0.04	0.08	0.40	0.15
Control Delay	6.5		7.1	10.3	5.3	14.2	6.6
Queue Delay	0.0		0.0	0.0	0.0	0.0	0.0
Total Delay	6.5		7.1	10.3	5.3	14.2	6.6
LOS	A		A	B	A	B	A
Approach Delay	6.5		7.1				12.1
Approach LOS	A		A				B

Intersection Summary

Cycle Length: 65
Actuated Cycle Length: 35.7
Natural Cycle: 40
Control Type: Actuated-Uncoordinated
Maximum v/c Ratio: 0.40
Intersection Signal Delay: 7.7 Intersection LOS: A
Intersection Capacity Utilization 57.9% ICU Level of Service B
Analysis Period (min) 15
Description: Memorial Avenue at Bresnahan Street

Splits and Phases: 10: Shopping Plaza/Bresnahan St & Memorial Ave



Lane Group	EBT	WBL	WBT	NBL	NBR	SBL	SBT
Lane Configurations							
Volume (vph)	706	77	827	38	132	205	75
Turn Type	NA	Perm	NA	Perm	Perm	Perm	NA
Protected Phases	4		8				6
Permitted Phases		8		2	2	6	
Detector Phase	4	8	8	2	2	6	6
Switch Phase							
Minimum Initial (s)	15.0	15.0	15.0	5.0	5.0	5.0	5.0
Minimum Split (s)	20.0	20.0	20.0	10.0	10.0	10.0	10.0
Total Split (s)	40.0	40.0	40.0	25.0	25.0	25.0	25.0
Total Split (%)	61.5%	61.5%	61.5%	38.5%	38.5%	38.5%	38.5%
Yellow Time (s)	3.0	3.0	3.0	3.0	3.0	3.0	3.0
All-Red Time (s)	2.0	2.0	2.0	2.0	2.0	2.0	2.0
Lost Time Adjust (s)	0.0		0.0	0.0	0.0	0.0	0.0
Total Lost Time (s)	5.0		5.0	5.0	5.0	5.0	5.0
Lead/Lag							
Lead-Lag Optimize?							
Recall Mode	Min	Min	Min	None	None	None	None
Act Effct Green (s)	24.5		24.5	13.5	13.5	13.5	13.5
Actuated g/C Ratio	0.50		0.50	0.28	0.28	0.28	0.28
v/c Ratio	0.49		0.69	0.16	0.31	0.59	0.37
Control Delay	9.2		12.5	16.6	6.8	22.4	11.8
Queue Delay	0.0		0.0	0.0	0.0	0.0	0.0
Total Delay	9.2		12.5	16.6	6.8	22.4	11.8
LOS	A		B	B	A	C	B
Approach Delay	9.2		12.5				18.1
Approach LOS	A		B				B

Intersection Summary

Cycle Length: 65
Actuated Cycle Length: 48.7
Natural Cycle: 45
Control Type: Actuated-Uncoordinated
Maximum v/c Ratio: 0.69
Intersection Signal Delay: 12.1 Intersection LOS: B
Intersection Capacity Utilization 78.7% ICU Level of Service D
Analysis Period (min) 15
Description: Memorial Avenue at Bresnahan Street

Splits and Phases: 10: Shopping Plaza/Bresnahan St & Memorial Ave



Transportation Data Appendix

7. Two Way Stop Controlled Intersections LOS and Delays

Intersection	
Int Delay, s/veh	0.4

Movement	EBL	EBT	WBT	WBR	SEL	SER
Vol, veh/h	3	623	415	7	8	4
Conflicting Peds, #/hr	0	0	0	0	0	0
Sign Control	Free	Free	Free	Free	Stop	Stop
RT Channelized		None		None		None
Storage Length	-	-	-	-	0	-
Veh in Median Storage, #	-	0	0	-	0	-
Grade, %	-	0	0	-	0	-
Peak Hour Factor	38	82	84	35	67	50
Heavy Vehicles, %	4	4	4	4	7	7
Mvmt Flow	8	760	494	20	12	8

Major/Minor	Major1		Major2		Minor2	
Conflicting Flow All	514	0	-	0	900	257
Stage 1	-	-	-	-	504	-
Stage 2	-	-	-	-	396	-
Critical Hdwy	4.18	-	-	-	6.94	7.04
Critical Hdwy Stg 1	-	-	-	-	5.94	-
Critical Hdwy Stg 2	-	-	-	-	5.94	-
Follow-up Hdwy	2.24	-	-	-	3.57	3.37
Pot Cap-1 Maneuver	1034	-	-	-	269	727
Stage 1	-	-	-	-	558	-
Stage 2	-	-	-	-	634	-
Platoon blocked, %		-	-	-		
Mov Cap-1 Maneuver	1034	-	-	-	266	727
Mov Cap-2 Maneuver	-	-	-	-	266	-
Stage 1	-	-	-	-	558	-
Stage 2	-	-	-	-	626	-

Approach	EB	WB	SE
HCM Control Delay, s	0.2	0	15.7
HCM LOS			C

Minor Lane/Major Mvmt	EBL	EBT	WBT	WBR	SELn1
Capacity (veh/h)	1034	-	-	-	357
HCM Lane V/C Ratio	0.008	-	-	-	0.056
HCM Control Delay (s)	8.5	0.1	-	-	15.7
HCM Lane LOS	A	A	-	-	C
HCM 95th %tile Q(veh)	0	-	-	-	0.2

Intersection	
Int Delay, s/veh	0.6

Movement	EBL	EBT	WBT	WBR	SEL	SER
Vol, veh/h	4	905	989	11	15	9
Conflicting Peds, #/hr	0	0	0	0	0	0
Sign Control	Free	Free	Free	Free	Stop	Stop
RT Channelized	-	None	-	None	-	None
Storage Length	-	-	-	-	0	-
Veh in Median Storage, #	-	0	0	-	0	-
Grade, %	-	0	0	-	0	-
Peak Hour Factor	100	89	93	69	94	56
Heavy Vehicles, %	4	4	4	4	7	7
Mvmt Flow	4	1017	1063	16	16	16

Major/Minor	Major1		Major2		Minor2	
Conflicting Flow All	1079	0	-	0	1587	540
Stage 1	-	-	-	-	1071	-
Stage 2	-	-	-	-	516	-
Critical Hdwy	4.18	-	-	-	6.94	7.04
Critical Hdwy Stg 1	-	-	-	-	5.94	-
Critical Hdwy Stg 2	-	-	-	-	5.94	-
Follow-up Hdwy	2.24	-	-	-	3.57	3.37
Pot Cap-1 Maneuver	630	-	-	-	94	473
Stage 1	-	-	-	-	280	-
Stage 2	-	-	-	-	550	-
Platoon blocked, %		-	-	-		
Mov Cap-1 Maneuver	630	-	-	-	93	473
Mov Cap-2 Maneuver	-	-	-	-	93	-
Stage 1	-	-	-	-	280	-
Stage 2	-	-	-	-	542	-

Approach	EB	WB	SE
HCM Control Delay, s	0.1	0	33.9
HCM LOS			D

Minor Lane/Major Mvmt	EBL	EBT	WBT	WBR	SELn1
Capacity (veh/h)	630	-	-	-	156
HCM Lane V/C Ratio	0.006	-	-	-	0.205
HCM Control Delay (s)	10.8	0.1	-	-	33.9
HCM Lane LOS	B	A	-	-	D
HCM 95th %tile Q(veh)	0	-	-	-	0.7

Intersection	
Int Delay, s/veh	3.2

Movement	SEL	SET	SER	NWL	NWT	NWR	NEL	NET	NER	SWL	SWT	SWR
Vol, veh/h	3	278	15	42	200	4	20	5	42	5	10	12
Conflicting Peds, #/hr	0	0	0	0	0	0	0	0	0	0	0	0
Sign Control	Free	Free	Free	Free	Free	Free	Stop	Stop	Stop	Stop	Stop	Stop
RT Channelized	-		None	-		None	-		None	-		None
Storage Length	-	-	-	-	-	-	-	-	-	-	-	-
Veh in Median Storage, #	-	0	-	-	0	-	-	0	-	-	0	-
Grade, %	-	0	-	-	0	-	-	0	-	-	0	-
Peak Hour Factor	75	83	62	62	81	100	83	42	66	62	83	75
Heavy Vehicles, %	8	8	8	14	13	13	13	13	13	1	1	1
Mvmt Flow	4	335	24	68	247	4	24	12	64	8	12	16

Major/Minor	Major1			Major2			Minor1			Minor2		
Conflicting Flow All	251	0	0	359	0	0	753	741	347	777	751	249
Stage 1	-	-	-	-	-	-	355	355	-	384	384	-
Stage 2	-	-	-	-	-	-	398	386	-	393	367	-
Critical Hdwy	4.18	-	-	4.24	-	-	7.23	6.63	6.33	7.11	6.51	6.21
Critical Hdwy Stg 1	-	-	-	-	-	-	6.23	5.63	-	6.11	5.51	-
Critical Hdwy Stg 2	-	-	-	-	-	-	6.23	5.63	-	6.11	5.51	-
Follow-up Hdwy	2.272	-	-	2.326	-	-	3.617	4.117	3.417	3.509	4.009	3.309
Pot Cap-1 Maneuver	1280	-	-	1136	-	-	313	331	672	315	341	792
Stage 1	-	-	-	-	-	-	640	611	-	641	613	-
Stage 2	-	-	-	-	-	-	606	591	-	634	624	-
Platoon blocked, %		-	-		-	-						
Mov Cap-1 Maneuver	1280	-	-	1136	-	-	281	307	672	261	316	792
Mov Cap-2 Maneuver	-	-	-	-	-	-	281	307	-	261	316	-
Stage 1	-	-	-	-	-	-	637	609	-	638	570	-
Stage 2	-	-	-	-	-	-	541	550	-	560	622	-

Approach	SE	NW	NE	SW
HCM Control Delay, s	0.1	1.8	15.1	14.8
HCM LOS			C	B

Minor Lane/Major Mvmt	NELn1	NWL	NWT	NWR	SEL	SET	SER	SWLn1
Capacity (veh/h)	454	1136	-	-	1280	-	-	405
HCM Lane V/C Ratio	0.219	0.06	-	-	0.003	-	-	0.089
HCM Control Delay (s)	15.1	8.4	0	-	7.8	0	-	14.8
HCM Lane LOS	C	A	A	-	A	A	-	B
HCM 95th %tile Q(veh)	0.8	0.2	-	-	0	-	-	0.3

Intersection	
Int Delay, s/veh	4.8

Movement	SEL	SET	SER	NWL	NWT	NWR	NEL	NET	NER	SWL	SWT	SWR
Vol, veh/h	14	354	18	97	392	10	12	11	64	5	13	26
Conflicting Peds, #/hr	0	0	0	0	0	0	0	0	0	0	0	0
Sign Control	Free	Free	Free	Free	Free	Free	Stop	Stop	Stop	Stop	Stop	Stop
RT Channelized	-	-	None	-	-	None	-	-	None	-	-	None
Storage Length	-	-	-	-	-	-	-	-	-	-	-	-
Veh in Median Storage, #	-	0	-	-	0	-	-	0	-	-	0	-
Grade, %	-	0	-	-	0	-	-	0	-	-	0	-
Peak Hour Factor	70	90	50	87	88	83	60	69	80	42	65	72
Heavy Vehicles, %	8	8	8	10	10	10	13	13	13	3	3	3
Mvmt Flow	20	393	36	111	445	12	20	16	80	12	20	36

Major/Minor	Major1			Major2			Minor1			Minor2		
Conflicting Flow All	458	0	0	429	0	0	1154	1131	411	1173	1143	451
Stage 1	-	-	-	-	-	-	451	451	-	674	674	-
Stage 2	-	-	-	-	-	-	703	680	-	499	469	-
Critical Hdwy	4.18	-	-	4.2	-	-	7.23	6.63	6.33	7.13	6.53	6.23
Critical Hdwy Stg 1	-	-	-	-	-	-	6.23	5.63	-	6.13	5.53	-
Critical Hdwy Stg 2	-	-	-	-	-	-	6.23	5.63	-	6.13	5.53	-
Follow-up Hdwy	2.272	-	-	2.29	-	-	3.617	4.117	3.417	3.527	4.027	3.327
Pot Cap-1 Maneuver	1072	-	-	1089	-	-	166	194	618	168	199	606
Stage 1	-	-	-	-	-	-	567	553	-	443	452	-
Stage 2	-	-	-	-	-	-	411	434	-	552	559	-
Platoon blocked, %		-	-		-	-						
Mov Cap-1 Maneuver	1072	-	-	1089	-	-	125	163	618	119	167	606
Mov Cap-2 Maneuver	-	-	-	-	-	-	125	163	-	119	167	-
Stage 1	-	-	-	-	-	-	553	539	-	432	390	-
Stage 2	-	-	-	-	-	-	316	375	-	455	545	-

Approach	SE	NW	NE	SW
HCM Control Delay, s	0.4	1.7	24.5	25.5
HCM LOS			C	D

Minor Lane/Major Mvmt	NELn1	NWL	NWT	NWR	SEL	SET	SER	SWLn1
Capacity (veh/h)	299	1089	-	-	1072	-	-	243
HCM Lane V/C Ratio	0.388	0.102	-	-	0.019	-	-	0.28
HCM Control Delay (s)	24.5	8.7	0	-	8.4	0	-	25.5
HCM Lane LOS	C	A	A	-	A	A	-	D
HCM 95th %tile Q(veh)	1.8	0.3	-	-	0.1	-	-	1.1

Intersection	
Int Delay, s/veh	2.6

Movement	EBL	EBT	EBR	WBL	WBT	WBR	NEL	NET	NER	SWL	SWT	SWR
Vol, veh/h	5	391	20	7	409	7	22	6	11	7	4	8
Conflicting Peds, #/hr	0	0	0	0	0	0	0	0	0	0	0	0
Sign Control	Free	Free	Free	Free	Free	Free	Stop	Stop	Stop	Stop	Stop	Stop
RT Channelized	-		None	-		None	-		None	-		None
Storage Length	-	-	-	-	-	-	-	-	-	-	-	-
Veh in Median Storage, #	-	0	-	-	0	-	-	0	-	-	0	-
Grade, %	-	0	-	-	0	-	-	0	-	-	0	-
Peak Hour Factor	62	91	71	44	88	58	79	38	69	44	33	40
Heavy Vehicles, %	7	7	7	4	4	4	45	45	45	5	5	5
Mvmt Flow	8	430	28	16	465	12	28	16	16	16	12	20

Major/Minor	Major1			Major2			Minor1			Minor2		
Conflicting Flow All	477	0	0	458	0	0	979	969	444	979	977	471
Stage 1	-	-	-	-	-	-	460	460	-	503	503	-
Stage 2	-	-	-	-	-	-	519	509	-	476	474	-
Critical Hdwy	4.17	-	-	4.14	-	-	7.55	6.95	6.65	7.15	6.55	6.25
Critical Hdwy Stg 1	-	-	-	-	-	-	6.55	5.95	-	6.15	5.55	-
Critical Hdwy Stg 2	-	-	-	-	-	-	6.55	5.95	-	6.15	5.55	-
Follow-up Hdwy	2.263	-	-	2.236	-	-	3.905	4.405	3.705	3.545	4.045	3.345
Pot Cap-1 Maneuver	1060	-	-	1092	-	-	192	215	533	226	248	587
Stage 1	-	-	-	-	-	-	507	500	-	545	536	-
Stage 2	-	-	-	-	-	-	469	473	-	564	553	-
Platoon blocked, %		-	-		-	-						
Mov Cap-1 Maneuver	1060	-	-	1092	-	-	174	209	533	202	241	587
Mov Cap-2 Maneuver	-	-	-	-	-	-	174	209	-	202	241	-
Stage 1	-	-	-	-	-	-	502	495	-	540	525	-
Stage 2	-	-	-	-	-	-	434	464	-	524	547	-

Approach	EB	WB	NE	SW
HCM Control Delay, s	0.1	0.3	26.8	19.6
HCM LOS			D	C

Minor Lane/Major Mvmt	NELn1	EBL	EBT	EBR	WBL	WBT	WBR	SWLn1
Capacity (veh/h)	224	1060	-	-	1092	-	-	294
HCM Lane V/C Ratio	0.266	0.008	-	-	0.015	-	-	0.163
HCM Control Delay (s)	26.8	8.4	0	-	8.3	0	-	19.6
HCM Lane LOS	D	A	A	-	A	A	-	C
HCM 95th %tile Q(veh)	1	0	-	-	0	-	-	0.6

Intersection	
Int Delay, s/veh	1.7

Movement	EBL	EBT	EBR	WBL	WBT	WBR	NEL	NET	NER	SWL	SWT	SWR
Vol, veh/h	7	265	15	6	210	1	11	0	14	3	3	11
Conflicting Peds, #/hr	0	0	0	0	0	0	0	0	0	0	0	0
Sign Control	Free	Free	Free	Free	Free	Free	Stop	Stop	Stop	Stop	Stop	Stop
RT Channelized			None			None			None			None
Storage Length	-	-	-	-	-	-	-	-	-	-	-	-
Veh in Median Storage, #	-	0	-	-	0	-	-	0	-	-	0	-
Grade, %	-	0	-	-	0	-	-	0	-	-	0	-
Peak Hour Factor	44	93	75	50	94	40	55	100	70	75	38	69
Heavy Vehicles, %	7	7	7	3	3	3	44	44	44	2	2	2
Mvmt Flow	16	285	20	12	223	2	20	0	20	4	8	16

Major/Minor	Major1			Major2			Minor1			Minor2		
Conflicting Flow All	226	0	0	305	0	0	588	577	295	586	586	225
Stage 1	-	-	-	-	-	-	327	327	-	249	249	-
Stage 2	-	-	-	-	-	-	261	250	-	337	337	-
Critical Hdwy	4.17	-	-	4.13	-	-	7.54	6.94	6.64	7.12	6.52	6.22
Critical Hdwy Stg 1	-	-	-	-	-	-	6.54	5.94	-	6.12	5.52	-
Critical Hdwy Stg 2	-	-	-	-	-	-	6.54	5.94	-	6.12	5.52	-
Follow-up Hdwy	2.263	-	-	2.227	-	-	3.896	4.396	3.696	3.518	4.018	3.318
Pot Cap-1 Maneuver	1313	-	-	1250	-	-	365	375	655	422	422	814
Stage 1	-	-	-	-	-	-	606	579	-	755	701	-
Stage 2	-	-	-	-	-	-	660	629	-	677	641	-
Platoon blocked, %		-	-		-	-						
Mov Cap-1 Maneuver	1313	-	-	1250	-	-	346	365	655	401	411	814
Mov Cap-2 Maneuver	-	-	-	-	-	-	346	365	-	401	411	-
Stage 1	-	-	-	-	-	-	597	570	-	744	693	-
Stage 2	-	-	-	-	-	-	633	622	-	646	631	-

Approach	EB	WB	NE	SW
HCM Control Delay, s	0.4	0.4	13.7	11.6
HCM LOS			B	B

Minor Lane/Major Mvmt	NELn1	EBL	EBT	EBR	WBL	WBT	WBR	SWLn1
Capacity (veh/h)	453	1313	-	-	1250	-	-	571
HCM Lane V/C Ratio	0.088	0.012	-	-	0.01	-	-	0.049
HCM Control Delay (s)	13.7	7.8	0	-	7.9	0	-	11.6
HCM Lane LOS	B	A	A	-	A	A	-	B
HCM 95th %tile Q(veh)	0.3	0	-	-	0	-	-	0.2

Intersection	
Int Delay, s/veh	2.8

Movement	WBL	WBR	NBT	NBR	SBL	SBT
Vol, veh/h	3	92	421	18	154	422
Conflicting Peds, #/hr	0	0	0	0	0	0
Sign Control	Stop	Stop	Free	Free	Free	Free
RT Channelized	-	None	-	None	-	None
Storage Length	0	-	-	-	-	-
Veh in Median Storage, #	0	-	0	-	-	0
Grade, %	0	-	0	-	-	0
Peak Hour Factor	42	81	94	54	84	92
Heavy Vehicles, %	4	4	4	4	5	5
Mvmt Flow	7	114	448	33	183	459

Major/Minor	Minor1		Major1		Major2	
Conflicting Flow All	1290	465	0	0	481	0
Stage 1	465	-	-	-	-	-
Stage 2	825	-	-	-	-	-
Critical Hdwy	6.44	6.24	-	-	4.15	-
Critical Hdwy Stg 1	5.44	-	-	-	-	-
Critical Hdwy Stg 2	5.44	-	-	-	-	-
Follow-up Hdwy	3.536	3.336	-	-	2.245	-
Pot Cap-1 Maneuver	179	593	-	-	1066	-
Stage 1	628	-	-	-	-	-
Stage 2	427	-	-	-	-	-
Platoon blocked, %			-	-		-
Mov Cap-1 Maneuver	138	593	-	-	1066	-
Mov Cap-2 Maneuver	138	-	-	-	-	-
Stage 1	628	-	-	-	-	-
Stage 2	329	-	-	-	-	-

Approach	WB	NB	SB
HCM Control Delay, s	14.6	0	2.6
HCM LOS	B		

Minor Lane/Major Mvmt	NBT	NBR	WBLn1	SBL	SBT
Capacity (veh/h)	-	-	496	1066	-
HCM Lane V/C Ratio	-	-	0.243	0.172	-
HCM Control Delay (s)	-	-	14.6	9.1	0
HCM Lane LOS	-	-	B	A	A
HCM 95th %tile Q(veh)	-	-	0.9	0.6	-

Intersection	
Int Delay, s/veh	4.6

Movement	WBL	WBR	NBT	NBR	SBL	SBT
Vol, veh/h	5	207	468	15	120	540
Conflicting Peds, #/hr	0	0	0	0	0	0
Sign Control	Stop	Stop	Free	Free	Free	Free
RT Channelized	-	None	-	None	-	None
Storage Length	0	-	-	-	-	-
Veh in Median Storage, #	0	-	0	-	-	0
Grade, %	0	-	0	-	-	0
Peak Hour Factor	42	81	94	54	84	92
Heavy Vehicles, %	4	4	4	4	5	5
Mvmt Flow	12	256	498	28	143	587

Major/Minor	Minor1		Major1		Major2	
Conflicting Flow All	1385	512	0	0	526	0
Stage 1	512	-	-	-	-	-
Stage 2	873	-	-	-	-	-
Critical Hdwy	6.44	6.24	-	-	4.15	-
Critical Hdwy Stg 1	5.44	-	-	-	-	-
Critical Hdwy Stg 2	5.44	-	-	-	-	-
Follow-up Hdwy	3.536	3.336	-	-	2.245	-
Pot Cap-1 Maneuver	156	558	-	-	1026	-
Stage 1	598	-	-	-	-	-
Stage 2	405	-	-	-	-	-
Platoon blocked, %			-	-		-
Mov Cap-1 Maneuver	124	558	-	-	1026	-
Mov Cap-2 Maneuver	124	-	-	-	-	-
Stage 1	598	-	-	-	-	-
Stage 2	321	-	-	-	-	-

Approach	WB	NB	SB
HCM Control Delay, s	21.3	0	1.8
HCM LOS	C		

Minor Lane/Major Mvmt	NBT	NBR	WBLn1	SBL	SBT
Capacity (veh/h)	-	-	483	1026	-
HCM Lane V/C Ratio	-	-	0.554	0.139	-
HCM Control Delay (s)	-	-	21.3	9.1	0
HCM Lane LOS	-	-	C	A	A
HCM 95th %tile Q(veh)	-	-	3.3	0.5	-

Intersection	
Int Delay, s/veh	8.1

Movement	EBT	EBR	WBL	WBT	NBL	NBR
Vol, veh/h	802	39	59	955	48	69
Conflicting Peds, #/hr	0	0	0	0	0	0
Sign Control	Free	Free	Free	Free	Stop	Stop
RT Channelized		None		None	-	None
Storage Length	-	-	-	-	0	0
Veh in Median Storage, #	0	-	-	0	0	-
Grade, %	0	-	-	0	0	-
Peak Hour Factor	81	65	67	93	86	78
Heavy Vehicles, %	6	6	6	6	6	6
Mvmt Flow	990	60	88	1027	56	88

Major/Minor	Major1		Major2		Minor1	
Conflicting Flow All	0	0	1050	0	1710	525
Stage 1	-	-	-	-	1020	-
Stage 2	-	-	-	-	690	-
Critical Hdwy	-	-	4.22	-	6.92	7.02
Critical Hdwy Stg 1	-	-	-	-	5.92	-
Critical Hdwy Stg 2	-	-	-	-	5.92	-
Follow-up Hdwy	-	-	2.26	-	3.56	3.36
Pot Cap-1 Maneuver	-	-	635	-	78	487
Stage 1	-	-	-	-	300	-
Stage 2	-	-	-	-	449	-
Platoon blocked, %	-	-		-		
Mov Cap-1 Maneuver	-	-	635	-	~ 53	487
Mov Cap-2 Maneuver	-	-	-	-	~ 53	-
Stage 1	-	-	-	-	300	-
Stage 2	-	-	-	-	304	-

Approach	EB	WB	NB
HCM Control Delay, s	0	2.4	111
HCM LOS			F

Minor Lane/Major Mvmt	NBLn1	NBLn2	EBT	EBR	WBL	WBT
Capacity (veh/h)	53	487	-	-	635	-
HCM Lane V/C Ratio	1.053	0.182	-	-	0.139	-
HCM Control Delay (s)	264.7	14	-	-	11.6	1.6
HCM Lane LOS	F	B	-	-	B	A
HCM 95th %tile Q(veh)	4.8	0.7	-	-	0.5	-

Notes			
~: Volume exceeds capacity	$: Delay exceeds 300s	+: Computation Not Defined	*: All major volume in platoon

Intersection	
Int Delay, s/veh	1.6

Movement	EBT	EBR	WBL	WBT	NBL	NBR
Vol, veh/h	542	41	43	499	28	30
Conflicting Peds, #/hr	0	0	0	0	0	0
Sign Control	Free	Free	Free	Free	Stop	Stop
RT Channelized		None		None		None
Storage Length	-	-	-	-	0	0
Veh in Median Storage, #	0	-	-	0	0	-
Grade, %	0	-	-	0	0	-
Peak Hour Factor	81	65	67	93	86	78
Heavy Vehicles, %	6	6	6	6	6	6
Mvmt Flow	669	63	64	537	33	38

Major/Minor	Major1		Major2		Minor1	
Conflicting Flow All	0	0	732	0	1098	366
Stage 1	-	-	-	-	701	-
Stage 2	-	-	-	-	397	-
Critical Hdwy	-	-	4.22	-	6.92	7.02
Critical Hdwy Stg 1	-	-	-	-	5.92	-
Critical Hdwy Stg 2	-	-	-	-	5.92	-
Follow-up Hdwy	-	-	2.26	-	3.56	3.36
Pot Cap-1 Maneuver	-	-	842	-	201	620
Stage 1	-	-	-	-	443	-
Stage 2	-	-	-	-	636	-
Platoon blocked, %	-	-		-		
Mov Cap-1 Maneuver	-	-	842	-	179	620
Mov Cap-2 Maneuver	-	-	-	-	179	-
Stage 1	-	-	-	-	443	-
Stage 2	-	-	-	-	567	-

Approach	EB	WB	NB
HCM Control Delay, s	0	1.4	19.6
HCM LOS			C

Minor Lane/Major Mvmt	NBLn1	NBLn2	EBT	EBR	WBL	WBT
Capacity (veh/h)	179	620	-	-	842	-
HCM Lane V/C Ratio	0.182	0.062	-	-	0.076	-
HCM Control Delay (s)	29.5	11.2	-	-	9.6	0.4
HCM Lane LOS	D	B	-	-	A	A
HCM 95th %tile Q(veh)	0.6	0.2	-	-	0.2	-

Intersection	
Int Delay, s/veh	0.4

Movement	EBL	EBT	WBT	WBR	SBL	SBR
Vol, veh/h	10	871	945	4	2	10
Conflicting Peds, #/hr	0	0	0	0	0	0
Sign Control	Free	Free	Free	Free	Stop	Stop
RT Channelized		None		None		None
Storage Length	-	-	-	-	0	-
Veh in Median Storage, #	-	0	0	-	0	-
Grade, %	-	0	0	-	0	-
Peak Hour Factor	62	92	93	33	50	62
Heavy Vehicles, %	6	6	6	6	6	6
Mvmt Flow	16	947	1016	12	4	16

Major/Minor	Major1		Major2		Minor2	
Conflicting Flow All	1028	0	-	0	1528	514
Stage 1	-	-	-	-	1022	-
Stage 2	-	-	-	-	506	-
Critical Hdwy	4.22	-	-	-	6.92	7.02
Critical Hdwy Stg 1	-	-	-	-	5.92	-
Critical Hdwy Stg 2	-	-	-	-	5.92	-
Follow-up Hdwy	2.26	-	-	-	3.56	3.36
Pot Cap-1 Maneuver	648	-	-	-	104	495
Stage 1	-	-	-	-	299	-
Stage 2	-	-	-	-	559	-
Platoon blocked, %		-	-	-		
Mov Cap-1 Maneuver	648	-	-	-	99	495
Mov Cap-2 Maneuver	-	-	-	-	99	-
Stage 1	-	-	-	-	299	-
Stage 2	-	-	-	-	530	-

Approach	EB	WB	SB
HCM Control Delay, s	0.5	0	19.1
HCM LOS			C

Minor Lane/Major Mvmt	EBL	EBT	WBT	WBR	SBLn1
Capacity (veh/h)	648	-	-	-	276
HCM Lane V/C Ratio	0.025	-	-	-	0.073
HCM Control Delay (s)	10.7	0.3	-	-	19.1
HCM Lane LOS	B	A	-	-	C
HCM 95th %tile Q(veh)	0.1	-	-	-	0.2

Intersection	
Int Delay, s/veh	0.2

Movement	EBL	EBT	WBT	WBR	SBL	SBR
Vol, veh/h	5	572	497	4	2	2
Conflicting Peds, #/hr	0	0	0	0	0	0
Sign Control	Free	Free	Free	Free	Stop	Stop
RT Channelized		None		None		None
Storage Length	-	-	-	-	0	-
Veh in Median Storage, #	-	0	0	-	0	-
Grade, %	-	0	0	-	0	-
Peak Hour Factor	62	92	93	33	50	62
Heavy Vehicles, %	6	6	6	6	6	6
Mvmt Flow	8	622	534	12	4	3

Major/Minor	Major1		Major2		Minor2	
Conflicting Flow All	547	0	-	0	867	273
Stage 1	-	-	-	-	540	-
Stage 2	-	-	-	-	327	-
Critical Hdwy	4.22	-	-	-	6.92	7.02
Critical Hdwy Stg 1	-	-	-	-	5.92	-
Critical Hdwy Stg 2	-	-	-	-	5.92	-
Follow-up Hdwy	2.26	-	-	-	3.56	3.36
Pot Cap-1 Maneuver	991	-	-	-	284	713
Stage 1	-	-	-	-	537	-
Stage 2	-	-	-	-	691	-
Platoon blocked, %		-	-	-		
Mov Cap-1 Maneuver	991	-	-	-	281	713
Mov Cap-2 Maneuver	-	-	-	-	281	-
Stage 1	-	-	-	-	537	-
Stage 2	-	-	-	-	683	-

Approach	EB	WB	SB
HCM Control Delay, s	0.2	0	14.5
HCM LOS			B

Minor Lane/Major Mvmt	EBL	EBT	WBT	WBR	SBLn1
Capacity (veh/h)	991	-	-	-	385
HCM Lane V/C Ratio	0.008	-	-	-	0.019
HCM Control Delay (s)	8.7	0.1	-	-	14.5
HCM Lane LOS	A	A	-	-	B
HCM 95th %tile Q(veh)	0	-	-	-	0.1

Transportation Data Appendix

8. Green House Gas Emissions: Carbon Dioxide Intensity

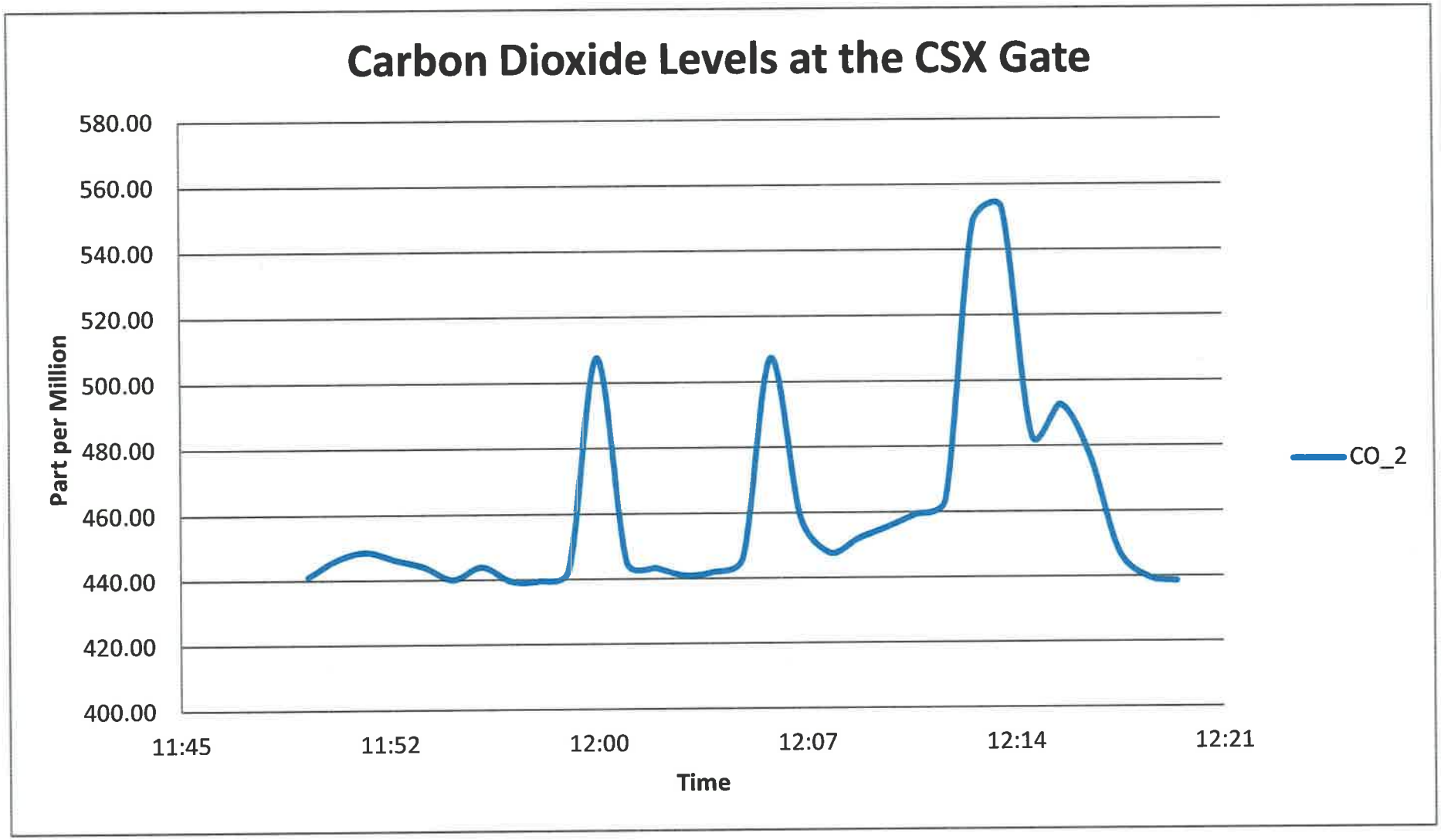
Carbon Dioxide Levels at the CSX Gate
580.00
560.00
540.00
520.00
500.00
480.00
460.00
440.00
420.00
400.00
Part per Million
11:45
11:52
12:00
12:07
12:14
12:21
Time
CO_2

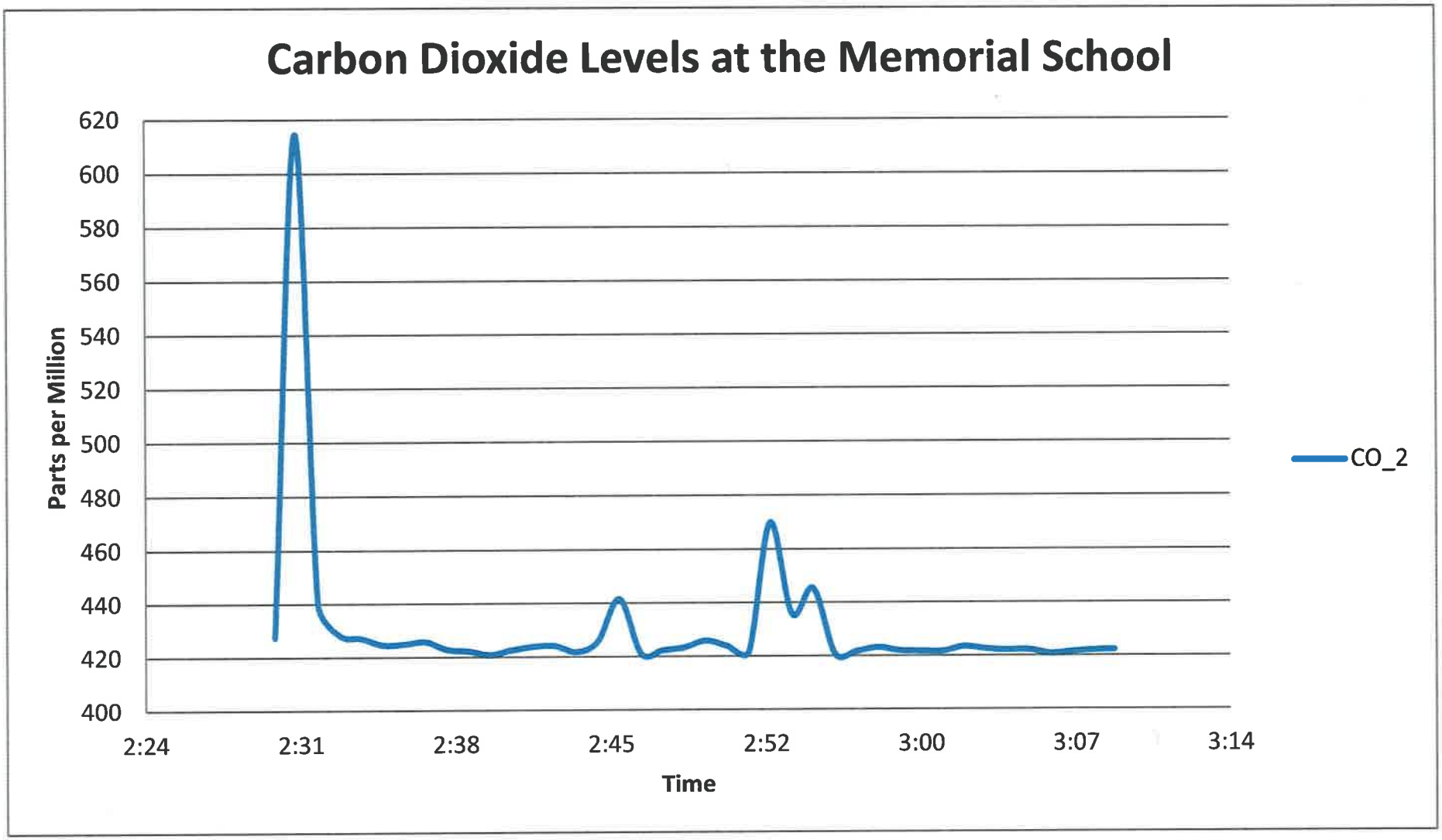
Carbon Dioxide Levels at the Memorial School
620
600
580
560
540
520
500
480
460
440
420
400
Parts per Million
2:24
2:31
2:38
2:45
2:52
3:00
3:07
3:14
Time
CO_2

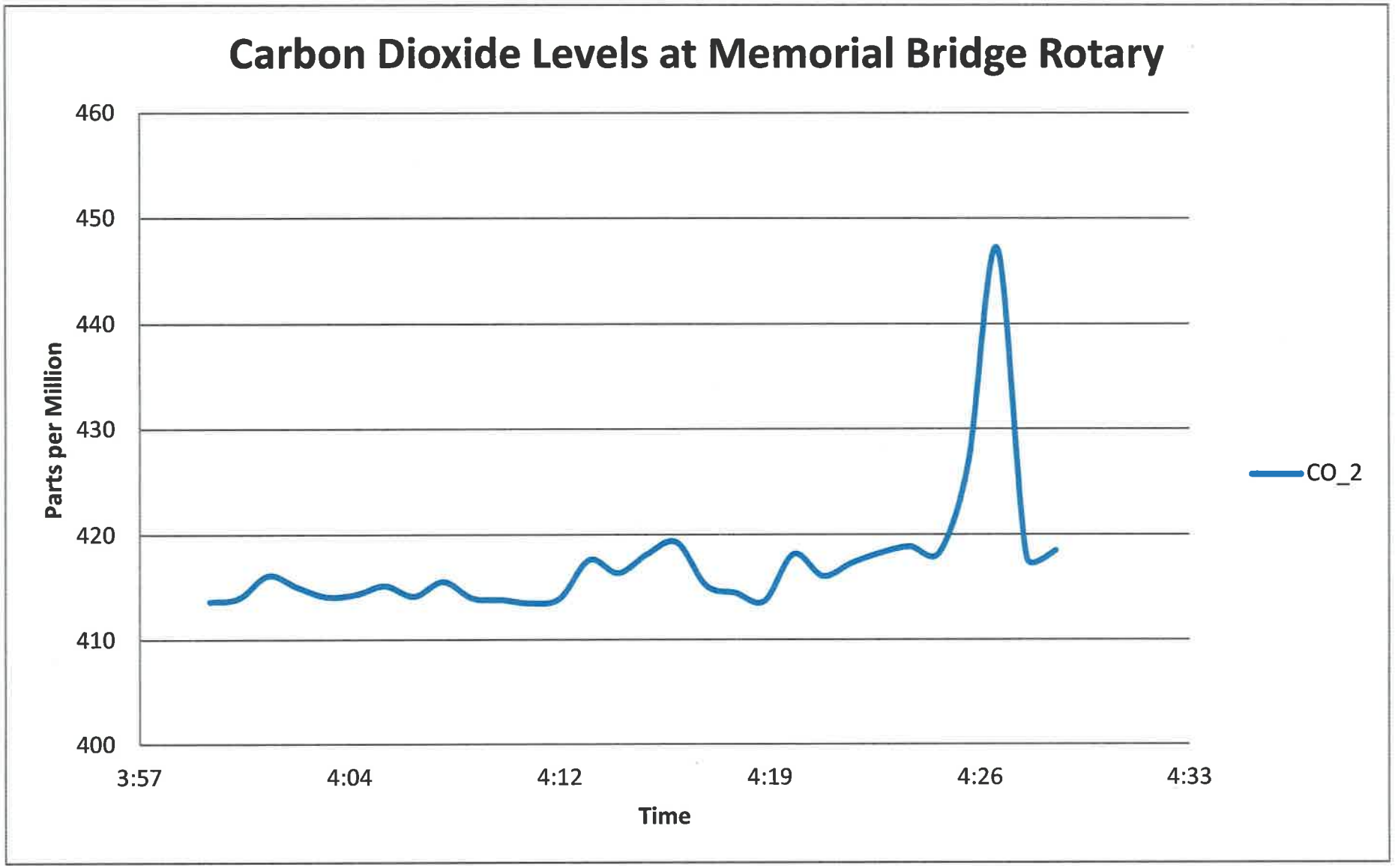
Carbon Dioxide Levels at Memorial Bridge Rotary
460
450
440
430
420
410
400
Parts per Million
3:57
4:04
4:12
4:19
4:26
4:33
Time
CO_2

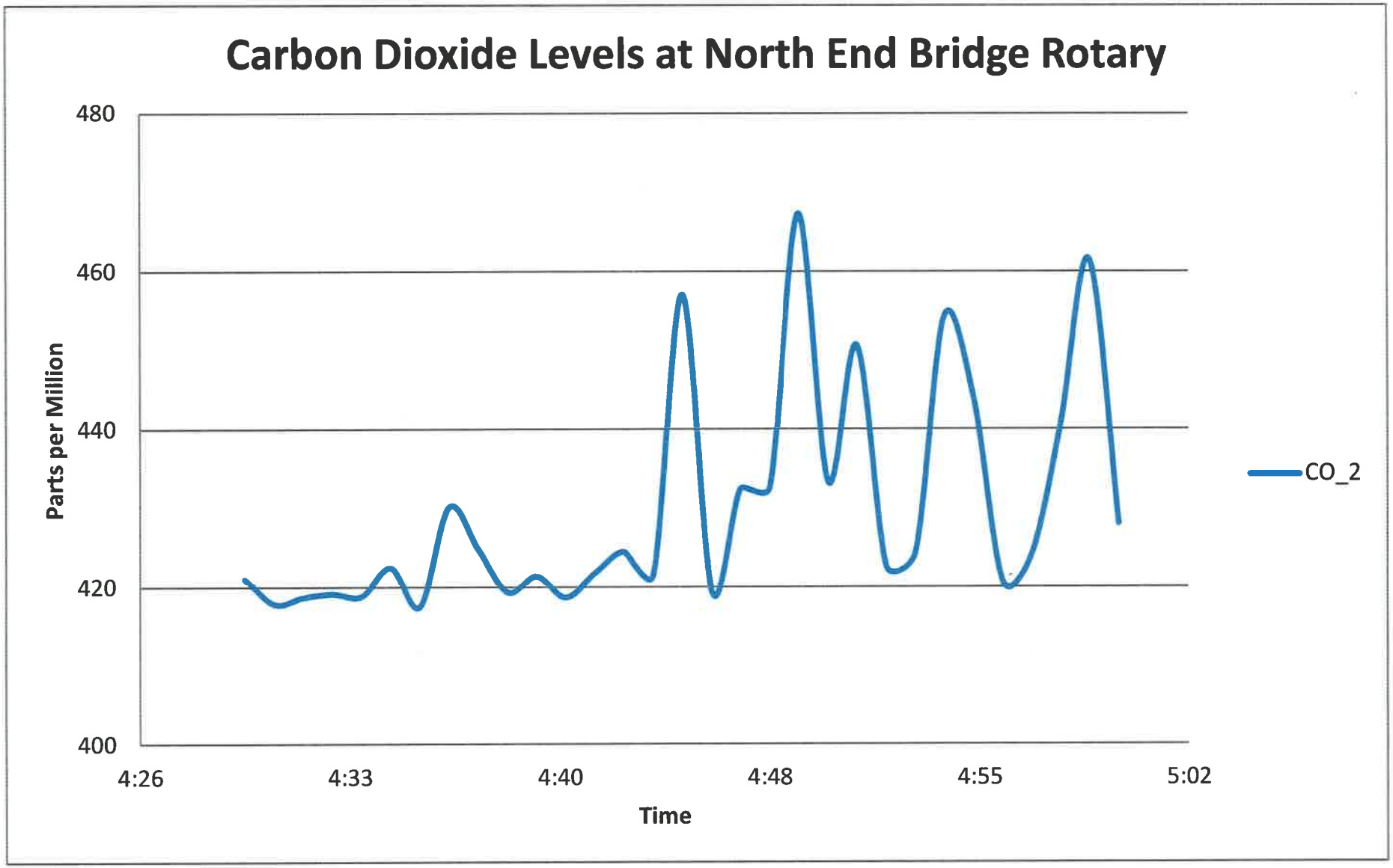
Carbon Dioxide Levels at North End Bridge Rotary
480
460
440
420
400
Parts per Million
4:26
4:33
4:40
4:48
4:55
5:02
Time
CO_2

TRANSPORTATION DATA APPENDIX

9. INTERSECTION COLLISION DIAGRAMS

PARK STREET AT WESTERN AND VAN DEENE COLLISION DIAGRAM LEGEND AND DESCRIPTION
WEST SPRINGFIELD, MA

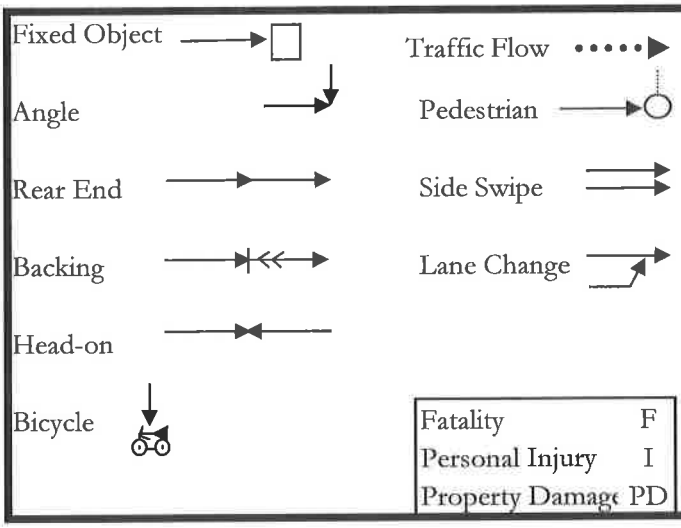

Light Condition (L)

1. Daylight
2. Dawn/Dusk
3. Darkness
4. Unknown

Road Condition (R)

1. Dry
2. Wet
3. Snow/Ice
4. Other

Pattern (P)

0. Not Known
1. Speed too fast
2. Single Vehicle Crash
3. Head On
4. Backing
5. Rear End
6. Improper Passing
7. Wrong side of road
8. Improper turning
9. Improper backing
10. Drunk Driver
11. Pedestrian violation
12. Backing
13. Sideswipe
14. Angle

Day

1 = Sunday, 2 = Monday, 3 = Tuesday…

No.	Date	Time	Day	Sev.	L	R	P
1	01/11/10	12:22 PM	2	PD	1	1	14
2	02/22/10	10:28 AM	2	PD	1	1	14
3	04/01/10	10:33 AM	5	PD	1	1	14
4	07/08/10	5:29 PM	5	PD	1	1	5
5	03/22/11	2:36 PM	3	I	1	1	14
6	09/15/11	2:43 PM	5	PD	1	2	14
7	10/20/11	6:58 AM	5	PD	1	1	5
8	01/25/12	7:12 AM	4	PD	1	4	14
9	09/25/12	5:27 PM	3	I	1	1	3
10							
11							
12							
13							
14							
15							
16							
17							
18							
19							
20							
21							
22							
23							
24							
25							
26							
27							
28							
29							
30							

No.	Date	Time	Day	Sev.	L	R	P
31							
32							
33							
34							
35							
36							
37							
38							
39							
40							
41							
42							
43							
44							
45							
46							
47							
48							
49							
50							
51							
52							
53							
54							
55							
56							
57							
58							
59							
60							

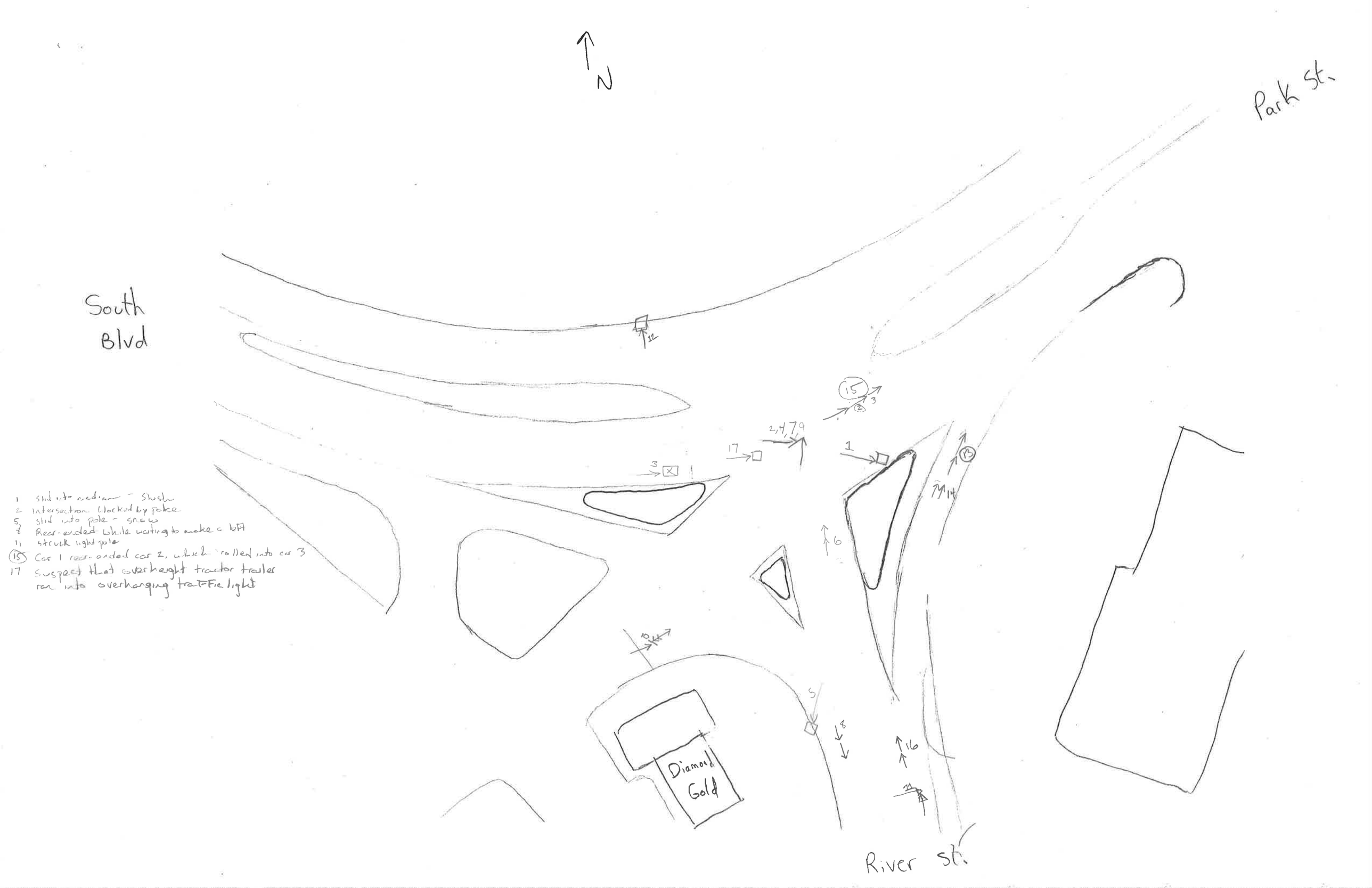
N
Park St.
South Blvd
River St.
Diamond Gold
1 slid into median - slush
2 intersection blocked by police
5 slid into pole - snow
8 Rear-ended while waiting to make a left
11 struck light pole
15 Car 1 rear-ended car 2, which rolled into car 3
17 suspect that overheight tractor trailer ran into overhanging traffic light

MEMORIAL AVE AT RIVER STREET COLLISION DIAGRAM LEGEND AND DESCRIPTION
WEST SPRINGFIELD, MA

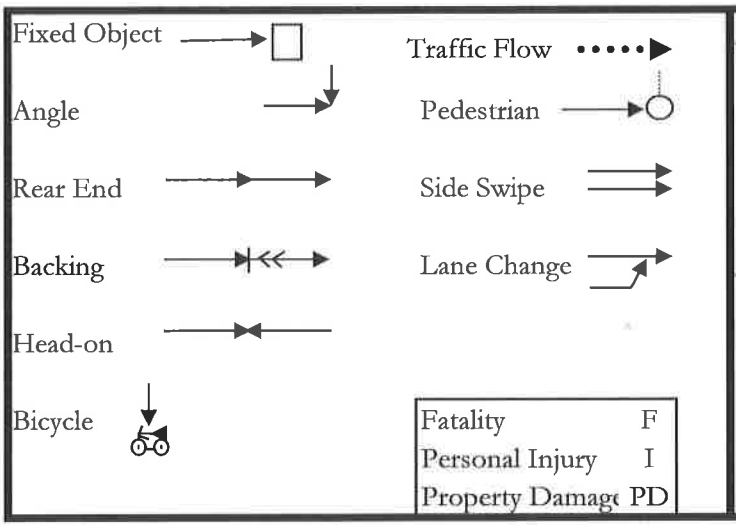

Light Condition (L)

1. Daylight
2. Dawn/Dusk
3. Darkness
4. Unknown

Road Condition (R)

1. Dry
2. Wet
3. Snow/Ice
4. Other

Pattern (P)

0. Not Known
1. Speed too fast
2. Single Vehicle Crash
3. Head On
4. Backing
5. Rear End
6. Improper Passing
7. Wrong side of road
8. Improper turning
9. Improper backing
10. Drunk Driver
11. Pedestrian violation
12. Backing
13. Sideswipe
14. Angle

Day

1 = Sunday, 2 = Monday, 3 = Tuesday…

No.	Date	Time	Day	Sev.	L	R	P	No.	Date	Time	Day	Sev.	L	R	P
1	03/12/10	11:32 PM	6	PD	3	1	2	31							
2	06/17/10	5:22 PM	5	PD	1	1	5	32							
3	08/12/10	11:16 AM	5	I	1	1	5	33							
4	10/08/10	4:20 AM	6	PD	3	1	2	34							
5	11/17/10	1:20 AM	4	PD	3	1	2	35							
6	12/22/10	8:50 PM	4	PD	3	1	5	36							
7	08/18/11	7:15 AM	5	PD	1	1	14	37							
8	04/02/12	6:11 PM	2	PD	1	1	2	38							
9	05/25/12	8:34 AM	6	PD	1	1	5	39							
10	06/25/12	10:40 AM	2	PD	1	2	5	40							
11	09/09/12	1:22 AM	1	I	3	1	2	41							
12	11/27/12	11:00 PM	3	PD	3	1	14	42							
13	12/26/12	8:18 PM	4	PD	3	3	5	43							
14								44							
15								45							
16								46							
17								47							
18								48							
19								49							
20								50							
21								51							
22								52							
23								53							
24								54							
25								55							
26								56							
27								57							
28								58							
29								59							
30								60							

Memorial Ave at River St
West Springfield, MA

N

1 Vehicle struck and knocked over traffic light
2 V1, V2, and V3 were at stoplight when V4 struck V3 from behind causing V3 to roll into V2, and V2 into V1.
4 Struck high curb at excessive speed
5 Side mirror damaged traffic light
8 Struck traffic light, which fell onto second vehicle
14 Due to icy roads

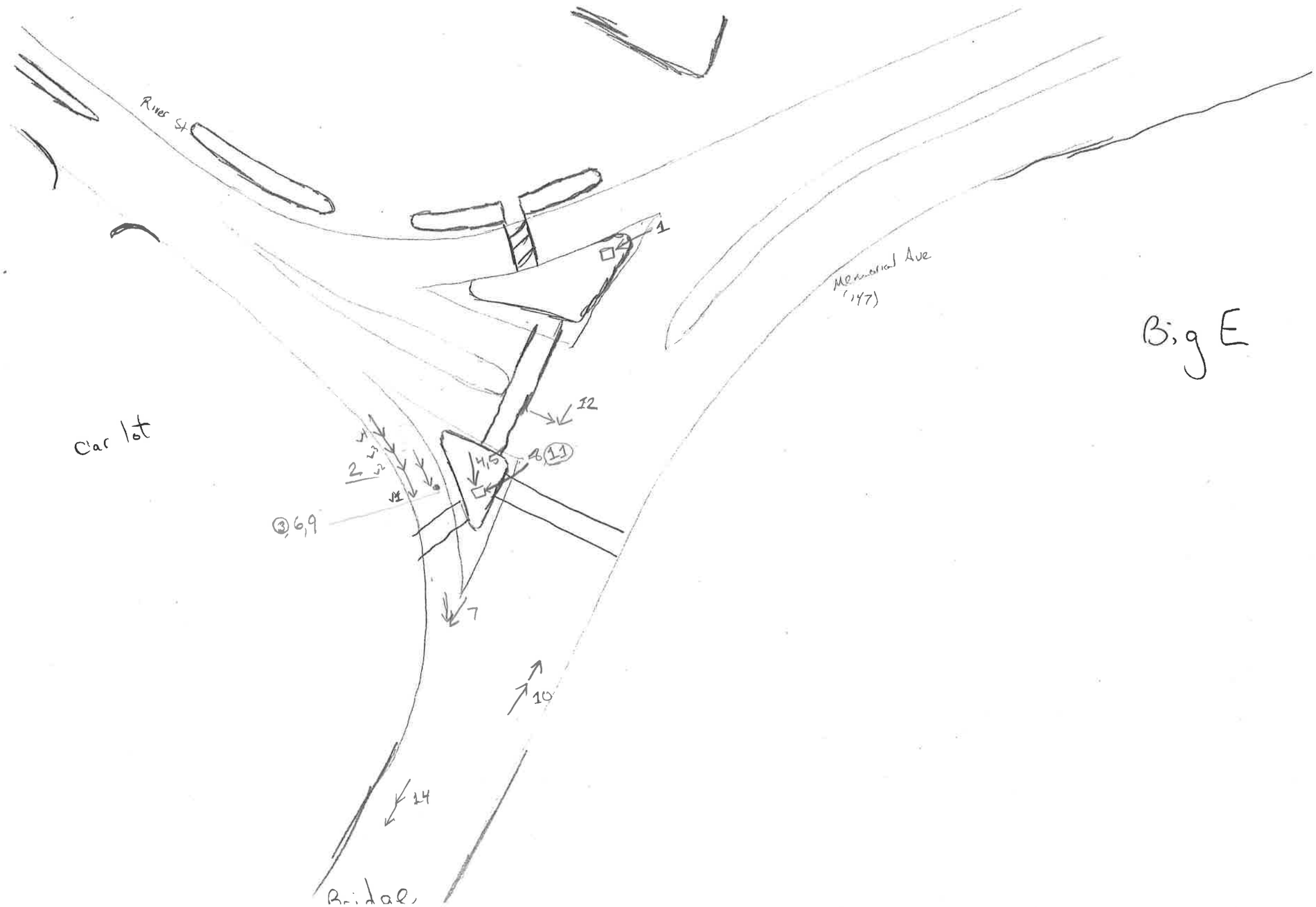

MEMORIAL AVE AT BRESNAHAN STREET COLLISION DIAGRAM LEGEND AND DESCRIPTION
WEST SPRINGFIELD, MA

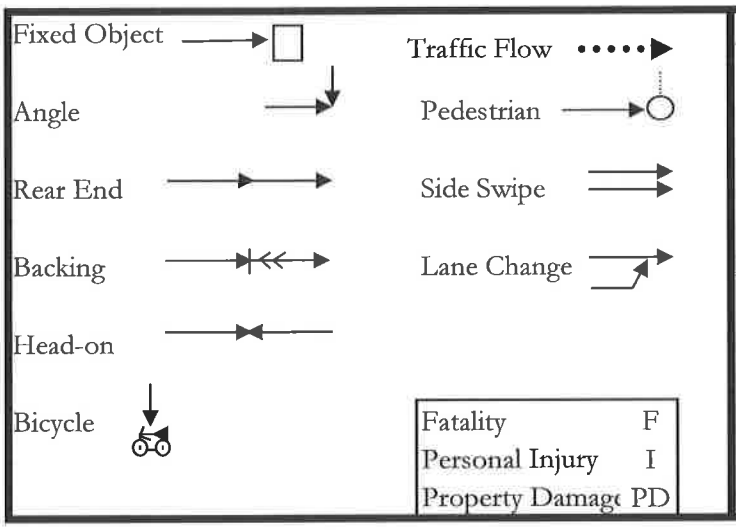

Light Condition (L)

1. Daylight
2. Dawn/Dusk
3. Darkness
4. Unknown

Road Condition (R)

1. Dry
2. Wet
3. Snow/Ice
4. Other

Pattern (P)

0. Not Known
1. Speed too fast
2. Single Vehicle Crash
3. Head On
4. Backing
5. Rear End
6. Improper Passing
7. Wrong side of road
8. Improper turning
9. Improper backing
10. Drunk Driver
11. Pedestrian violation
12. Backing
13. Sideswipe
14. Angle

Day

1 = Sunday, 2 = Monday, 3 = Tuesday…

No.	Date	Time	Day	Sev.	L	R	P
1	02/06/10	2:32 PM	7	PD	1	1	14
2	02/22/10	5:55 AM	2	I	3	1	11
3	08/06/10	11:56 AM	6	PD	1	1	5
4	02/05/11	4:16 AM	7	PD	3	1	14
5	03/11/11	4:43 PM	6	PD	1	1	14
6	05/15/11	2:50 PM	1	I	1	1	4
7	07/27/11	10:36 AM	4	I	1	1	5
8	10/30/11	8:22 AM	1	PD	1	3	14
9	10/30/11	4:09 PM	1	PD	1	3	5
10	05/03/12	1:26 PM	5	I	1	1	14
11	05/29/12	7:55 AM	3	PD	1	1	5
12	08/07/12	3:43 PM	3	I	1	1	14
13	10/11/12	10:08 AM	5	I	1	1	14
14	11/06/12	9:02 PM	3	PD	3	1	14
15	11/18/12	2:21 PM	1	I	1	1	14
16	11/27/12	11:04 PM	3	PD	3	1	2
17	12/30/12	1:46 AM	1	I	3	3	3
18							
19							
20							
21							
22							
23							
24							
25							
26							
27							
28							
29							
30							

No.	Date	Time	Day	Sev.	L	R	P
31							
32							
33							
34							
35							
36							
37							
38							
39							
40							
41							
42							
43							
44							
45							
46							
47							
48							
49							
50							
51							
52							
53							
54							
55							
56							
57							
58							
59							
60							

N

Memorial Ave at Breshnan St
West Springfield, MA

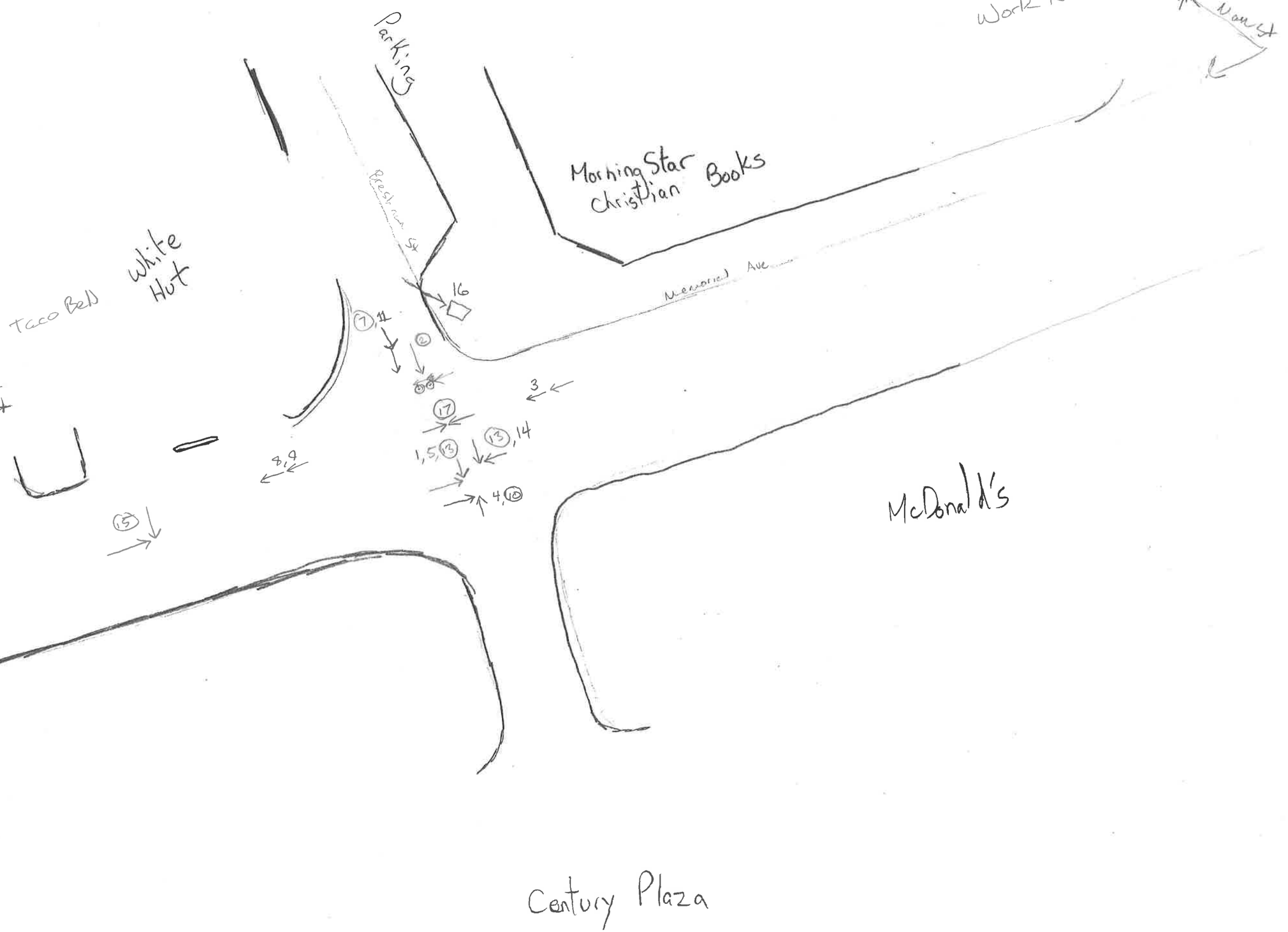

(6) Vehicle backed into pedestrian & Rear-ender ran red light
(15) Both vehicles entering/exiting WhiteHut
(17) Icy roads, 1AM — both vehicles lost control before colliding

PARK STREET AT RIVER AND SOUTH COLLISION DIAGRAM LEGEND AND DESCRIPTION
WEST SPRINGFIELD, MA

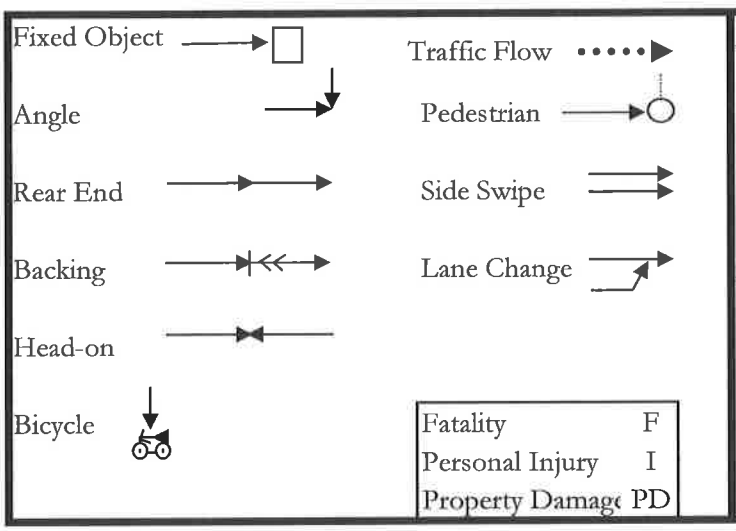

Light Condition (L)

1. Daylight
2. Dawn/Dusk
3. Darkness
4. Unknown

Road Condition (R)

1. Dry
2. Wet
3. Snow/Ice
4. Other

Pattern (P)

0. Not Known
1. Speed too fast
2. Single Vehicle Crash
3. Head On
4. Backing
5. Rear End
6. Improper Passing
7. Wrong side of road
8. Improper turning
9. Improper backing
10. Drunk Driver
11. Pedestrian violation
12. Backing
13. Sideswipe
14. Angle

Day

1 = Sunday, 2 = Monday, 3 = Tuesday…

No.	Date	Time	Day	Sev.	L	R	P
1	01/17/10	11:30 PM	1	PD	3	3	2
2	01/25/10	5:49 PM	2	PD	1	1	3
3	06/06/10	6:15 PM	1	PD	1	1	5
4	12/31/10	10:53 PM	6	PD	3	1	8
5	03/22/11	1:04 AM	3	PD	3	3	2
6	06/23/11	6:57 PM	5	PD	2	1	5
7	07/22/11	2:57 PM	6	PD	1	1	8
8	09/08/11	8:38 PM	5	PD	3	1	5
9	09/16/11	10:54 AM	6	PD	1	1	14
10	12/13/11	4:06 PM	3	PD	1	1	12
11	12/20/11	11:08 AM	3	PD	1	1	8
12	12/27/11	3:41 PM	3	PD	1	1	2
13	01/26/12	3:43 PM	5	I	1	1	5
14	03/21/12	10:22 AM	4	PD	1	1	13
15	05/31/12	4:07 PM	5	I	1	1	5
16	07/20/12	5:08 PM	6	PD	1	1	5
17	08/16/12	3:51 PM	5	PD	4		0
18			7				
19			7				
20			7				
21			7				
22			7				
23			7				
24			7				
25			7				
26			7				
27			7				
28			7				
29			7				
30			7				

No.	Date	Time	Day	Sev.	L	R	P
31							
32							
33							
34							
35							
36							
37							
38							
39							
40							
41							
42							
43							
44							
45							
46							
47							
48							
49							
50							
51							
52							
53							
54							
55							
56							
57							
58							
59							
60							

UNION STREET AT DAY STREET COLLISION DIAGRAM LEGEND AND DESCRIPTION
WEST SPRINGFIELD, MA

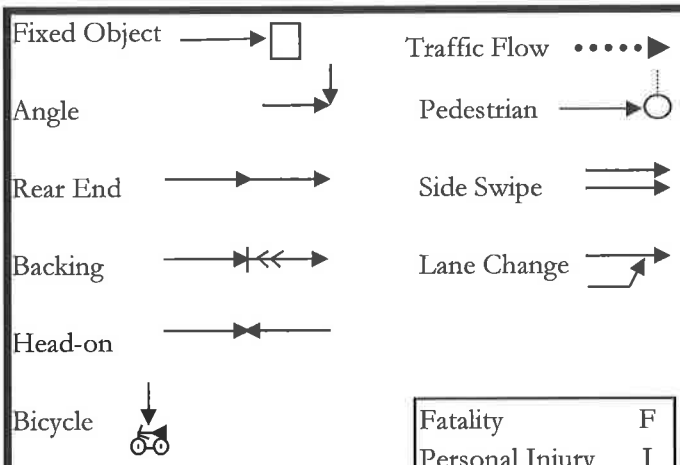

Light Condition (L)

1. Daylight
2. Dawn/Dusk
3. Darkness
4. Unknown

Road Condition (R)

1. Dry
2. Wet
3. Snow/Ice
4. Other

Pattern (P)

0. Not Known
1. Speed too fast
2. Single Vehicle Crash
3. Head On
4. Backing
5. Rear End
6. Improper Passing
7. Wrong side of road
8. Improper turning
9. Improper backing
10. Drunk Driver
11. Pedestrian violation
12. Backing
13. Sideswipe
14. Angle

Day

1 = Sunday, 2 = Monday, 3 = Tuesday…

No.	Date	Time	Day	Sev.	L	R	P
1	10/01/11	1:51 PM	7	I	1	1	8
2	12/16/11	9:21 AM	6	I	1	1	2
3	08/30/12	12:42 PM	5	I	1	1	5
4							
5							
6							
7							
8							
9							
10							
11							
12							
13							
14							
15							
16							
17							
18							
19							
20							
21							
22							
23							
24							
25							
26							
27							
28							
29							
30							

No.	Date	Time	Day	Sev.	L	R	P
31							
32							
33							
34							
35							
36							
37							
38							
39							
40							
41							
42							
43							
44							
45							
46							
47							
48							
49							
50							
51							
52							
53							
54							
55							
56							
57							
58							
59							
60							

PARK AVE AT MAIN STREET COLLISION DIAGRAM LEGEND AND DESCRIPTION
WEST SPRINGFIELD, MA

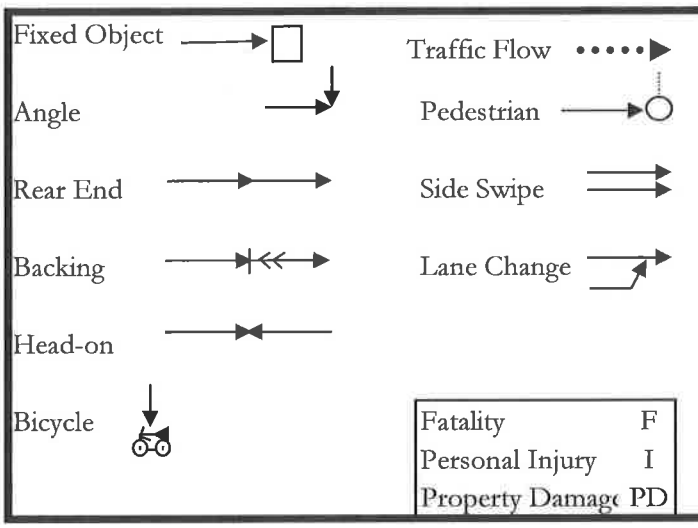

Light Condition (L)

1. Daylight
2. Dawn/Dusk
3. Darkness
4. Unknown

Road Condition (R)

1. Dry
2. Wet
3. Snow/Ice
4. Other

Pattern (P)

0. Not Known
1. Speed too fast
2. Single Vehicle Crash
3. Head On
4. Backing
5. Rear End
6. Improper Passing
7. Wrong side of road
8. Improper turning
9. Improper backing
10. Drunk Driver
11. Pedestrian violation
12. Backing
13. Sideswipe
14. Angle

Day

1 = Sunday, 2 = Monday, 3 = Tuesday…

No.	Date	Time	Day	Sev.	L	R	P
A	09/10/10	2:18 PM	6	I	1	1	14
B	09/16/10	11:36 PM	5	PD	3	1	14
C	12/15/12	5:38 AM	7	PD	3	1	14
D	07/19/11	4:44 PM	3	PD	1	1	5
E	02/22/10	11:48 PM	2	PD	3	1	2

No.	Date	Time	Day	Sev.	L	R	P

MEMORIAL AVE AT UNION STREET COLLISION DIAGRAM LEGEND AND DESCRIPTION
WEST SPRINGFIELD, MA

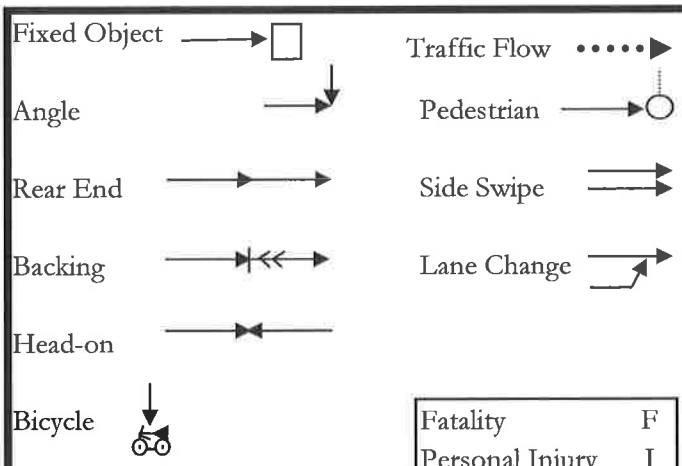

Fatality	F
Personal Injury	I
Property Damage	PD

Light Condition (L)

1. Daylight
2. Dawn/Dusk
3. Darkness
4. Unknown

Road Condition (R)

1. Dry
2. Wet
3. Snow/Ice
4. Other

Pattern (P)

0. Not Known
1. Speed too fast
2. Single Vehicle Crash
3. Head On
4. Backing
5. Rear End
6. Improper Passing
7. Wrong side of road
8. Improper turning
9. Improper backing
10. Drunk Driver
11. Pedestrian violation
12. Backing
13. Sideswipe
14. Angle

Day

1 = Sunday, 2 = Monday, 3 = Tuesday…

No.	Date	Time	Day	Sev.	L	R	P
1	01/22/10	12:55 PM	6	I	1	1	14
2	04/27/10	7:17 PM	3	PD	2	1	14
3	05/14/10	9:56 AM	6	I	1	1	14
4	05/14/10	2:56 PM	6	PD	1	1	14
5	05/19/10	11:14 PM	4	PD	3	1	1
6	08/12/10	9:32 AM	5	PD	1	1	0
7	09/24/10	4:29 PM	6	PD	1	1	14
8	11/10/10	2:45 PM	4	PD	1	1	14
9	12/01/10	4:53 PM	4	PD	3	1	14
10	12/22/10	4:06 PM	4	PD	2	1	14
11	01/13/11	6:23 PM	5	PD	3	3	14
12	05/17/11	8:17 AM	3	I	1	1	14
13	06/22/11	8:31 AM	4	PD	1	1	14
14	08/05/11	5:32 PM	6	PD	1	1	14
15	08/09/11	6:33 PM	3	PD	1	1	14
16	11/06/11	11:18 AM	1	I	1	1	14
17	01/31/12	4:06 PM	3	PD	2	1	5
18	04/05/12	6:57 PM	5	PD	2	1	14
19	05/14/12	5:41 PM	2	I	1	1	5
20	09/06/12	6:46 PM	5	F	1	1	11
21	10/06/12	5:40 PM	7	PD	1	1	5
22	10/23/12	6:32 PM	3	PD	3	1	14
23	11/12/12	3:50 PM	2	I	2	1	14
24	11/30/12	2:07 PM	6	PD	1	1	14
25							
26							
27							
28							
29							
30							

No.	Date	Time	Day	Sev.	L	R	P
31							
32							
33							
34							
35							
36							
37							
38							
39							
40							
41							
42							
43							
44							
45							
46							
47							
48							
49							
50							
51							
52							
53							
54							
55							
56							
57							
58							
59							
60							

PARK AT UNION AND ELM COLLISION DIAGRAM LEGEND AND DESCRIPTION
WEST SPRINGFIELD, MA

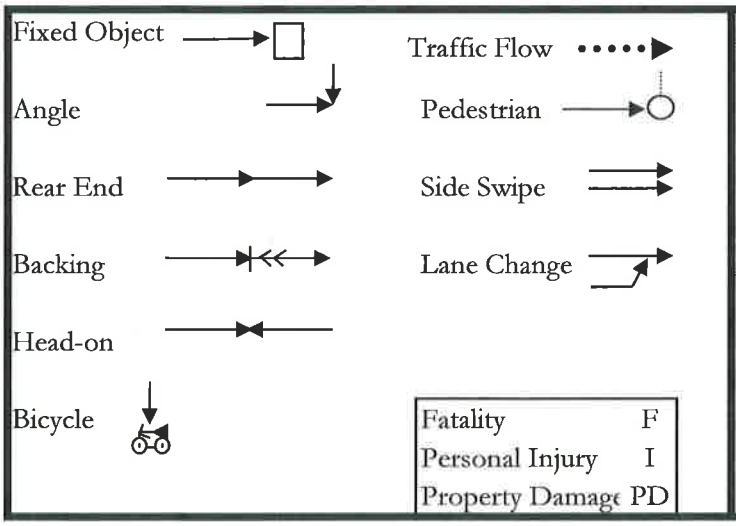

Light Condition (L)

1. Daylight
2. Dawn/Dusk
3. Darkness
4. Unknown

Road Condition (R)

1. Dry
2. Wet
3. Snow/Ice
4. Other

Pattern (P)

0. Not Known
1. Speed too fast
2. Single Vehicle Crash
3. Head On
4. Backing
5. Rear End
6. Improper Passing
7. Wrong side of road
8. Improper turning
9. Improper backing
10. Drunk Driver
11. Pedestrian violation
12. Backing
13. Sideswipe
14. Angle

Day

1 = Sunday, 2 = Monday, 3 = Tuesday…

No.	Date	Time	Day	Sev.	L	R	P
1	01/08/10	2:03 PM	6	PD	3	1	13
2	03/21/10	8:39 AM	1	I	1	1	14
3	05/04/10	6:43 PM	3	I	1	1	14
4	09/08/10	6:49 AM	4	PD	1	1	5
5	10/22/10	7:32 PM	6	I	3	1	14
6	01/21/11	3:19 PM	6	PD	1	1	14
7	02/11/11	5:56 AM	6	PD	3	1	14
8	02/24/11	12:41 AM	5	I	3	1	14
9	05/13/11	4:29 PM	6	I	1	1	14
10	05/16/11	7:15 PM	2	PD	1	1	14
11	07/01/11	2:50 PM	6	PD	1	1	14
12	08/22/11	3:27 PM	2	I	1	1	5
13	03/01/12	10:48 PM	5	I	3	3	1
14	04/11/12	6:44 PM	4	PD	2	1	13
15	05/29/12	6:43 AM	3	PD	1	1	5
16	09/01/12	1:56 PM	7	I	1	1	5
17	09/10/12	4:16 PM	2	PD	1	1	5
18	09/14/12	8:54 AM	6	I	1	1	2
19	09/21/12	9:43 PM	6	PD	3	1	7
20	10/19/12	10:37 AM	6	PD	1	1	5
21	03/05/10	10:19 PM	6	I	3	1	14
22	09/01/10	2:58 PM	4	PD	1	1	5
23	10/05/10	9:34 AM	3	PD			
24	11/17/10	2:12 PM	4	PD	1	2	5
25	12/01/10	5:47 PM	4	PD	3	1	5
26	12/08/10	8:39 AM	4	I	1	1	14
27	02/28/11	7:45 AM	2	I	1	3	5
28	03/11/11	11:09 AM	6	I	1	1	14
29	06/05/11	2:26 PM	1	I	1	1	14
30	07/04/11	3:25 AM	2	PD	3	1	5

No.	Date	Time	Day	Sev.	L	R	P
31	08/17/11	10:17 PM	4	PD	3	1	14
32	01/25/12	10:25 AM	4	I	1	1	5
33	02/02/11	4:19 PM	4	PD	1	1	5
34	02/15/12	10:10 AM	4	I	1	1	5
35	04/17/12	8:09 PM	3	PD	3	1	14
36	05/15/12	2:46 PM	3	PD	1	1	14
37	05/18/12	10:30 PM	6	PD	3	1	14
38	06/11/12	3:55 PM	2	PD	1	1	13
39	08/11/12	10:21 PM	7	PD	3	3	14
40	08/17/12	9:08 PM	6	PD	3	1	14
41	09/26/12	7:22 AM	4	PD	1	1	5
42							
43							
44							
45							
46							
47							
48							
49							
50							
51							
52							
53							
54							
55							
56							
57							
58							
59							
60							

MEMORIAL BRIDGE ROTARY COLLISION DIAGRAM LEGEND AND DESCRIPTION
WEST SPRINGFIELD, MA

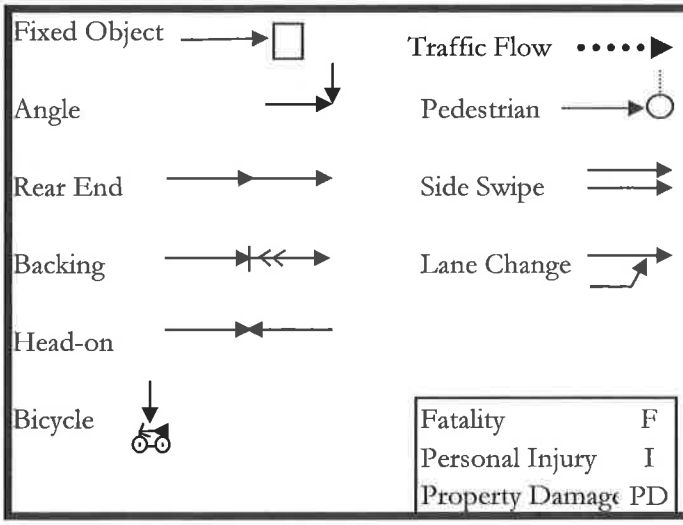

Light Condition (L)

1. Daylight
2. Dawn/Dusk
3. Darkness
4. Unknown

Road Condition (R)

1. Dry
2. Wet
3. Snow/Ice
4. Other

Pattern (P)

0. Not Known
1. Speed too fast
2. Single Vehicle Crash
3. Head On
4. Backing
5. Rear End
6. Improper Passing
7. Wrong side of road
8. Improper turning
9. Improper backing
10. Drunk Driver
11. Pedestrian violation
12. Backing
13. Sideswipe
14. Angle

Day

1 = Sunday, 2 = Monday, 3 = Tuesday…

No.	Date	Time	Day	Sev.	L	R	P
1	02/04/10	9:50 PM	5	PD	3	1	5
2	02/16/10	6:54 PM	3	PD	3	3	2
3	03/10/10	12:16 PM	4	PD	1	1	14
4	03/16/10	4:43 PM	3	PD	2	1	14
5	05/26/10	5:30 PM	4	PD	1	1	14
6	06/24/10	6:07 PM	5	PD	1	1	5
7	06/29/10	4:39 PM	3	I	1	1	5
8	08/15/10	3:55 PM	1	PD	1	1	14
9	08/15/10	10:23 PM	1	PD	3	1	14
10	09/03/10	10:54 AM	6	I	1	1	5
11	11/26/10	12:31 AM	6	I	3	1	1
12	01/10/11	12:25 AM	2	PD	3	3	2
13	01/10/11	5:50 AM	2	PD	3	1	14
14	01/29/11	9:03 PM	7	PD	3	3	14
15	02/11/11	7:33 AM	6	PD	1	1	14
16	02/19/11	2:47 AM	7	PD	3	1	5
17	02/19/11	1:01 PM	7	I	1	1	5
18	04/21/11	4:59 PM	5	I	1	1	5
19	04/24/11	2:16 AM	1	PD	3	1	2
20	06/12/11	1:50 AM	1	PD	3	1	2
21	08/13/11	5:39 PM	7	PD	1	1	13
22	08/16/11	4:34 PM	3	PD	1	1	5
23	09/09/11	4:38 PM	6	PD	1	1	14
24	11/03/11	4:01 PM	5	PD	1	1	14
25	11/12/11	9:27 AM	7	PD	1	1	5
26	12/22/11	4:42 PM	5	PD	2	1	13
27	01/01/12	10:05 PM	1	PD	3	1	13
28	01/26/12	4:39 PM	5	PD	2	1	2
29	02/17/12	11:08 AM	6	PD	1	1	5
30	03/22/12	4:13 PM	5	PD	1	1	14
31	03/23/12	4:09 PM	6	PD	1	1	5
32	04/18/12	8:47 PM	4	PD	3	1	14
33	04/20/12	11:08 AM	6	PD	1	1	14
34	05/18/12	2:09 PM	6	PD	1	1	5
35	06/17/12	7:38 PM	1	PD	1	1	14
36	07/03/12	11:30 AM	3	I	1	1	14
37	08/20/12	4:59 PM	2	PD	1	1	2
38	08/30/12	7:03 AM	5	I	1	1	14
39	09/14/12	2:58 PM	6	PD	1	1	5
40	09/17/12	3:49 PM	2	PD	1	1	5
41	10/11/12	7:30 PM	5	PD	3	1	14
42	11/05/12	4:09 AM	2	I	3	1	2

NORTH END BRIDGE ROTARY COLLISION DIAGRAM LEGEND AND DESCRIPTION
WEST SPRINGFIELD, MA

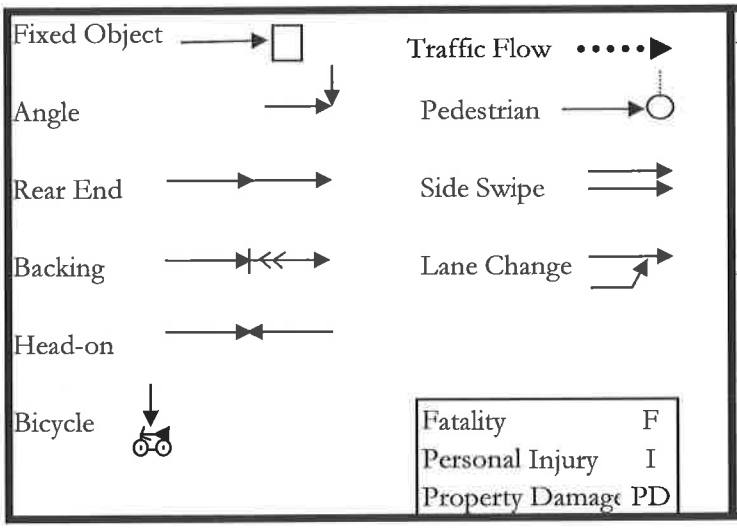

Light Condition (L)

1. Daylight
2. Dawn/Dusk
3. Darkness
4. Unknown

Road Condition (R)

1. Dry
2. Wet
3. Snow/Ice
4. Other

Pattern (P)

0. Not Known
1. Speed too fast
2. Single Vehicle Crash
3. Head On
4. Backing
5. Rear End
6. Improper Passing
7. Wrong side of road
8. Improper turning
9. Improper backing
10. Drunk Driver
11. Pedestrian violation
12. Backing
13. Sideswipe
14. Angle

Day

1 = Sunday, 2 = Monday, 3 = Tuesday…

No.	Date	Time	Day	Sev.	L	R	P	No.	Date	Time	Day	Sev.	L	R	P
1	01/04/10	2:03 PM	2	PD	1	1	13	31	09/02/11	9:18 PM	6	PD	3	1	5
2	01/08/10	4:10 PM	6	PD	1	1	14	32	09/02/11	11:12 AM	6	I	1	1	5
3	02/02/10	10:24 PM	3	I	3	1	2	33	09/06/11	3:26 PM	3	PD	1	1	14
4	03/19/10	5:20 PM	6	PD	1	1	14	34	09/15/11	1:57 PM	5	PD	1	1	14
5	04/08/10	8:11 PM	5	PD	3	1	5	35	09/21/11	4:12 PM	4	PD	1	1	5
6	04/16/10	8:29 PM	6	PD	3	1	13	36	09/29/11	6:02 PM	5	PD	2	1	13
7	04/21/10	7:50 PM	4	PD	3	1	14	37	10/19/11	5:33 PM	4	PD	2	2	5
8	05/17/10	11:27 AM	2	I	1	1	11	38	11/16/11	11:42 AM	4	PD	1	1	14
9	06/01/10	1:35 PM	3	PD	1	1	14	39	11/17/11	5:50 PM	5	PD	3	1	14
10	06/20/10	2:23 PM	1	PD	1	1	14	40	11/22/11	8:44 PM	3	PD	3	1	5
11	07/08/10	8:01 PM	5	PD	2	1	14	41	12/04/11	4:11 PM	1	PD	2	1	14
12	07/29/10	6:20 PM	5	PD	1	1	5	42	12/28/11	4:09 PM	4	PD	2	1	14
13	08/17/10	7:10 AM	3	PD	1	1	14	43	01/23/12	12:53 PM	2	PD	1	1	5
14	08/26/10	4:42 PM	5	PD	1	1	14	44	02/10/12	4:01 PM	6	PD	2	1	14
15	08/30/10	7:25 AM	2	PD	1	1	13	45	03/02/12	3:38 PM	6	PD	1	1	14
16	09/09/10	4:25 PM	5	PD	1	1	5	46	03/22/12	5:07 PM	5	I	2	1	14
17	09/14/10	6:55 AM	3	I	1	1	14	47	03/26/12	12:10 PM	2	I	1	1	5
18	09/21/10	11:22 AM	3	PD	1	1	2	48	04/28/12	4:58 PM	7	PD	1	1	5
19	10/04/10	5:36 PM	2	PD	2	1	14	49	05/30/12	9:05 PM	4	PD	3	1	14
20	11/27/10	6:30 PM	7	PD	3	1	13	50	06/30/12	12:06 PM	7	PD	1	1	5
21	12/01/10	4:23 PM	4	PD	2	1	5	51	07/12/12	3:55 PM	5	PD	1	1	14
22	12/11/10	4:05 PM	7	PD	2	1	13	52	07/28/12	8:58 PM	7	PD	3	1	5
23	04/21/11	2:39 AM	5	PD	3	1	13	53	08/04/12	4:25 PM	7	I	1	1	14
24	04/25/11	3:52 PM	2	PD	1	1	13	54	08/10/12	4:00 PM	6	PD	1	1	14
25	05/26/11	8:57 PM	5	PD	3	1	14	55	08/18/12	4:25 AM	7	PD	3	1	13
26	06/20/11	12:55 PM	2	PD	1	1	14	56	08/22/12	6:40 PM	4	PD	1	1	13
27	06/24/11	10:39 PM	6	PD	3	1	14	57	09/05/12	6:43 AM	4	I	2	1	14
28	07/18/11	2:04 PM	2	PD	1	1	13	58	09/10/12	4:24 PM	2	I	1	1	14
29	07/22/11	1:03 PM	6	PD	1	1	14	59	09/15/12	10:49 AM	7	PD	1	1	13
30	08/19/11	12:51 PM	6	PD	1	1	14	60	09/19/12	12:47 PM	4	PD	1	1	14

NORTH END BRIDGE ROTARY COLLISION DIAGRAM LEGEND AND DESCRIPTION
WEST SPRINGFIELD, MA

No.	Date	Time	Day	Sev.	L	R	P
61	09/19/12	4:04 PM	4	PD	1	1	13
62	09/21/12	7:37 PM	6	PD	2	1	13
63	09/30/12	5:08 PM	1	PD	1	1	14
64	10/01/12	7:42 AM	2	PD	1	1	5
65	10/19/12	10:57 AM	6	PD	1	1	5
66	10/31/12	6:46 AM	4	PD	2	1	14
67	11/16/12	3:20 PM	6	PD	1	1	14
68	03/22/12	5:07 PM	5	I	2	1	14
69	09/24/12	1:49 AM	2	PD	3	1	13
70	11/27/12	6:35 AM	3	PD	3	1	5
71	12/01/12	4:56 PM	7	PD	2	1	14
72	12/06/12	10:05 AM	5	PD	1	1	14
73	12/16/12	7:09 PM	1	PD	3	1	4
74	12/24/12	2:34 PM	2	PD	1	1	14
75	01/04/10	2:03 PM	2	PD	1	1	13
76	01/09/10	1:14 AM	7	PD	3	1	2
77	03/10/10	4:18 PM	4	PD	1	1	14
78	08/21/10	10:55 PM	7	I	3	1	2
79	09/03/10	10:59 AM	6	PD	1	1	5
80	05/16/11	9:37 PM	2	PD	3	2	5
81	07/31/11	9:40 PM	1	PD	3	1	14
82	09/01/11	5:44 PM	5	I	2	1	14
83	09/29/11	6:02 PM	5	PD	2	1	14
84	10/02/11	4:18 PM	1	PD	1	1	14
85	10/20/11	11:23 AM	5	PD	1	1	14
86	11/12/10	4:54 PM	6	I	1	1	11
87	09/22/10	10:09 PM	4	F	3	1	2

No.	Date	Time	Day	Sev.	L	R	P

MEMORIAL AVE AT BALDWIN STREET COLLISION DIAGRAM LEGEND AND DESCRIPTION
WEST SPRINGFIELD, MA

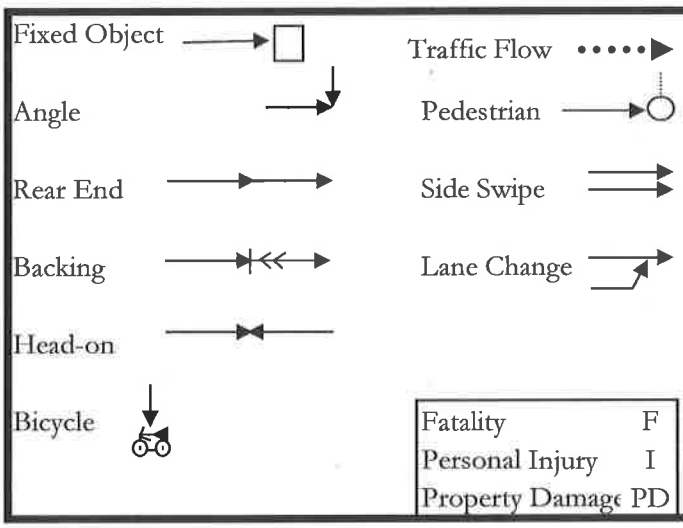

Light Condition (L)

1. Daylight
2. Dawn/Dusk
3. Darkness
4. Unknown

Road Condition (R)

1. Dry
2. Wet
3. Snow/Ice
4. Other

Pattern (P)

0. Not Known
1. Speed too fast
2. Single Vehicle Crash
3. Head On
4. Backing
5. Rear End
6. Improper Passing
7. Wrong side of road
8. Improper turning
9. Improper backing
10. Drunk Driver
11. Pedestrian violation
12. Backing
13. Sideswipe
14. Angle

Day

1 = Sunday, 2 = Monday, 3 = Tuesday…

No.	Date	Time	Day	Sev.	L	R	P
1	04/09/10	12:00 PM	6	I	1	1	14
2	06/10/11	1:43 PM	6	I	1	1	5
3	10/30/11	2:43 AM	1	PD	3	3	2
4	11/11/11	11:44 AM	6	PD	1	1	11
5	03/03/12	7:59 PM	7	PD	3	1	2
6	10/14/12	5:47 PM	1	PD	2	1	14
7	11/20/12	7:05 PM	3	I	3	1	14
8							
9							
10							
11							
12							
13							
14							
15							
16							
17							
18							
19							
20							
21							
22							
23							
24							
25							
26							
27							
28							
29							
30							

No.	Date	Time	Day	Sev.	L	R	P
31							
32							
33							
34							
35							
36							
37							
38							
39							
40							
41							
42							
43							
44							
45							
46							
47							
48							
49							
50							
51							
52							
53							
54							
55							
56							
57							
58							
59							
60							

RIVER STREET AT BALDWIN STREET COLLISION DIAGRAM LEGEND AND DESCRIPTION
WEST SPRINGFIELD, MA

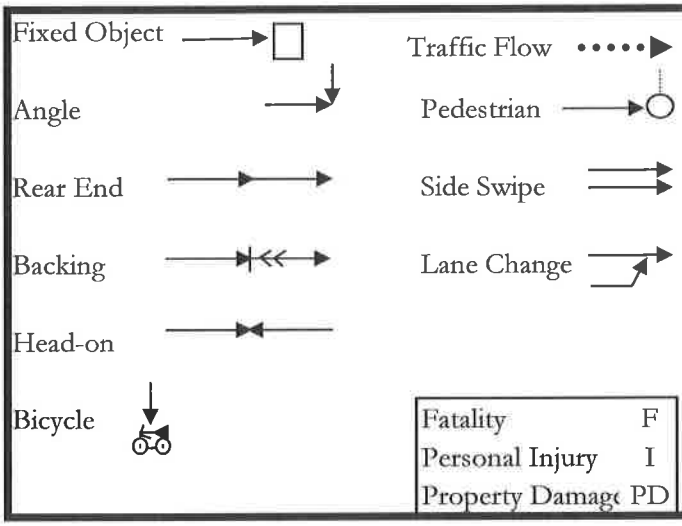

Light Condition (L)

1. Daylight
2. Dawn/Dusk
3. Darkness
4. Unknown

Road Condition (R)

1. Dry
2. Wet
3. Snow/Ice
4. Other

Pattern (P)

0. Not Known
1. Speed too fast
2. Single Vehicle Crash
3. Head On
4. Backing
5. Rear End
6. Improper Passing
7. Wrong side of road
8. Improper turning
9. Improper backing
10. Drunk Driver
11. Pedestrian violation
12. Backing
13. Sideswipe
14. Angle

Day

1 = Sunday, 2 = Monday, 3 = Tuesday…

No.	Date	Time	Day	Sev.	L	R	P
1	09/24/11	9:58 PM	7	PD	3	1	14
2	09/28/11	11:19 AM	4	PD	1	1	5
3							
4							
5							
6							
7							
8							
9							
10							
11							
12							
13							
14							
15							
16							
17							
18							
19							
20							
21							
22							
23							
24							
25							
26							
27							
28							
29							
30							

No.	Date	Time	Day	Sev.	L	R	P
31							
32							
33							
34							
35							
36							
37							
38							
39							
40							
41							
42							
43							
44							
45							
46							
47							
48							
49							
50							
51							
52							
53							
54							
55							
56							
57							
58							
59							
60							