



CONSTRUCT
AHEAD

TRANSPORTATION IMPROVEMENT PROGRAM

October 1, 2014 to September 2015,

FY 2015 METROPOLITAN PLANNING ORGANIZATION
PIONEER VALLEY REGION, MASSACHUSETTS

June 2014

TRANSPORTATION IMPROVEMENT PROGRAM (TIP)

2015 - 2018

FOR THE
METROPOLITAN PLANNING ORGANIZATION
PIONEER VALLEY REGION,
MASSACHUSETTS

Endorsed: June 18, 2014



This document was prepared under contract with the Massachusetts Department of Transportation. This report was funded in part through grant[s] from the Federal Highway Administration [and Federal Transit Administration], U.S. Department of Transportation. The views and opinions of the authors [or agency] expressed herein do not necessarily state or reflect those of the U. S. Department of Transportation

Table of Contents

- PREFACE 1**

- I. GENERAL SUPPORT INFORMATION 3**
 - FEDERAL AUTHORIZTION.....3
 - DEVELOPMENT OF THE TIP4
 - PROJECT SELECTION AND PROGRAMMING7
 - AMENDMENT/ADJUSTMENT OF THE TIP7
 - DESCRIPTION OF FUNDING SOURCES7
 - TRANSPORTATION SYSTEM OPERATING AND MAINTENANCE COSTS9

- II. PUBLIC PARTICIPATION SUMMARY AND CHANGES 11**

- III. FEDERAL COMPONENT 21**
 - PIONEER VALLEY MPO ENDORSEMENT.....21
 - CERTIFICATION OF THE 3-C PLANNING PROCESS25
 - FUNDING INFORMATION.....29

- IV. FEDERAL AID REGIONAL PROJECT LISTINGS 33**
 - ORGANIZATION OF PROJECT LISTINGS33
 - PROJECT CURRENTLY UNDER DESIGN AWAITING FUNDING (APPENDIX Z)44

- V. TRANSIT PROJECT LISTING FOR FFY 2015-2018..... 51**

- VI. STATEWIDE FEDERAL AID PROJECT LISTING..... 61**

- VII. PROJECT IMPLEMENTATION 87**

- VIII. AIR QUALITY CONFORMITY INFORMATION..... 91**

- APPENDICES 93**
 - APPENDIX A: MassDOT Targets95
 - APPENDIX B: Project Priority Evaluation Criteria Sample Sheet 101
 - APPENDIX C: Summary of Operation and Maintenance Expenditures 105
 - APPENDIX D: Metropolitan Planning Area (MPA) State and Local Consulted Agencies 109
 - APPENDIX E: MAP-21 Performance Management Information..... 113

PREFACE

The Pioneer Valley Region

The Pioneer Valley Region is comprised of 43 cities and towns covering approximately 1,180 square miles. Home to over 600,000 residents, the Pioneer Valley is the fourth largest metropolitan area in New England. The map on the following page references the Pioneer Valley Region and displays an outline of the principle highways throughout.

TIP Format and MPO Endorsement

The FFY 2015-2018 TIP has been prepared with completely separate components of the document that are subject to federal review and approval and components that are not. This distinction of a “federal component” was the firm position of the Massachusetts Department of Transportation (MassDOT) as a means to avoid potential problems with adequately satisfying federal financial constraint requirements with the non-federal aid component of the TIP. Although a non-federal component of the TIP is represented, it is understood that this component is not subject to Metropolitan Planning Final Rule 23 CMR 450 section 324, therefore federal review and approval is not required.

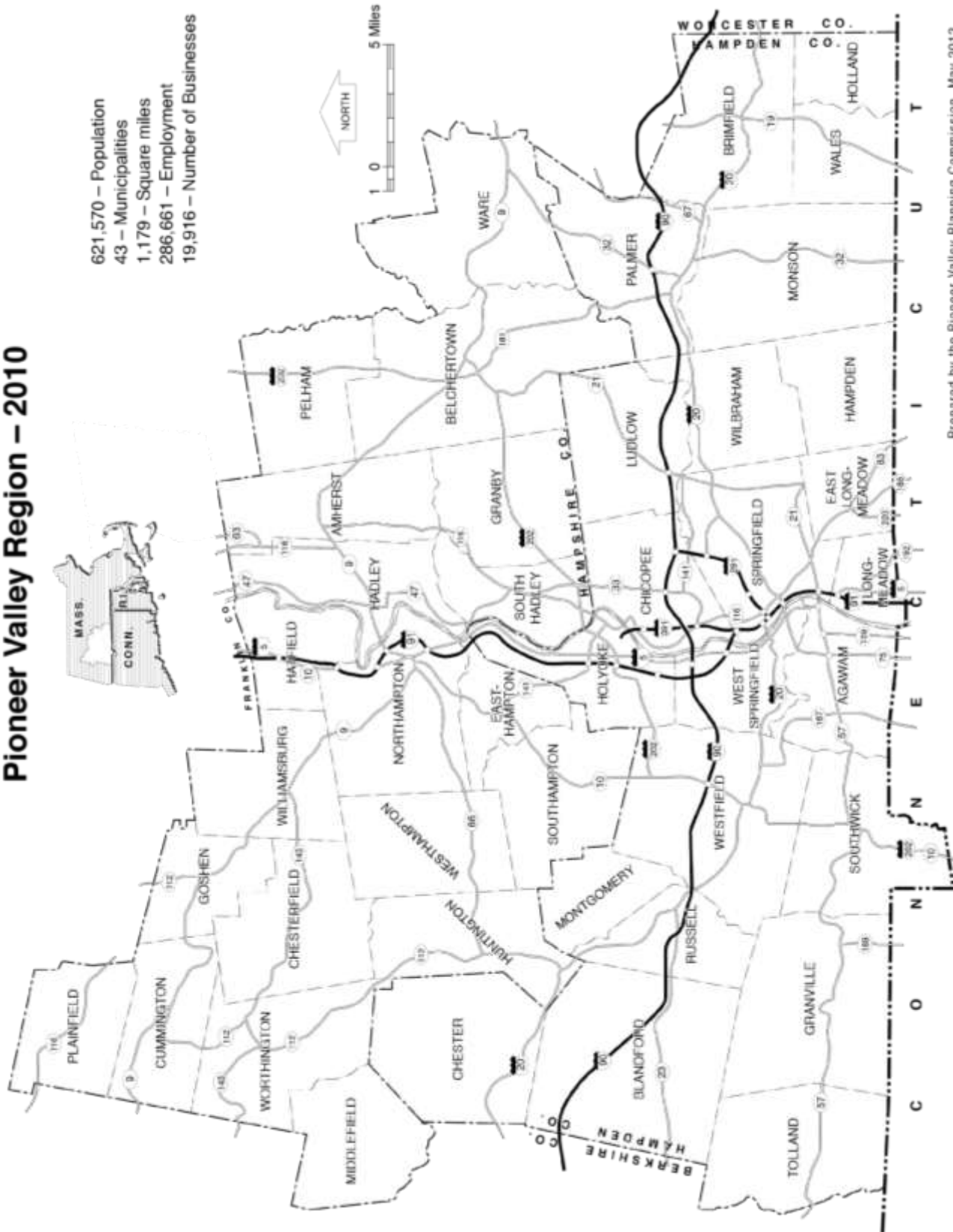
The non-federal component is provided for the benefit of the MPO and the constituent communities as a representation of an agreed upon listing of improvement projects to be undertaken entirely with state provided resources. All projects included in the Non Federal Aid (NFA) section of the TIP must be eligible to receive federal funds and be located on a functionally classified road. The separation of federal aid projects from non-federal aid projects by no means represents a lack of commitment by the state to fund all projects specifically programmed in the document. Assuming that adequate funds are available from federal and/or state sources, it can be fully expected that the following project listings can and will be implemented over the FFY 2015-2018 time frame. Pending federal guidance approving the inclusion of non-federal aid projects without secured bonded resources in each year, the TIP will be amended to reinstate all non-federal aid projects into the document endorsed for federal review and approval.

MassDOT Commitment to Funding all Designed and Permitted Projects

The MassDOT has committed to funding all transportation improvement projects that will be ready for advertisement in FFY 2015 and beyond. In response to this commitment, Pioneer Valley local officials in cooperation with regional and state officials from the MassHighway department and MassDOT have made a concerted effort to develop a TIP project listing that is truly representative of the projects that will realistically be ready for advertisement in FFY 2015. Funding targets for the Pioneer Valley Region have been issued by MassDOT identifying potential resources for each year of the TIP.

Pioneer Valley Region – 2010

621,570 – Population
 43 – Municipalities
 1,179 – Square miles
 286,661 – Employment
 19,916 – Number of Businesses



Drawn for the Pioneer Valley Planning Commission, May 2010

I. GENERAL SUPPORT INFORMATION

INTRODUCTION

The Transportation Improvement Program (TIP) is a requirement of the Metropolitan Transportation Planning Process as described in the Metropolitan Planning Final Rule 23 CFR 450 section 324. This regulation developed by the Federal Department of Transportation defines the Transportation Improvement Program as:

“A staged, multiyear, intermodal program of transportation projects which is consistent with the metropolitan transportation plan.”

The Pioneer Valley TIP is a four-year schedule of priority highway, bridge, transit, and multimodal projects identified by year and location complete with funding source and cost. The TIP is developed annually and is available for amendment and adjustment at any time. Each program year of the TIP coincides with the Federal Fiscal Year calendar, October 1 through September 30. All TIPs and amendments are consistent with the goals and objectives of the Regional Transportation Plan for the Pioneer Valley region. This TIP is financially constrained.

FEDERAL AUTHORIZATION

MAP-21, the Moving Ahead for Progress in the 21st Century Act (P.L. 112-141), was signed into law on July 6, 2012. Funding surface transportation programs at over \$105 billion for fiscal years (FY) 2013 and 2014, MAP-21 replaces SAFTEA-LU which was enacted in 2005. The 8 planning factors defined in SAFTEA-LU have been carried over into MAP-21.

MAP-21 is a milestone for the U.S. economy and the Nation’s surface transportation program. By transforming the policy and programmatic framework for investments to guide the system’s growth and development, MAP-21 creates a streamlined and performance-based surface transportation program and builds on many of the highway, transit, bike, and pedestrian programs and policies established in 1991.¹ (See Appendix E for additional information)

MAP-21 Performance Measures:

- Pavement conditions on the Interstate System and on remainder of the National Highway System (NHS)
- Performance of the Interstate System and the remainder of the NHS
- Bridge condition on the NHS
- Fatalities and serious injuries-both number and rate per vehicle mile traveled-on all public roads
- Traffic congestion
- On-road mobile source emissions
- Freight movement on the Interstate System

¹ <http://www.fhwa.dot.gov/map21/>

All projects in the TIP come from the conforming 2012 Regional Transportation Plan (RTP). All regionally significant projects included in the TIP were previously included in the air quality analysis completed for the conforming RTP. Because projects in the TIP come from the conforming RTP and all regionally significant RTP projects for 2015 through 2018 (both Federal and Non-Federal Aid) are programmed in the TIP, the same air quality analysis utilized for the RTP can be used for the TIP. Since most all of Massachusetts (with limited exceptions) was designated on 5/21/12 by the United States Environmental Protection Agency as “unclassifiable/attainment” for the latest ozone standard, a conformity determination for the Pioneer Valley 2015-2018 TIP is only required for Carbon monoxide. Further details and background information are provided on page 91.

DEVELOPMENT OF THE TIP

The Pioneer Valley Metropolitan Planning Organization (MPO) is responsible for developing the TIP. The MPO is comprised of ten members including four independently operating agencies and six locally elected officials:

Name	Title
Richard A. Davey	Secretary and CEO of the Massachusetts Department of Transportation
Francis DePaola	Administrator of the Massachusetts Department of Transportation Highway Division
Walter Gunn	Chairman of the Pioneer Valley Executive Committee
John Musante	Chairman of the Pioneer Valley Transit Authority Advisory Board
Mayor Domenic Sarno	Mayor of Springfield
Mayor Alexander Morse	Mayor of Holyoke
Mayor Richard Cohen	Mayor of Agawam
Mayor David Narkewicz	Mayor of Northampton
George Archible	Belchertown Board of Selectmen
Marcus Boyle	Hatfield Board of Selectmen

Alternates

Mayor Richard Kos	Mayor of Chicopee
Mayor Daniel M. Knapik	Mayor of Westfield
Vacant	Hadley Board of Selectmen
Vacant	Palmer Town Council
Aimee Burnham	Huntington Board of Selectmen

Ex-Officio

Pamela Stephenson	Federal Highway Administration (non-voting member)
Mary Beth Mello	Federal Transit Administration (non-voting member)
Steven Roberts	Economic Development Council of Western Massachusetts (non-voting member)
Mary MacInnes	Administrator of the Pioneer Valley Transit Authority (non-voting member)
James Czach	Chairman – Pioneer Valley Joint Transportation Committee (non-voting member)

As the lead planning agency for the MPO, the PVPC accepts the responsibility for developing the TIP in a cooperative process with members of the MPO and the general public. The final TIP is voted on for endorsement at a formal meeting of the MPO. The endorsed TIP project listing is included in the State Transportation Improvement Program (STIP) verbatim and requires endorsement by the Governor.

The MPO relies on a transportation advisory committee to carry out the cooperative process during TIP development. The Joint Transportation Committee (JTC) is a group of community appointed officials, MPO member representatives, public and private transportation providers, citizens, and special interest groups and agencies. The JTC establishes and recommends to the MPO procedures for submitting, prioritizing and selecting projects for the TIP. PVPC staff provides the technical support to conduct the TIP development activities for the JTC.

Below is a general outline of steps taken during the TIP development process.

- Project proponents (communities, MPO members, agencies) submit projects through the process outlined in Chapter 2 of the Massachusetts Project Development & Design Guidebook (2006)
- Projects are prioritized based on evaluation criteria by MPO staff, JTC representatives, and MHD staff, and MassDOT staff at a posted meeting open to all.
- The State (thru MassDOT) provides funding targets for all 13 Regional Planning Agencies in Massachusetts.
- JTC reviews and recommends projects by Transportation Evaluation Score (TEC) and readiness to the MPO.
- Draft TIP project listings are prepared by the MPO staff and distributed for review and comment to MPO members.
- MPO meets to make final decisions on the composition of the TIP and to recommend the Draft TIP for general public release as required by the MPO Public Participation Plan for the Pioneer Valley Region.
- Final Draft TIP is distributed for review, consultation and comment in accordance with the adopted MPO Public Participation Plan.
- Public meetings and news releases are conducted to promote public involvement and consultation.
- Comments are compiled and addressed where appropriate.
- Final TIP developed for the JTC's consideration and their recommendation to MPO.
- MPO meets to vote on final adjustments and endorsement of the TIP.
- Endorsed Regional TIPs are compiled by MassDOT to create the STIP.
- Secretary and CEO of MassDOT endorse the STIP (on behalf of the Governor) and submits the STIP to federal agencies for review and approval.
- Federally approved STIP is ready for state implementation (project advertisement).

Amendments and adjustments to the TIP are made on an as needed basis with the additional public review and input for formal amendments only.

CONGESTION MANAGEMENT PROCESS (CMP)

The Pioneer Valley Congestion Management Process (CMP) formerly the Congestion Management System (CMS) is an on-going, systematic process designed to improve transportation in the region by providing up to date information on the location, severity and extent

of congested corridors and intersections. Findings of the CMP report are used to assist in the selection of projects to be prioritized for TIP consideration, as well as assist in the prioritization of projects to be included in this document.

701 CMR 7.00 USE OF ROAD FLAGGERS AND POLICE DETAILS ON PUBLIC WORKS PROJECTS

701 CMR 7.00 (the Regulation) was promulgated and became law on October 3, 2008. Under this Regulation, the CMR is applicable to any public works project that is performed within the limits of, or that impact traffic on, any public road. The Municipal Limitation referenced in this Regulation is applicable only to projects where the Municipality is the Awarding Authority.

For all projects contained in the TIP, the Commonwealth is the Awarding Authority. Therefore, all projects must be considered and implemented in accordance with 701 CMR 7.00, and the Road Flagger and Police Detail Guidelines.

By placing a project on the TIP, the Municipality acknowledges that 701 CMR 7.00 is applicable to its project and design and construction will be fully compliant with this Regulation.

This information and additional information relative to guidance and implementation of the Regulation can be found at the following link on the MassDOT Highway Division website:

<http://www.MassDOT.state.ma.us/Highway/flaggers/main.aspx>

PROJECT PRIORITY CRITERIA AND SELECTION

MassDOT developed a process and set of criteria to prioritize the region's TIP projects which was modified and endorsed by the MPO. All projects included in the TIP have been evaluated and assigned a priority value or rating (See Appendix D). This process is used as a management tool to identify projects of regional priority and program them accordingly in the TIP.

PRIORITY CRITERIA

The Project Needs Form (PNF) is the first document completed at the start of the project development process. The PNF provides sufficient material to understand the transportation need(s), and results in one of the following three outcomes:

- Verification of the problem, need, or opportunity to enable it to move forward into design;
- Determination of the level of further project planning warranted; or,
- Dismissal of a project from further consideration.

The next step in the project development process involves summarizing the findings and direction defined in a Project Initiation Form (PIF) used by the Project Review Committee (PRC) and the MPO for project review and evaluation. The PIF will include the following information to be documented by the proponent:

- Project Type and Description, including locus map
- Summary of Project Planning Process
- Preliminary identification of the Project Category for review and programming purposes
- Definition of the proposed project management responsibility
- Definition of an interagency (including local boards) coordination plan

- Definition of a public outreach plan for the design process
- Project Need Form or Project Planning Report as an attachment
- Transportation Evaluation Criteria as an attachment

The Project Information Form and a detailed outline of the project priority evaluation criteria are presented in Appendix D.

PROJECT SELECTION AND PROGRAMMING

The project priority ratings were applied in conjunction with a project's anticipated advertisement schedule. The funding targets provided by the MassDOT to develop the four-year program of the TIP were applied for each year in order to develop this fiscally constrained document. A project was not considered for scheduling in a year earlier than its anticipated schedule regardless of the priority rating. For projects that are expected to be ready to go in the first year of the TIP the top priority projects for that year were funded under the federal aid categories, since these funds are most secure. Once the federal aid funds were completely programmed, non-federal aid funds were programmed to priority projects. This initial assignment procedure was applied to each year of the TIP and is subject to change as the TIP is developed and refined by members of the MPO and the JTC.

AMENDMENT/ADJUSTMENT OF THE TIP

For the purposes of project selection and programming, amendment or adjustment to the TIP can be conducted at any time. Amendment of the TIP consists of addition of a project not previously programmed, the advancement of a Year 3 project through Year 4 or a significant adjustment to project costs. Amendment requires formal MPO action, and must follow the requirements outlined in the Pioneer Valley Public Participation Plan (PPP). Additional information regarding the PPP can be found at <http://www.pvpc.org/content/pioneer-valley-public-participation-plan>

Program adjustments can be conducted without formal MPO action in order to minimize constraints on programming projects. Minor adjustments could include such actions as moving projects between Year 1 and Year 2, and minor fluctuations in project description, costs and funding source. This action can be accomplished through an agreed upon administrative action.

DESCRIPTION OF FUNDING SOURCES

Interstate Maintenance (IM) - Resurfacing, restoration and rehabilitation are eligible activities for maintaining Interstate facilities. Reconstruction is also eligible if it does not add capacity. However, high-occupancy-vehicle (HOV) and auxiliary lanes can be added. Funding: federal - 90 %, state - 10 %.

Surface Transportation Program (STP) - This program is for the maintenance and construction of the federal aid system, all roads other than those functionally classified as local or rural minor collectors. Funds may also be flexed for use on bridge, transit capital, and bike or trail facilities. A minimum amount of 10 percent must be set aside for both safety construction activities and for transportation enhancements. The remaining STP balance is for use throughout the state. Funding: federal - 80%, state - 20%.

Transportation Alternatives Program (TAP) - The TAP provides funding for programs and projects defined as transportation alternatives, including on- and off-road pedestrian and bicycle facilities, infrastructure projects for improving non-driver access to public transportation and

enhanced mobility, community improvement activities, and environmental mitigation; recreational trail program projects; safe routes to school projects; and projects for planning, designing, or constructing boulevards and other roadways largely in the right-of-way of former Interstate System routes or other divided highways. Funding: federal - 80%, state - 20%

Congestion Mitigation and Air Quality Improvement Program (CMAQ) - These funds are directed towards transportation projects and programs which reduce transportation-related emissions. These funds are to assist areas designated as nonattainment and maintenance under the Clean Air Act Amendments of 1990. These projects will contribute to meeting the attainment of National Ambient Air Quality Standards (NAAQS). Funding: federal - 80%, state - 20%.

Highway Safety Improvement Program (HSIP) – The HSIP requires a data-driven, strategic approach to improving highway safety on all public roads that focuses on performance. The goal of HSIP is to achieve a significant reduction in traffic fatalities and serious injuries on all public roads, including non-State-owned public roads and roads on tribal lands. Funding: federal - 80%, state - 20%. HSIP can be funded 90/10 and even 100% federal in certain circumstances.

Bridges (BR) - Funds the replacement or repair of structurally deficient or unsafe bridges in urban and rural areas. All bridges, both on and off the federal aid roadway system are eligible for funding. Funding: federal - 80%, state - 20%.

National Highway Performance Program (NHPP) - The NHPP provides support for the condition and performance of the National Highway System (NHS), for the construction of new facilities on the NHS, and to ensure that investments of Federal-aid funds in highway construction are directed to support progress toward the achievement of performance targets established in a State's asset management plan for the NHS. NHPP projects must be on an eligible facility and support progress toward achievement of national performance goals for improving infrastructure condition, safety, mobility, or freight movement on the NHS, and be consistent with Metropolitan and Statewide planning requirements. Funding: federal - 80%, state - 20%.

High Priority Projects (HPP) High Priority Projects are congressionally earmarked projects that have been deemed as a high priority for the state where the project is located. Funding: federal - 80%, state – 20%

Section 115 Funds Included in the Transportation bill as congressional earmarks, each year the earmarks are given a designated funding category. In FFY2005 the funding designation for these projects was Section 115 Funds. Funding: federal – 100%, state – 0%

Section 117 Funds Included in the Transportation bill as congressional earmarks, each year the earmarks are given a designated funding category. In FFY2006 the funding designation for these projects was Section 117 Funds. Funding: federal – 100%, state – 0%

Section 129 Funds Congressional Earmarks for FFY 2008. Funding: federal – 100%, state – 0%

Section 125 Funds Congressional Earmarks for FFY 2009. Funding: federal – 100%, state – 0%

In compliance with FHWA guidelines projects with federal earmarks are only programmed in the FY 2014 to FY 2017 TIP if the total funding is adequate for project implementation. The remaining earmarked projects will be included in appendix Z for informational and tracking purposes.

Non-Federal Aid (NFA) - This funding category contains all those projects not receiving federal funds. Various categories of state funding are included in this group including bikeways, State Aid

(Chapter 90), and highway construction and maintenance (Chapter 497). This category is included in the TIP for informational purposes only. Funding: federal - 0 %, state - 100 %.

Section 5339 Bus and Bus Facilities – (5309 SAFETEA-LU) Program provides capital funding to replace, rehabilitate, and purchases buses and related equipment and to construct bus related facilities. Funding: Federal - 80%, State - 20%

Section 5307 Capital - This program provides grants to Urbanized Areas¹ (UZA) for public transportation capital, planning, job access and reverse commute projects, as well as operating expenses in certain circumstances. These funds constitute a core investment in the enhancement and revitalization of public transportation systems in the nation's urbanized areas, which depend on public transportation to improve mobility and reduce congestion. Federal Share is 80% for Capital Assistance, 50% for Operating Assistance, and 80% for Americans with Disabilities Act (ADA) no-fixed-route paratransit service, using up to 10% of a recipient's apportionment.

Section 5310 - Section 10 pertains to transportation facilities meeting special needs of the elderly and disabled. Funds allocated under Section 16(b) (2) provide private non-profit corporations and associations with grants and loans to improve the mobility of the elderly and disabled. In Massachusetts, 16(b) (2) funds are administered at the state level by the MASSDOT. These funds typically are used for the purchase of capital items, including lift-equipped vans. Mobility Assistance Program (MAP) funds are intended for use by public agencies, such as municipal councils on aging and the Pioneer Valley Transit Authority (PVTA) to provide van service to elderly and/or disabled persons.

Section 5311 - These funds are made available exclusively for public transportation projects outside the urbanized areas. Both capital and operating expenses are eligible.

TRANSPORTATION SYSTEM OPERATING AND MAINTENANCE COSTS

The FFY 2015-2018 TIP is consistent with the Regional Transportation Plan (RTP) for the Pioneer Valley Region. Tables 1 and 2 presents the estimates outlined in the RTP of annual expenditures associated with operating and maintaining the transportation system. These estimates represent past expenditures and do not reflect costs associated with maintaining a constant level of system performance.

Table 1 Transportation Operating and Maintenance Expenditures

Total Available for Programming in the Pioneer Valley RTP	2012 - 2016	2017 - 2021	2022 - 2026	2027 - 2031	2032-2036	GRAND TOTAL
	Total	Total	Total	Total	Total	Total
	\$513,004,750	\$460,033,250	\$559,457,000	\$682,197,000	\$790,754,000	\$3,005,446,000
Major Infrastructure Projects	\$17,593,000	\$23,645,000	\$35,722,000	\$43,648,000	\$50,600,000	\$171,208,000
Federal Aid Bridge Projects	\$83,520,000	\$92,020,000	\$137,690,000	\$167,964,000	\$194,716,000	\$675,910,000
**NHS/IM Projects/NHPP	**\$267,222,000	**\$56,792,000	\$71,737,000	\$87,557,000	\$101,503,000	\$260,797,000
Statewide Maintenance	\$116,673,000	\$119,016,000	\$144,834,000	\$170,450,000	\$197,499,000	\$748,472,000
Regional Discretionary Funding	\$76,903,000	\$119,654,000	\$169,474,000	\$212,578,000	\$246,436,000	\$825,045,000
Total of Regional Discretionary and Major Infrastructure	\$94,496,000	\$143,299,000	\$205,196,000	\$256,226,000	\$297,036,000	\$996,253,000

**Includes \$231,625,000 for I-91 Viaduct, project will be funded from FFY 2014 to FFY 2017

Source: Regional Transportation Plan, updated 2012

Table 2 Transit Operating and Maintenance Expenditures

	2012-2016	2017-2021	2022-2026	2027-2031	2032-2036	TOTAL
State Contract Assistance	\$86,740,473	\$82,703,345	\$82,703,345	\$99,244,014	\$82,703,345	\$434,094,522
Local Assessments	\$36,233,817	\$40,995,238	\$46,382,349	\$52,477,371	\$59,373,329	\$235,462,104
5307 Federal Urbanized Area Formu	\$60,423,930	\$70,047,895	\$81,204,709	\$94,138,514	\$109,132,338	\$414,947,386
5310 Federal Elderly & Disabled	\$2,241,520	\$2,596,747	\$3,005,991	\$3,481,331	\$4,032,407	\$15,357,996
5311 Federal InterCity Bus Program	\$3,832,915	\$4,440,550	\$5,143,370	\$5,958,004	\$6,902,350	\$26,277,189
5316 Federal JARC Program	\$1,875,643	\$2,166,000	\$2,496,000	\$2,878,000	\$3,322,000	\$12,737,643
5317 Federal New Freedom Program	\$1,243,108	\$1,435,000	\$1,651,000	\$1,901,000	\$2,193,000	\$8,423,108
Farebox	\$34,140,525	\$38,626,871	\$43,702,759	\$49,445,660	\$55,943,226	\$221,859,040
Advertising, other revenue	\$5,525,631	\$7,052,261	\$9,000,671	\$11,487,391	\$14,661,145	\$47,727,099
Available for Programming in Pioneer Valley RTP	\$232,257,563	\$250,063,907	\$275,290,194	\$321,011,284	\$338,263,139	\$1,416,886,088

	2012-2016	2017-2021	2022-2026	2027-2031	2032-2036	TOTAL
RTACAP & RTAFCAP Programs	\$11,412,595	\$14,864,628	\$16,351,091	\$17,986,200	\$19,784,821	\$80,399,336
RTA Fleet Acquisition Program	\$0	\$545,292	\$749,777	\$824,754	\$907,230	\$3,027,052
ITC CAP Program	\$600,000	\$0	\$0	\$0	\$0	\$600,000
Federal matching grants (80% of proj	\$48,050,380	\$61,639,682	\$68,403,471	\$75,243,818	\$82,768,200	\$336,105,552
TOTAL Transit Capital Funds Available for Programming in Pioneer Valley RTP	\$60,062,975	\$77,049,602	\$85,504,339	\$94,054,773	\$103,460,250	\$420,131,940

Source: Regional Transportation Plan, updated 2012

II. PUBLIC PARTICIPATION SUMMARY AND CHANGES

The DRAFT FFY 2015-2018 TIP underwent a public review and comment period consistent with the Pioneer Valley Metropolitan Planning Organizations Public Participation Process. This began May 2, 2014 and continued until June 16, 2014. During this time, comments were received from communities, JTC, PVTA, PVPC, MHD District offices and MassDOT. Below is a summary of the comments received during the public review and comment period.

Comment By	Project	Comment	Date Received	Action Taken
MassDOT - OTP	603730	Move Statewide TAP funds for West Springfield CT Riverwalk from FFY16 to FFY 15 per MassDOT TAP list	5/5/14	Funding moved
MassDOT	602912	Move Statewide CMAQ funds for Chicopee Riverwalk from FFY16 to FFY18 per MassDOT CMAQ list	5/5/14	Funding Moved
MassDOT	602911	Increase Statewide CMAQ funds available for CT Riverwalk in Chicopee from \$2,400,000 to \$3,261,288 per MassDOT CMAQ list	5/5/14	Funding increased
MassDOT	605384	Add Bridge in FFY 2017 in Agawam and West Springfield Route 147 over the Westfield River (including intersections) for \$14,757,120 per MassDOT bridge list	5/5/14	Project added
MassDOT	607939	Add Bridge in FFY18 in Cummington Route 9 over Westfield River for \$300,000	5/5/14	Project added
MassDOT	607560	Add Interstate Maintenance in FFY18 in Chicopee and Holyoke on I-391 for \$10,911,130	5/5/14	Project added
PVPC	Air Quality write up	Page 84 updated last paragraph to reflect current Air Quality status for Pioneer Valley and merged last two paragraphs into one.	5/12/2014	Updated Paragraph
PVPC	604203	FFY 2017 HSIP programmed for project was false low, corrected links to ensure project fully funded	5/21/2014	Project Cost Corrected
PVTA	Westfield ITC	Move Section 115 funds originally programmed in FFY 2012 into FFY 2015	5/27/2014	Funding moved
PVTA	5307 Funds	Move Section 5307 (Bus Purchase) from FFY 2015 into FFY 2014 for August bus purchase	5/27/2014	Funding moved
MassDOT – D2	605222	Update Project total in FFY2015 from \$4,233,000 to \$4,402,230	5/21/2014	Project Cost Updated
MassDOT – D2	605222	Total of STP, CMAQ and TAP for Project #605222 is \$4,402,320 (not \$4,233,000 as currently shown).	6/5/2014	Project Cost Updated
MassDOT – D2	607896	Project # should be 607869, not 607896	6/5/2014	ID Corrected

MassDOT – D2	606663	Project #606663 - Design status is PS&E (not 75% as currently shown)	6/5/2014	Status Updated
MassDOT – D2	604035	Project #604035 - Hadley - Design Public Hearing is scheduled for 6/9/2014	6/5/2014	Status Updated
MassDOT – D2	607515	Should Project #607515, District 2 - Systematic Bridge Maintenance at Various Locations (2015) be listed here? It's on the OTP Statewide List for \$1,849,536 in Total Programmed Funds (NHPP).	6/5/2014	Project Added
MassDOT – D2	607453	Total Programmed Funds for #607453 should be \$800,000 per OTP Statewide List, not \$531,250 as currently shown.	6/5/2014	Funding Updated
MassDOT – D2	605066	Project #605066, Northampton - Design is at 75% (not 25% as currently shown)	6/5/2014	Status Updated
MassDOT – D2	603730	Per OTP Statewide List, Project #603730, West Springfield CT Riverwalk, should be listed in FY15 for \$1,640,736 in STP-TE Total Programmed Funds.	6/5/2014	Project Moved
MassDOT – D2	605385	Total of STP and CMAQ for Project #605385 is \$1,976,000 (not \$1,922,170 as currently shown).	6/5/2014	Funding Updated
MassDOT – D2	607524	Per OTP 2016 FA Bridge List, the cost for "#604626" (which should be #607524) is \$2,477,738 (not \$3,115,152 as currently shown).	6/5/2014	Project Corrected
MassDOT – D2	604626	Project #604626 - I believe this project # and description are incorrect. Even though OTP's FA Bridge List shows this Project #, their list description shows only the Belchertown and Warren Bridges - that project # is #607524 (which also matches Project Info).	6/5/2014	Project Corrected
MassDOT – D2	607516	Should Project #607516, District 2 - Systematic Bridge Maintenance at Various Locations (2016) be listed here? It's on the	6/5/2014	Project Added

		OTP Statewide List for \$1,849,978 in Total Programmed Funds (NHPP).		
MassDOT – D2	606577	Total Programmed Funds per OTP IM list is \$11,597,040 for Project #606577, not \$11,469,600 as currently listed.	6/5/2014	Funding Updated
MassDOT – D2	607036	Should Project #607036, District 2 - ADA Retrofits at Various Locations be listed in Section 1D? It's on the OTP Statewide List for \$740,000 in Total Programmed Funds (STP-Flex)?	6/5/2014	Funding Added
MassDOT – D2	607001	Should Project #607001, District 2 - Stormwater Retrofits at Various Locations be listed in Section 1D? It's on the OTP Statewide List for \$1,500,000 in Total Programmed Funds (STP-Flex)?	6/5/2014	Funding Added
MassDOT – D2	603730	Project #603730 is in FY16 on the Draft TIP, but it is in FY15 on OTP's Statewide List.	6/5/2014	Project Moved
MassDOT – D2	606450	Project #606450, Holyoke - Per OTP List, Total Programmed Statewide CMAQ funds are \$1,564,867, not \$1,504,680 as currently shown.	6/5/2014	Funding Updated
MassDOT – D2	603477	Project #603477, Southwick - Per OTP List, Total Programmed Statewide CMAQ funds are \$3,617,872, not \$2,160,000 as currently shown.	6/5/2014	Funding Updated
MassDOT – D2	606555	Project #606555, Northampton - Per OTP List, Total Programmed Statewide CMAQ funds are \$2,874,896, not \$2,917,000 as currently shown.	6/5/2014	Funding Updated
MassDOT – D2	603783	Project #603783, Westfield - This project is NOT included in the OTP List for SW-TAP funding.	6/5/2014	Funding Removed
MassDOT – D2	602912	Project #602912, Chicopee - This project is NOT included in the OTP List for SW-TAP	6/5/2014	Funding Moved

		funding. It is shown in FY2018 on the OTP list for CMAQ funding for \$2,273,911 in Total Programmed Funds.		
MassDOT – D2	602911	Project #602911, Chicopee - Per OTP List, Total Programmed Statewide CMAQ funds are \$3,261,288, not \$2,400,000 as currently shown.	6/5/2014	Funding Updated
MassDOT – D2	602911	Project #602911, Chicopee - Design status is 25%, not Pre-25% as currently shown.	6/5/2014	Status Updated
MassDOT – D2	606445	Project #606445, Longmeadow, is at 75%, not 25% as currently shown.	6/5/2014	Status Updated
MassDOT – D2	607502	Project #607502, Northampton: * Project Description is cut off; * Should the funding be STP in Section 1A, not CMAQ as currently shown?	6/5/2014	Formatting Corrected
MassDOT – D2	604203	Project #604203, Agawam - Total of HSIP & CMAQ funds shown is \$1,004,008 not \$1,620,000.	6/5/2014	Funding Corrected
MassDOT – D2	606445	Project #606445, Longmeadow, is at 75%, not 25% as currently shown.	6/5/2014	Status Updated
MassDOT – D2	607528	project #607528, Amherst - * OTP list shows Funding Source as STP-BR-OFF * OTP Total Programmed Funds = \$2,644,040 not \$2,075,304 as currently shown.	6/5/2014	Funding Updated
MassDOT – D2	607517	Should Project #607517, District 2 - Systematic Bridge Maintenance at Various Locations be listed in Year 2017 Section 1D? It's on the OTP Statewide List for \$1,849,963 in Total Programmed Funds (NHPP)?	6/5/2014	Funding Added
MassDOT – D2	605384	Should Project #605384, Agawam/West Springfield Bridge Reconstruction, A-05-002=W-21-014, Route 147 over the Westfield River & Intersection & Signal Improvements	6/5/2014	Funding Added

		@ 3 Locations be listed in Year 2017 Section 1B? It's on the OTP Statewide List for \$14,757,120 in Total Programmed Funds (NHPP)?		
MassDOT – D2	607474	Project #607474, Granby/South Hadley - OTP List shows \$1,712,794, not \$1,585,920 as currently shown.	6/5/2014	Funding Updated
MassDOT – D2	607430	Project #607430, Longmeadow is at 75%, not 25% as currently shown.	6/5/2014	Status Updated
MassDOT – D2	607959	Should Project #607959, District 2 - Systematic Bridge Maintenance at Various Locations be listed in FY2018? It's on the OTP Statewide List for \$1,624,800 in Total Programmed Funds?	6/5/2014	Funding Added
FHWA	TIP Document	Page 17, Paragraph 2. Please update the language in this paragraph to reflect the most recent certification review.	6/12/2014	Language Updated
FHWA	Table 5	Table 5. The total at the bottom of the table (\$171,880,221) does not account for TAP funds. Please check the formulas used in the table to make sure they are correct. Should also check the rest of the tables in the document.	6/12/2014	Formulas Corrected
FHWA	TIP Document	Page 83, First Paragraph. This paragraph states that a conformity determination for the 2015-2018 TIP is not required. However, PVPC is actually required to make a conformity determination for CO in this TIP. See below emails for further clarification on this.	6/12/2014	Language Updated
FHWA	TIP Document	Page 84, Last Paragraph. Please change “2014-2017” to “2015 to 2018”.	6/12/2014	Language Updated
MassDOT-OTP	TIP Document	Change footer to read 2015-2018 instead of 2014-2017	6/16/2014	Footers updated
MassDOT	TIP Document	Change TIP comment period closing date to the extension of June 16	6/16/2014	Date updated

MassDOT	TIP Document	Keep fonts consistent, for example TEC Score is different	6/16/2014	Fonts updated
MassDOT	605222	2015: Change total STP, CMAQ, and TAP to \$4,402,320	6/16/2014	Cost updated
MassDOT	607869	2015: Change project ID from 607896 to 607869	6/16/2014	ID changes
MassDOT	606663	2015: Update design status to PSE	6/16/2014	Status updated
MassDOT	607515	2015: Add 607515 District 2 Systematic Bridge maintenance at various locations for \$1,849,536	6/16/2014	Project added
MassDOT	607453	2015: Change total programmed to \$800,000	6/16/2014	Funding updated
MassDOT	605066	2015: Updated design of Northampton to 75%	6/16/2014	Status updated
MassDOT	603730	2015: Per OTP Statewide list West Springfield CT Riverwalk should be funded in FFY 2015	6/16/2014	Project moved
MassDOT	605385	2016: STP and CMAQ total should be \$1,976,000	6/16/2014	Funding updated
MassDOT	604626	2016: Project 604626 – Project # and description are incorrect. It should be 607524 and include only Belchertown and Warren Bridges	6/16/2014	Project updated
MassDOT	607516	2016: Add NHPP District 2 – Systematic Bridge maintenance various locations	6/16/2014	Funding added
MassDOT	606577	2016: Update funding amount to \$11,597,040	6/16/2014	Funding updated
MassDOT	607036	2016: Add District 2 ADA Retrofits at various locations for \$740,000	6/16/2014	Funding added
MassDOT	607001	2016: Add District 2 Stormwater Retrofits at various locations for \$1,500,000	6/16/2014	Funding added
MassDOT	603730	2016: Move project from FY16 to FY15 per SW list	6/16/2014	Funding moved
MassDOT	606450	2016: Change fund amount for Holyoke Statewide CMAQ to \$1,564,867 per SW CMAQ list	6/16/2014	Funding updated
MassDOT	603477	2016: Change fund amount for Southwick per Statewide list \$3,617,872	6/16/2014	Funding updated
MassDOT	606555	2016: Change fund amount for Northampton per Statewide list \$2,784,896	6/16/2014	Funding updated

MassDOT	603783	2016: This project Westfield Greenway Center is not included in the Statewide TAP list	6/16/2014	Funding removed
MassDOT	602912	2016: Move Chicopee project to FY2018 per SW CMAQ list	6/16/2014	Funding moved
MassDOT	602911	2016: Change fund amount for Chicopee per Statewide CMAQ list to \$3,261,288	6/16/2014	Funding updated
MassDOT	602911	2016: Update design status to 75%	6/16/2014	Status updated
MassDOT	606445	2017: Update design status to 75%	6/16/2014	Status updated
MassDOT	607502	2017: Northampton description gets cut off. Funding should be STP	6/16/2014	Project updated
MassDOT	604203	2017: Change funds for Agawam to total HSIP and CMAQ to \$1,004,008	6/16/2014	Project funding corrected
MassDOT	606445	Update Longmeadow design status to 75%	6/16/2014	Updated status
MassDOT	607528	2017: Amherst should be listed STP-BR-OFF for \$2,644,040	6/16/2014	Funding updated
MassDOT	607517	2017: Add District 2 Systematic bridge maintenance at various locations for \$1,849,963	6/16/2014	Funding added
MassDOT	605384	2017: Should be listed in 1B for \$14,757,120 in NHPP funds	6/16/2014	Funding moved
MassDOT	607474	2017: Project should be listed for \$1,712,794	6/16/2014	Funding updated
MassDOT	607430	2017: Change design status to 75%	6/16/2014	Status updated
MassDOT	607959	2018 Project should be listed for \$1,624,800	6/16/2014	Funding moved
MassDOT	602912	2018:Chicopee Riverwalk should be listed in 2018 section 1D for \$2,273,911 not in 2016	6/16/2014	Funding moved
MassDOT	TIP Document	Page 79: Change text to read “in Table 18”	6/16/2014	Text updated

In addition to the above changes, the Pioneer Valley Transit Authority requested that the following be included: The Pioneer Valley Transit Authority, the FTA Section 5307(c) applicant, has consulted with the Pioneer Valley Planning Commission and concurs that the TIP satisfies the public hearing requirements that pertain to the development of the Program of Projects for regular Section 5307, Urbanized Area Formula Program, grant application including the provision for public notice and the time established for public review and comment.

For FTA projects that are not routine; i.e. Section 5307 applications that required environmental assessment or an environmental impact statement, the public involvement provided herein for TIP review is not sufficient. Additional public involvement will be required by FTA prior to grant approval, as presented in the joint FHWA/FTR environmental regulations, 23 CFR-Part 771.

The Federal Aid (FA) and Non-Federal Aid (NFA) elements were separated into two components. The FA component of the TIP was endorsed by the MPO and the NFA component is included in the main body of the TIP, however, is not subject to federal planning rules.

III. FEDERAL COMPONENT

PIONEER VALLEY MPO ENDORSEMENT

PIONEER VALLEY MPO ENDORSEMENT SHEET

The signatures below signify that all members of the Pioneer Valley Region's Metropolitan Planning Organization, or their designees, have met on June 18, 2014 and discussed the following item for endorsement: The Pioneer Valley Region's Federal Fiscal Year 2015 - 2018 Transportation Improvement Program (TIP)

Massachusetts Department of Transportation (Mass DOT)

I, Secretary of the Massachusetts Department of Transportation, hereby
 Endorse Do Not Endorse the above referenced item.


Richard Davey
Secretary & CEO Mass DOT 6/18/14
Date


Massachusetts Department of Transportation Highway Division

I, Administrator of the Highway Division of MassDOT, hereby
 Endorse Do Not Endorse the above referenced item.


Frank DePaola 06/18/14
Highway Administrator, Mass DOT Date


Pioneer Valley Planning Commission (PVPC)

I, Chair of the Pioneer Valley Planning Commission, hereby
 Endorse Do Not Endorse the above referenced item.


Walter Gurn 6/18/14
Chair - PVPC Date

Pioneer Valley Transit Authority (PVTA)

I, Administrator of the Pioneer Valley Transit Authority, hereby
 Endorse Do Not Endorse the above referenced item.


John Musante 6/18/14
Chair - PVTA Date

City of Chicopee

I, Mayor of the City of Chicopee, hereby
 Endorse Do Not Endorse the above referenced item.

Richard Kos _____
Mayor-Chicopee Date

FFY 2015-2018 Transportation Improvement Program

City of Holyoke

I, Mayor of the City of Holyoke, hereby

Endorse Do Not Endorse the above referenced item.


Alex Morse
Mayor-Holyoke

Date

City of Northampton

I, Mayor of the City of Northampton, hereby

Endorse Do Not Endorse the above referenced item.


David Narkewicz
Mayor-Northampton

6-18-14

Date

City of Agawam

I, Mayor of the Town of Agawam, hereby

Endorse Do Not Endorse the above referenced item.


Richard Cohen
Mayor-Agawam

Date

Town of Belchertown

I, Board of Selectmen member of the Town of Belchertown, hereby

Endorse Do Not Endorse the above referenced item.


George Archibie
Selectman-Belchertown

6/18/14

Date

Town of Hatfield

I, Board of Selectmen member of the Town of Hatfield, hereby

Endorse Do Not Endorse the above referenced item.


Marcus Hoyle
Selectman-Hatfield

18/20/14

Date

CERTIFICATION OF THE 3-C PLANNING PROCESS

In accordance with the Metropolitan Planning Final Rule, the Pioneer Valley MPO has completed its review and hereby certifies that the conduct of the 3-C Transportation Planning Process complies with the requirements of CFR 450.334 and includes activities to support the development and implementation of this TIP, the Regional Transportation Plan, and subsequent project development activities, as necessary and to the degree appropriate.

To reinforce this self certification, the Federal Highway Administration (FHWA) and the Federal Transit Administration (FTA) conducted a certification review of the Pioneer Valley MPO planning process in December 2011. The two day on-site review was preceded by a desk audit of the major planning documents completed as part of the planning process. Based on the certification review, the transportation planning process for the Pioneer Valley region was found to substantially meet the requirements of 23 CFR 450 Subpart C and 49 CFR 613.

PIONEER VALLEY MPO ENDORSEMENT SHEET

The signatures below signify that all members of the Pioneer Valley Region's Metropolitan Planning Organization, or their designees, have met on June 18, 2014 and discussed the following item for endorsement:

CERTIFICATION OF THE 3C PLANNING PROCESS

Concurrent with the submittal of the proposed TIP to the FHWA and the FTA, the MPO shall certify that the metropolitan transportation planning process is being carried out in accordance with all applicable requirements including:

1. 23 U.S.C. 134, 49 U.S.C. 5303, and this subpart;
2. In non-attainment and maintenance areas, sections 174 and 176 (c) and (d) of the Clean Air Act, as amended (42 U.S.C. 7504, 7506 (c) and (d)) and 40 CFR part 93;
3. Title VI of the Civil Rights Act of 1964, as amended (42 U.S.C. 2000d-1) and 49 CFR part 21;
4. 49 U.S.C. 5332, prohibiting discrimination on the basis of race, color, creed, national origin, sex, or age in employment or business opportunity;
5. Section 1101(b) of the SAFETEA-LU (Pub. L. 109-59) and 49 CFR part 26 regarding the involvement of disadvantaged business enterprises in USDOT funded projects;
6. 23 CFR Part 230, regarding the implementation of an equal employment opportunity program on Federal and Federal-aid highway construction contracts;
7. The provisions of US DOT and of the Americans with Disabilities Act of 1990 (42 U.S.C. 12101 et seq.) and 49 CFR parts 27, 37, and 38;
8. The Older Americans Act, as amended (42 U.S.C. 6101), prohibiting discrimination on the basis of age in programs or activities receiving Federal financial assistance;
9. Section 324 of title 23 U.S.C. regarding the prohibition of discrimination based on gender; and
10. Section 504 of the Rehabilitation Act of 1973 (29 U.S.C. 794) and 49 CFR part 27 regarding discrimination against individuals with disabilities.
11. Anti-lobbying restrictions found in 49 USC Part 20. No appropriated funds may be expended by a recipient to influence or attempt to influence an officer or employee of any agency, a Member of Congress, in connection with the awarding of any Federal contract.

2015 3C Self Certification

Massachusetts Department of Transportation (Mass DOT)

I, Secretary of the Massachusetts Department of Transportation, hereby

Endorse Do Not Endorse the above referenced item.


Richard Davey
Secretary & CEO Mass DOT

6/18/14
Date

Massachusetts Department of Transportation Highway Division

I, Acting Administrator of the Highway Division of MassDOT, hereby

Endorse Do Not Endorse the above referenced item.

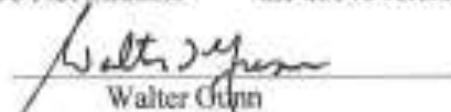

Frank DePaola
Highway Administrator, Mass DOT

06/19/14
Date

Pioneer Valley Planning Commission (PVPC)

I, Chair of the Pioneer Valley Planning Commission, hereby

Endorse Do Not Endorse the above referenced item.



Walter Dunn
Chair - PVPC

6/18/14
Date

Pioneer Valley Transit Authority (PVTA)

I, Administrator of the Pioneer Valley Transit Authority, hereby

Endorse Do Not Endorse the above referenced item.


John Musante
Chair - PVTA

6/18/14
Date

City of Chicopee

I, Mayor of the City of Chicopee, hereby

Endorse Do Not Endorse the above referenced item.

Richard Kos

Date

City of Holyoke

I, Mayor of the City of Holyoke, hereby

Endorse Do Not Endorse the above referenced item.

Alex Morse
Mayor-Holyoke

Date

FFY 2015-2018 Transportation Improvement Program

City of Holyoke

I, Mayor of the City of Holyoke, hereby

Endorse Do Not Endorse the above referenced item.


Alex Morse
Mayor-Holyoke

Date

City of Northampton

I, Mayor of the City of Northampton, hereby

Endorse Do Not Endorse the above referenced item.



David Narkewicz
Mayor-Northampton

6-18-14
Date

City of Agawam

I, Mayor of the Town of Agawam, hereby

Endorse Do Not Endorse the above referenced item.


Richard Cohen
Mayor-Agawam

Date

Town of Belchertown

I, Board of Selectmen member of the Town of Belchertown, hereby

Endorse Do Not Endorse the above referenced item.




George Archible
Selectman-Belchertown

6/18/14
Date

Town of Hatfield

I, Board of Selectmen member of the Town of Hatfield, hereby

Endorse Do Not Endorse the above referenced item.



Marcus Boyle
Selectman-Hatfield

18 Jan /14
Date

FUNDING INFORMATION

FEDERAL AID FUNDING TARGETS

The MassDOT provided the revised PVPC federal aid highway funding targets and CMAQ targets for the region on February 24, 2014. The targets are provided for FFYs 2015 through 2018 and represent both the federal aid portion and respective state match.

Federal financial resources for transit are projected using appropriated amounts provided by the FTA for the funding categories of Sections 5307 and 5311. Section 5309 funds are based on estimates of what will be reasonably available. Due to the discretionary nature of these categories, project line items are maintained in the fourth year of the TIP until an actual grant award is tendered. Section 5310 is programmed through the state and is awarded on a discretionary basis. Projections are based on past experience and the funding level provided by the State.

FEDERAL AID FINANCIAL CONSTRAINT

The federal aid element of the TIP is financially constrained according to the definition in Federal Register 23 CFR Part 450.324. The federal aid projects programmed for this region reasonably meet the federal aid funding targets provided for the region. Only projects for which funds can reasonably be expected have been included. Table 3 shows both these target amounts and the amounts programmed for highway projects during fiscal years 2015-2018. Projects that are not charged against the funding targets are not presented in the table. These projects include: Statewide items; and special funding projects. Table 4 shows the projected transit funds for FFY 2015 – 2018.

Projects using Target funds were inflated 4% per year starting in FFY2016 in order to reflect year of expenditure (YOE).

Table 3 Federal Highway Financial Plan

Fiscal Year	2015	2016	2017	2018
STP Target	\$11,434,853	\$13,602,583	\$13,886,190	\$13,886,190
STP Programmed	\$11,431,071	\$13,602,583	\$13,309,487	\$13,739,315
CMAQ Target	\$4,053,720	\$3,378,100	\$3,378,100	\$3,378,100
CMAQ Programmed	\$4,053,720	\$3,376,169	\$3,378,100	\$3,378,100
HSIP Target	\$1,201,102	\$1,080,992	\$1,080,992	\$1,080,992
HSIP Programmed	\$1,201,102	\$1,080,992	\$1,080,992	\$1,080,992
TAP Target	\$473,939	\$809,741	\$526,134	\$526,134
TAP Programmed	\$473,939	\$809,741	\$526,134	\$526,134
Total Available Funds	\$17,163,853	\$18,871,416	\$18,871,416	\$18,871,416
Total Programmed Funds	\$17,159,832	\$18,869,485	\$18,294,713	\$18,724,541

The funding targets were programmed to projects according to project priority rating. Projects were programmed slightly beyond the program target with the understanding that the targets are not earmarks and program levels are expected to fluctuate.

The TIP reflects an emphasis on the maintenance and operation of the current transportation system with the ability to provide capital improvements. The federal aid program for each year consists of almost entirely of maintenance projects for the present transportation system.

The transit program outlined in Table 4 represents both apportioned items as well as discretionary items. The total programmed amount represents both the federal, state and local contributions.

Table 4 Federal Transit Financial Plan

Funding / Fiscal Year	2015	2016	2017	2018
5307	\$15,767,558	\$14,246,207	\$14,532,555	\$15,212,214
5339	\$3,105,795	\$970,636	\$1,023,173	\$1,033,404
5309	0	\$0	\$0	\$0
5317	0	\$0	\$0	\$0
5310	\$126,078	\$0	\$0	\$0
5311	0	\$0	\$0	\$0
SOGR	\$0	\$20,140,539	0	0
Other Non Federal Aid	\$2,971,471	\$11,100,000	\$45,930,980	\$2,603,086
Total	\$21,970,902	\$46,457,382	\$62,930,980	\$18,848,704
State Contract Assistance (SCA)	\$22,980,428	\$23,680,558	\$24,372,872	\$25,082,494

The transit projects programmed focus on maintaining and operating the present system while implementing the recommendations of the Comprehensive Service Analysis (CSA) completed in the spring of 2014. For more information regarding the CSA please go to PVTA website. www.pvta.com .

IV. FEDERAL AID REGIONAL PROJECT LISTINGS

The following is a complete listing of the Pioneer Valley Federally Funded Transportation Improvement Projects for Fiscal Years 2015 - 2018.

ORGANIZATION OF PROJECT LISTINGS

Each project in the TIP contains the following information:

MassDOT Project ID - Project identification numbers given by the Massachusetts Highway Department.

MassDOT Project Description – Includes Town or city in which a project is located, and a description of work to be funded under the project.

MassDOT District – The MassDOT sub-Region where the project is located, for PVMPO projects will be in either District 1 or District 2.

Funding Source - The funding category from which funding is expected.

Total Programmed Funds - The total funding for the project under the specified funding source.

Federal Funds - The amount of federal dollars allocated for project construction.

Non-Federal Funds - The amount of non-federal dollars allocated to the project.

Additional Information – Provides additional project information including design status, Transportation Evaluation Criteria (TEC) Score, and YOE Cost.

Regional Target - The total combined Federal and State dollar amount provided for project funding.

TEC Score – This score is based on criteria developed rank the regional significance of each eligible TIP project

Table 5: Federally Funded Projects Year 2015

MassDOT Project ID	MassDOT Project Description	MassDOT District	Funding Source	Total Programmed Federal Funds	Non-Federal Funds	Additional Information
► Section 1A / Federal Aid Target Projects						
► STP - Surface Transportation Program						
607207	PELHAM- RECONSTRUCTION OF AMHERST ROAD, FROM 800 FEET EAST OF ENFIELD ROAD TO ROUTE 202 (2.5 MILES - PHASE II)	2	STP	\$ 4,200,000	\$ 3,360,000	\$ 840,000 5.55 TEC 100% \$4,200,000 STP
605222	SPRINGFIELD- NORTH END & BRIGHTWOOD INFRASTRUCTURE IMPROVEMENTS, FROM OSGOOD STREET TO THE CHICOPEE CITY LINE (NORTHERLY SEGMENT)	2	STP	\$ 2,027,589	\$ 1,622,071	\$ 405,518 10.50 TEC 75% STP, CMAQ, TAP
607869	WILBRAHAM- RECONSTRUCTION OF BOSTON ROAD (ROUTE 20) FROM DUDLEY STREET TO 400FT. EAST OF DUMAINE STREET (0.28MILES)	2	STP	\$ 1,903,482	\$ 1,522,786	\$ 380,696 7.27 TEC Score 75% \$1,903,482 STP
606417	CUMMINGTON- RETAINING WALL REPLACEMENT ON ROUTE 9 ADJACENT TO C-21-023 OVER WESTFIELD BROOK	1	STP	\$ 1,500,000	\$ 1,200,000	\$ 300,000 4.60 TEC Score PSE \$1,500,000 STP
606663	MONSON- PALMER- RESURFACING & RELATED WORK ON ROUTE 32, FROM MM 5.69 TO MM 6.88 AND FROM MM 8.24 TO MM 8.80 AT ROUTE 20 (1.69 MILES)	2	STP	\$ 1,800,000	\$ 1,440,000	\$ 360,000 3.52 TEC Score P.S.&E \$1,800,000 STP
STP Subtotal						
				\$ 11,431,071	\$ 9,144,857	\$ 2,286,214 ◀ 80% Federal + 20% Non-Federal
► HSIP - Highway Safety Improvement Program						
604035	HADLEY - SIGNAL & INTERSECTION IMPROVEMENTS AT ROUTE 9 (RUSSELL STREET) & ROUTE 47 (MIDDLE STREET)	2	STP	\$ 1,201,102	\$ 960,882	\$ 240,220 8.02 TEC 25% \$3,038,060 HSIP, CMAQ, Design Public Hearing scheduled for June 9, 2014
				\$ 1,201,102	\$ 960,882	\$ 240,220 ◀ Funding Split Varies by Project Specifications
► CMAQ - Congestion Mitigation and Air Quality Improvement Program						
604035	HADLEY - SIGNAL & INTERSECTION IMPROVEMENTS AT ROUTE 9 (RUSSELL STREET) & ROUTE 47 (MIDDLE STREET)	2	CMAQ	\$ 1,836,958	\$ 1,469,566	\$ 367,392 8.02 TEC 25% \$3,038,060 HSIP, CMAQ
605222	SPRINGFIELD- NORTH END & BRIGHTWOOD INFRASTRUCTURE IMPROVEMENTS, FROM OSGOOD STREET TO THE CHICOPEE CITY LINE (NORTHERLY SEGMENT)	2	CMAQ	\$ 1,900,792	\$ 1,520,634	\$ 380,158 10.50 TEC 75% STP, CMAQ, TAP
				\$ 315,970	\$ 252,776	\$ 63,194 \$1.7M CMAQ commitment over 3 years toward Phase I of project \$65.7 total
				\$ 4,053,720	\$ 3,242,976	\$ 810,744 ◀ 80% Federal + 20% Non-Federal
► TAP - Transportation Alternative Program						
605222	SPRINGFIELD- NORTH END & BRIGHTWOOD INFRASTRUCTURE IMPROVEMENTS, FROM OSGOOD STREET TO THE CHICOPEE CITY LINE (NORTHERLY SEGMENT)	2	TAP	\$ 473,939	\$ 379,151	\$ 94,788 10.50 TEC 75% STP, CMAQ, TAP
				\$ 473,939	\$ 379,151	\$ 94,788 ◀ Funding Split Varies by Project Specifications
► Section 1A / Fiscal Constraint Analysis						
				\$ 17,159,832	\$ 17,163,614	\$ 3,782 Target Funds Available
				\$ 11,431,071	\$ 11,434,853	\$ 3,782 STP Available
				\$ 1,201,102	\$ 1,201,102	\$ - HSIP Minimum Met
				\$ 4,053,720	\$ 4,053,720	\$ - CMAQ Minimum Met
				\$ 473,939	\$ 473,939	\$ - TAP Minimum Met
► Section 1B / Federal Aid Bridge Projects						
607515	DISTRICT 2- SYSTEMATIC BRIDGE MAINTENANCE AT VARIOUS LOCATIONS	2	BR-SP	\$ 1,849,536	\$ 1,479,629	\$ 369,907 NHPP

Table 5: Federally Funded Projects Year 2015 (Continued)

▶ Section 1C / Federal Aid Non-Target Projects										
▶ Earmarks										
	No Projects Programmed									
	Earmarks Subtotal ▶	\$ -	\$ -	\$ -	\$ -	\$ -	\$ -	\$ -	\$ -	◀ Funding Split Varies by Earmark
▶ Other										
	No Projects Programmed									
	Other Subtotal ▶	\$ -	\$ -	\$ -	\$ -	\$ -	\$ -	\$ -	\$ -	◀ Funding Split Varies by Funding Source
▶ Section 1D / Federal Aid Major & State Category Projects										
▶ IM - Interstate Maintenance										
	No Projects Programmed									
	2	IM		\$ -	\$ -	\$ -	\$ -	\$ -	\$ -	◀ 90% Federal + 10% Non-Federal
▶ NHPP - National Highway Performance Program										
607731	SPRINGFIELD- VIADUCT DECK REPLACEMENT OF S-24-061 ON I-91 (EARLY ACTION)	2	NHPP	\$ 149,006,250	119,205,000.0	29,801,250.0	100% Design, Funds will be disbursed from FFY 2014 through FFY 2017	\$ 29,801,250	\$ 29,801,250	◀ 80% Federal + 20% Non-Federal
	NHPP Subtotal ▶			\$ 149,006,250	\$ 119,205,000	\$ 29,801,250		\$ 29,801,250	\$ 29,801,250	
▶ Other										
607453	SOUTHAMPTON - SOUTHAMPTON SAFE ROUTES TO SCHOOL - NORRIS ELEMENTARY SCHOOL	2	Statewide TAP	\$ 800,000	\$ 800,000	\$ 0		\$ 0	\$ 0	SW-TAP
605066	NORTHAMPTON- INTERSECTION IMPROVEMENTS AT ROUTE 5 (PLEASANT STREET) AND CONZ STREET - Roundabout	2	Statewide CMAQ	\$ 1,592,248	1,273,798.4	318,449.6	SW-CMAQ 75% Design Public Hearing Held on April 24, 2013			
605833	BERNARDSTON - WEST SPRINGFIELD - TRAFFIC SIGN REPLACEMENT ON INTERSTATE 91	2	A/C	\$ 4,064,580	\$ 3,251,664	\$ 812,916	Statewide HSIP 75% (\$6,492,438.10)			
603730	WEST SPRINGFIELD- CONNECTICUT RIVERWALK & BIKEWAY EXTENSION, FROM ELM STREET TO DOTY CIRCLE; INCLUDES PEDESTRIAN BRIDGE W-21-020	2	Statewide TAP	\$ 1,640,736	1,312,588.8	328,147.2	5.12 TEC Score 100% (\$1,640,736)			
	Other Subtotal ▶			\$ 8,097,564	\$ 6,638,051	\$ 1,459,513		\$ 1,459,513	\$ 1,459,513	◀ Funding Split Varies by Funding Source
▶ Section 2A / Non-Federal Projects										
	No Projects Programmed									
	Non-Federal Projects Subtotal ▶			\$ -	\$ -	\$ -		\$ -	\$ -	◀ 100% Non-Federal
▶ Section 2B / Non-Federal Bridge Projects										
	No Projects Programmed									
	Non-Federal Bridge Projects Subtotal ▶			\$ -	\$ -	\$ -		\$ -	\$ -	◀ 100% Non-Federal
2015 Pioneer Valley MPO TIP Summary										
Total of All Projects ▼										
TIP Section 1: ▼		TIP Section 2: ▼		Total of All Projects ▼						
Total ▶		\$ 176,113,182		\$ -		\$ 176,113,182		◀ Total Spending in Region		
Federal Funds ▶		\$ 141,050,546		\$ 141,050,546		\$ 141,050,546		◀ Total Federal Spending in Region		
Non-Federal Funds ▶		\$ 35,062,636		\$ -		\$ 35,062,636		◀ Total Non-Federal Spending in Region		

Table 6: Federally Funded Projects 2016

MassDOT Project ID	MassDOT Project Description	MassDOT District	Funding Source	Total Programmed Funds	Federal Funds	Non-Federal Funds	Additional Information
Section 1A / Federal Aid Target Projects							
STP - Surface Transportation Program							
605011	LUDLOW - RECONSTRUCTION OF CENTER STREET (ROUTE 21) - FROM 35' WEST OF BEACHSIDE DRIVE WESTERLY TO GAS LINE BESIDE MTA OVERPASS (3,500 FEET)	2	STP	\$ 4,918,061	\$ 3,934,441	\$ 983,610	9.65 TEC Score 25% (YOE \$4,918,061) STP
180525	NORTHAMPTON- RECONSTRUCTION OF DAMON ROAD, FROM ROUTE 9 INTERSECTION TO ROUTE 5 INTERSECTION (1.1 MILES)	2	STP	\$ 2,273,060	\$ 1,818,440	\$ 454,610	8.55 TEC Score 25%, (YOE \$5,200,000) STP, CMAQ, HSIP, TAP
604446	WESTFIELD- RECONSTRUCTION OF ROUTE 187 (LITTLE RIVER ROAD) AND SHAKER ROAD	2	STP	\$ 5,724,561	\$ 4,579,649	\$ 1,144,912	8.37% TEC 75% (YOE \$5,724,561) STP
605385	SPRINGFIELD- SIGNAL & INTERSECTION IMPROVEMENTS @ ROOSEVELT AVENUE & ISLAND POND ROAD, ROOSEVELT AVENUE & ALDEN STREET	2	STP	\$ 686,921	\$ 549,537	\$ 137,384	5.47 TEC Score 25% (YOE \$1,976,000) STP, CMAQ
STP Subtotal							
				\$ 13,602,583	\$ 10,882,067	\$ 2,720,517	80% Federal + 20% Non-Federal
HSIP - Highway Safety Improvement Program							
180525	NORTHAMPTON- RECONSTRUCTION OF DAMON ROAD, FROM ROUTE 9 INTERSECTION TO ROUTE 5 INTERSECTION (1.1 MILES)	2	HSIP	\$ 1,080,992	\$ 972,893	\$ 108,099	8.55 TEC Score 25% (YOE \$5,200,000) STP, CMAQ, HSIP, TAP
HSIP Subtotal							
				\$ 1,080,992	\$ 972,893	\$ 108,099	Funding Split Varies by Project Specifications
CMAQ - Congestion Mitigation and Air Quality Improvement Program							
180525	NORTHAMPTON- RECONSTRUCTION OF DAMON ROAD, FROM ROUTE 9 INTERSECTION TO ROUTE 5 INTERSECTION (1.1 MILES)	2	CMAQ	\$ 1,036,217	\$ 828,974	\$ 207,243	8.55 TEC Score 25% (YOE \$5,200,000) STP, CMAQ, HSIP, TAP
605385	SPRINGFIELD- SIGNAL & INTERSECTION IMPROVEMENTS @ ROOSEVELT AVENUE & ISLAND POND ROAD, ROOSEVELT AVENUE & ALDEN STREET	2	CMAQ	\$ 1,289,079	\$ 1,031,263	\$ 257,816	5.47 TEC Score 25% (YOE \$1,976,000) STP, CMAQ
604968	WESTFIELD- COLUMBIA GREENWAY RAIL TRAIL CONSTRUCTION, NORTH SECTION - FROM COWLES COURT ACCESS RAMPS TO THE WESTFIELD RIVER BRIDGE INCLUDES REHAB OF W-25-036 (WESTFIELD RIVER CROSSING)	2	CMAQ	\$ 300,000	\$ 240,000	\$ 60,000	75% 6.58 TEC HPP funds remaining (HPP -1656) \$1,857,506 (Federal) (Total Cost \$2,696,964) Total funding available \$2,575,000. city will scale back project to the funding available. HPP, CMAQ
604968	SPRINGFIELD - UNION STATION REDEVELOPMENT	2	CMAQ	\$ 750,873	\$ 600,698	\$ 150,175	\$1.7M CMAQ commitment over 3 years toward Phase 1 of project \$65.7 total
				\$ 3,376,169	\$ 2,700,935	\$ 675,234	80% Federal + 20% Non-Federal
CMAQ Subtotal							
				\$ 3,376,169	\$ 2,700,935	\$ 675,234	80% Federal + 20% Non-Federal
TAP - Transportation Alternative Program							
180525	NORTHAMPTON- RECONSTRUCTION OF DAMON ROAD, FROM ROUTE 9 INTERSECTION TO ROUTE 5 INTERSECTION (1.1 MILES)	2	TAP	\$ 809,741	\$ 647,793	\$ 161,948	8.55 TEC Score 25% (YOE \$5,200,000) STP, CMAQ, HSIP, TAP
TAP Subtotal							
				\$ 809,741	\$ 647,793	\$ 161,948	Funding Split Varies by Project Specifications
Section 1A / Fiscal Constraint Analysis							
Total Federal Aid Target Funds Programmed				\$ 18,869,485	\$ 18,871,416	\$ Total Target	\$ 1,931 Target Funds Available
Total STP Programmed				\$ 13,602,583	\$ 13,602,583	Max. STP	\$ (0) STP Exceeds Maximum
Total HSIP Programmed				\$ 1,080,992	\$ 1,080,992	Min. HSIP	\$ - HSIP Minimum Met
Total CMAQ Programmed				\$ 3,376,169	\$ 3,378,100	Min. CMAQ	\$ 1,931 CMAQ Minimum Not Met
Total TAP Programmed				\$ 809,741	\$ 809,741	Min. TAP	\$ - TAP Minimum Met

Table 6: Federally Funded Projects Year 2016 (Continued)

▶ Section 1B / Federal Aid Bridge Projects									
607516	DISTRICT 2- SYSTEMATIC BRIDGE MAINTENANCE AT VARIOUS LOCATIONS	2	BR-SP	\$1,849,978	\$	1,479,982	\$	369,996	Pre 25% NHPP
607524	BELCHERTOWN- WARREN BRIDGE DEMOLITION, B-05-023, W-07-012, OLD BOSTON POSTROAD (EAST MAIN STREET/NAULTAUG BROOK)	2	BR - Off	\$2,477,738	\$	1,982,190	\$	495,548	Pre 25%
			BR Subtotal ▶	\$ 4,327,716	\$	3,462,173	\$	865,543	◀ 80% Federal + 20% Non-Federal
▶ Section 1C / Federal Aid Non-Target Projects									
▶ Earmarks									
604968	WESTFIELD- COLUMBIA GREENWAY RAIL TRAIL CONSTRUCTION, NORTH SECTION - FROM COWLES COURT ACCESS RAMPS TO THE WESTFIELD RIVER BRIDGE INCLUDES REHAB OF W-25-036 (WESTFIELD RIVER CROSSING)	2	HPP (2005)	\$ 2,275,000	\$	1,857,506	\$	417,494	75% 6.58 TEC HPP funds remaining (HPP -1656) \$1,857,506 (Federal) (Total Cost \$2,686,964) Total funding available \$2,575,000, city will scale back project to the funding available. HPP, CMAQ
			Earmarks Subtotal ▶	\$ 2,275,000	\$	1,857,506	\$	417,494	◀ Funding Split Varies by Earmark
▶ Other									
	No Projects Programmed			\$	\$	-	\$	-	
			Other Subtotal ▶	\$ -	\$	-	\$	-	◀ Funding Split Varies by Funding Source
▶ Section 1D / Federal Aid Major & State Category Projects									
▶ IM - Interstate Maintenance									
606577	HATFIELD- WHATELY- INTERSTATE MAINTENANCE & RELATED WORK ON I-91	2	IM	\$ 11,597,040	\$	10,437,336	\$	1,159,704	Pre 25%
			IM Subtotal ▶	\$ 11,597,040	\$	10,437,336	\$	1,159,704	◀ 90% Federal + 10% Non-Federal
▶ NHPP - National Highway Performance Program									
607731	SPRINGFIELD- VIADUCT DECK REPLACEMENT OF S-24-061 ON I-91 (EARLY ACTION)	2	NHPP	\$ 71,993,750	\$	57,595,000.0	\$	14,398,750.0	100% Design, Funds will be disbursed from FFY 2014 through FFY 2017
			NHPP Subtotal ▶	\$ 71,993,750	\$	57,595,000	\$	14,398,750	◀ 80% Federal + 20% Non-Federal
▶ Other									
606450	HOLYOKE- TRAFFIC SIGNAL UPGRADES AT 15 INTERSECTIONS ALONG HIGH & MAPLE STREETS	2	Statewide CMAQ	\$ 1,564,867	\$	1,251,893.6	\$	312,973.4	5.98 TEC Score Pre 25% (\$1,564,867)
603477	SOUTHWICK- INTERSECTION IMPROVEMENTS AT FOUR LOCATIONS ON ROUTE 57 (FEEDING HILLS ROAD)	2	Statewide CMAQ	\$ 3,617,872	\$	2,894,297.6	\$	723,574.4	7.75 TEC Score Pre 25% (\$3,617,872)
606555	NORTHAMPTON- ROUNDABOUT CONSTRUCTION AT INTERSECTION ROUTES 5/10 (NORTH KING STREET) & HATFIELD STREET	2	Statewide CMAQ	\$2,874,896	\$	\$2,299,917	\$	\$574,979	6.28 TEC Score 25% (\$2,874,896)
602911	CHICOPEE- CONNECTICUT RIVERWALK & BIKEWAY CONSTRUCTION, FROM BOAT RAMP NEAR I-90 TO NASH FIELD (2.5 MILES)	2	Statewide CMAQ	\$ 3,261,288	\$	2,609,030.4	\$	652,257.6	4.85 TEC Score 25% (\$3,261,288)
607036	DISTRICT 2 - ADA RETROFITS AT VARIOUS LOCATIONS	2	Other	\$ 740,000	\$	592,000.0	\$	148,000.0	STP - FLEX Add funding
607001	DISTRICT 2 - Stormwater RETROFITS AT VARIOUS LOCATIONS	2	Other	\$ 1,500,000	\$	1,200,000.0	\$	300,000.0	STP - FLEX Add funding
			Other Subtotal ▶	\$ 13,558,923	\$	10,847,138	\$	2,711,785	◀ Funding Split Varies by Funding Source

Table 7: Federally Funded Projects 2016 (Continued)

▶ Section 2A / Non-Federal Projects							
▶ No Projects Programmed		\$	-		\$	-	
Non-Federal Projects Subtotal▶		\$	-		\$	-	◀100% Non-Federal
<hr/>							
▶ Section 2B / Non-Federal Bridge Projects							
▶ No Projects Programmed		\$	-		\$	-	
Non-Federal Bridge Projects Subtotal▶		\$	-		\$	-	◀100% Non-Federal
<hr/>							
2016 Pioneer Valley MPO TIP Summary		TIP Section 1: ▼		TIP Section 2: ▼		Total of All Projects ▼	
YOE = Year of Expenditure (includes 4% per Year inflation factor)		Total ▶	\$ 122,621,914	\$	-	\$ 122,621,914	◀ Total Spending in Region
		Federal Funds ▶	\$ 99,402,841	\$	-	\$ 99,402,841	◀ Total Federal Spending in Region
		Non-Federal Funds ▶	\$ 23,219,074	\$	-	\$ 23,219,074	◀ Total Non-Federal Spending in Region

Table 7: Federally Funded Projects Year 2017

MassDOT Project ID	MassDOT Project Description	MassDOT District	Funding Source	Total Programmed Funds	Federal Funds	Non-Federal Funds	Additional Information
Section 1A / Federal Aid Target Projects							
STP - Surface Transportation Program							
605032	HADLEY - RECONSTRUCTION ON ROUTE 9 BETWEEN THE LOWES AND HOME DEPOT SITE DRIVES (0.6 MILES)	2	STP	\$ 4,782,361	\$ 3,825,889	\$ 956,472	7.83 TEC Score 25% (YOE \$4,782,361) STP
604033	SOUTHWICK- RECONSTRUCTION CONGAMOND ROAD (ROUTE 169) - FROM COLLEGE HIGHWAY & ENDS 250 FEET SHORT OF STATE LINE (1.2 MILES)	2	STP	\$ 5,512,964	\$ 4,410,371	\$ 1,102,593	6.52 TEC Score 25% (YOE \$5,512,964) STP
606445	LONGMEADOW- RESURFACING & RELATED WORK ON CONVERSE STREET, FROM LAUREL STREET TO DWIGHT STREET (2.04 MILES)	2	STP	\$ 1,186,487	\$ 949,189	\$ 237,297	6.55 TEC Score 75% (YOE \$1,171,621) STP, TAP
600513	AGAWAM- RECONSTRUCTION OF ROUTE 187 FROM 425 FT. SOUTH OF S. WESTFIELD STREET TO ROUTE 57 (0.3 MILES - PHASE I)	2	STP	\$ 1,682,640	\$ 1,346,112	\$ 336,528	6.08 TEC Score PRE 25% (YOE \$1682,640) STP
607502	NORTHAMPTON - INTERSECTION IMPROVEMENTS AT KING STREET, NORTH STREET & SUMMER STREET AND AT KING STREET & FINN STREET	2	STP	\$ 145,036	\$ 116,029	\$ 29,007	7.40 Pre 25% (YOE \$1,829,128) CMAQ, STP
				STP Subtotal	\$ 13,309,487	\$ 2,661,897	80% Federal + 20% Non-Federal
HSIP - Highway Safety Improvement Program							
604203	AGAWAM- INTERSECTION IMPROVEMENTS AT ROUTE 187 & ROUTE 57	2	HSIP	\$ 1,080,992	\$ 972,893	\$ 108,099	8.73 Pre 25% (YOE \$1,620,000) HSIP, CMAQ
				HSIP Subtotal	\$ 1,080,992	\$ 108,099	Funding Split Varies by Project Specifications
CMAQ - Congestion Mitigation and Air Quality Improvement Program							
604203	AGAWAM- INTERSECTION IMPROVEMENTS AT ROUTE 187 & ROUTE 57	2	CMAQ	\$ 539,008	\$ 431,206	\$ 107,802	8.73 Pre 25% (YOE \$1,620,000) HSIP, CMAQ
607502	NORTHAMPTON - INTERSECTION IMPROVEMENTS AT KING STREET, NORTH STREET & SUMMER STREET AND AT KING STREET & FINN STREET	2	CMAQ	\$ 1,684,092	\$ 1,347,274	\$ 336,818	7.40 Pre 25% (YOE \$1,829,128) CMAQ, STP
606903	HOLYOKE - IMPROVEMENTS TO LOWER WESTFIELD ROAD ON I-91 (INTERCHANGE 15)	2	CMAQ	\$ 1,155,000	\$ 924,000	\$ 231,000	6.67 Pre 25% (YOE \$1,155,000) CMAQ
				CMAQ Subtotal	\$ 3,378,100	\$ 675,620	80% Federal + 20% Non-Federal
TAP - Transportation Alternative Program							
606445	LONGMEADOW- RESURFACING & RELATED WORK ON CONVERSE STREET, FROM LAUREL STREET TO DWIGHT STREET (2.04 MILES)	2	TAP	\$ 526,134	\$ 420,907	\$ 105,227	6.55 TEC Score 75% (YOE \$1,171,621) STP, TAP
				TAP Subtotal	\$ 526,134	\$ 105,227	Funding Split Varies by Project Specifications
Section 1A / Fiscal Constraint Analysis							
				Total Federal Aid Target Funds Programmed	\$ 18,294,713	\$ 18,871,416	Total Target \$ 576,703 Target Funds Available
				Total STP Programmed	\$ 13,309,487	\$ 13,886,190	Max. STP \$ 576,703 STP Available
				Total HSIP Programmed	\$ 1,080,992	\$ 1,080,992	HSIP Minimum Met
				Total CMAQ Programmed	\$ 3,378,100	\$ 3,378,100	CMAQ Minimum Met
				Total TAP Programmed	\$ 526,134	\$ 526,134	TAP Minimum Met

Table 7: Federally Funded Projects Year 2017 (Continued)

► Section 1B / Federal Aid Bridge Projects										
607528	AMHERST- BRIDGE REPLACEMENT, A-06-006, MILL STREET OVER MILL RIVER	2	BR - Of	\$2,644,040	\$	2,115,232	\$	528,808	Pre 25%	
607549	CHESTERFIELD - IRELAND STREET OVER WEST BRANCH OF WESTFIELD RIVER	1	BR - Of	\$2,058,672	\$	1,646,938	\$	411,734		
605384	AGAWAM- WEST SPRINGFIELD- BRIDGE RECONSTRUCTION, A-05-002-W-21-014, ROUTE 147 OVER THE WESTFIELD RIVER & INTERSECTION & SIGNAL IMPROVEMENTS @ 3 LOCATIONS	2	BR - On	\$14,757,120	\$	11,805,696	\$	2,951,424	(NHPP)	
607517	DISTRICT 2- SYSTEMATIC BRIDGE MAINTENANCE AT VARIOUS LOCATIONS	2	BR-SP	\$1,849,693	\$	1,479,754	\$	369,939	(NHPP)	
	BR Subtotal			\$ 21,309,525	\$	17,047,620	\$	4,261,905	◀ 80% Federal + 20% Non-Federal	
► Section 1C / Federal Aid Non-Target Projects										
► Earmarks										
	Earmarks Subtotal			\$ -	\$	-	\$	-	◀ Funding Split Varies by Earmark	
► Other										
	Other Subtotal			\$ -	\$	-	\$	-	◀ Funding Split Varies by Funding Source	
► Section 1D / Federal Aid Major & State Category Projects										
► IM - Interstate Maintenance										
607731	SPRINGFIELD- VIADUCT DECK REPLACEMENT OF S-24-061 ON I-91 (EARLY ACTION)	2	NHPP	\$ 9,000,000	\$	7,200,000.0	\$	1,800,000.0	100% Design, Funds will be disbursed from FFY 2014 through FFY 2017	
	IM Subtotal			\$ 9,000,000	\$	7,200,000	\$	1,800,000	◀ 90% Federal + 10% Non-Federal	
► NHPP - National Highway Performance Program										
607474	GRANBY / SOUTH HADLEY - RESURFACING AND RELATED WORK ON ROUTE 202	2	NHPP	\$ 1,712,794	\$	1,370,235.2	\$	342,558.8	Pre 25% (\$1,712,794)	
	NHPP Subtotal			\$ 1,712,794	\$	1,370,235	\$	342,559	◀ 80% Federal + 20% Non-Federal	
► Other										
	No Projects Programmed			\$ -	\$	-	\$	-		
	Other Subtotal			\$ -	\$	-	\$	-	◀ Funding Split Varies by Funding Source	
► Section 2A / Non-Federal Projects										
	No Projects Programmed			\$ -	\$	-	\$	-	◀ 100% Non-Federal	
	Non-Federal Projects Subtotal			\$ -	\$	-	\$	-		
► Section 2B / Non-Federal Bridge Projects										
	No Projects Programmed			\$ -	\$	-	\$	-	◀ 100% Non-Federal	
	Non-Federal Bridge Projects Subtotal			\$ -	\$	-	\$	-		
2017 Pioneer Valley MPO TIP Summary										
				TIP Section 1: ▼			TIP Section 2: ▼			Total of All Projects ▼
				Total	\$	50,317,032	\$	-	\$	50,317,032
				Federal Funds	\$	40,361,725	\$	-	\$	40,361,725
				Non-Federal Funds	\$	9,955,307	\$	-	\$	9,955,307
										◀ Total Spending in Region
										◀ Total Federal Spending in Region
										◀ Total Non-Federal Spending in Region

Table 8: Federally Funded Projects Year 2018

MassDOT Project ID	MassDOT Project Description	MassDOT District	Funding Source	Total Programmed Funds	Federal Funds	Non-Federal Funds	Additional Information
Section 1A / Federal Aid Target Projects							
STP - Surface Transportation Program							
604738	SOUTHAMPTON- RECONSTRUCTION OF GLENDALE ROAD (PHASE II) FROM COLLEGE HIGHWAY (RT 10) NORTHWESTERLY TO POMEROY MEADOW RD (3.801 FEET)	2	STP	\$ 2,570,400	\$ 2,056,320	\$ 514,080	3.38 TEC Score 75% (YOE \$2,570,400) STP
604597	NORTHAMPTON-I91 INTERCHANGE 19 IMPROVEMENTS AT ROUTE 9 AND DAMON RD	2	STP	\$ 3,312,874	\$ 2,650,299	\$ 662,575	Pre 25% 7.78 TEC (YOE \$6,720,000) STP, CMAQ, HSIP, TAP
604434	CHICOPEE- RECONSTRUCTION & RELATED WORK ON FULLER ROAD, FROM MEMORIAL DR (RTE 33) TO SHAWINGAN DR (2.0 MILES)	2	STP	\$ 5,377,100	\$ 4,301,680	\$ 1,075,420	Pre 25% 8.57 TEC (YOE \$6,955,200) STP, CMAQ
607430	LONGMEADOW- RESURFACING & RELATED WORK ON LONGMEADOW STREET (ROUTE 5), FROM THE C.T.S.L. TO CONVERSE STREET (2.88 MILES)	2	STP	\$ 2,478,941	\$ 1,983,153	\$ 495,788	75 % 6.18 TEC (YOE \$2,478,941) STP
STP Subtotal				\$ 13,739,315	\$ 10,991,452	\$ 2,747,863	◀ 80% Federal + 20% Non-Federal
HSIP - Highway Safety Improvement Program							
604597	NORTHAMPTON-I91 INTERCHANGE 19 IMPROVEMENTS AT ROUTE 9 AND DAMON RD			\$ 1,080,992	\$ 972,893	\$ 108,099	Pre 25% 7.78 TEC (YOE \$6,720,000) STP, CMAQ, HSIP, TAP
HSIP Subtotal				\$ 1,080,992	\$ 972,893	\$ 108,099	◀ Funding Split Varies by Project Specifications
CMAQ - Congestion Mitigation and Air Quality Improvement Program							
604597	NORTHAMPTON-I91 INTERCHANGE 19 IMPROVEMENTS AT ROUTE 9 AND DAMON RD			\$ 1,800,000	\$ 1,440,000	\$ 360,000	Pre 25% 7.78 TEC (YOE \$6,720,000) STP, CMAQ, HSIP, TAP
604434	CHICOPEE- RECONSTRUCTION & RELATED WORK ON FULLER ROAD, FROM MEMORIAL DR (RTE 33) TO SHAWINGAN DR (2.0 MILES)			\$ 1,578,100	\$ 1,262,480	\$ 315,620	Pre 25% 8.57 TEC (YOE \$6,955,200) STP, CMAQ
CMAQ Subtotal				\$ 3,378,100	\$ 2,702,480	\$ 675,620	◀ 80% Federal + 20% Non-Federal
TAP - Transportation Alternative Program							
604597	NORTHAMPTON-I91 INTERCHANGE 19 IMPROVEMENTS AT ROUTE 9 AND DAMON RD			\$ 526,134	\$ 420,907	\$ 105,227	Pre 25% 7.78 TEC (YOE \$6,720,000) STP, CMAQ, HSIP, TAP
TAP Subtotal				\$ 526,134	\$ 420,907	\$ 105,227	◀ Funding Split Varies by Project Specifications
Section 1A / Fiscal Constraint Analysis							
Total Federal Aid Target Funds Programmed				\$ 18,724,541	\$ 18,871,416	◀ Total Target	\$ 146,875 Target Funds Available
Total STP Programmed				\$ 13,739,315	\$ 13,886,190	◀ Max. STP	\$ 146,875 STP Available
Total HSIP Programmed				\$ 1,080,992	\$ 1,080,992	◀ Min. HSIP	\$ - HSIP Minimum Met
Total CMAQ Programmed				\$ 3,378,100	\$ 3,378,100	◀ Min. CMAQ	\$ - CMAQ Minimum Met
Total TAP Programmed				\$ 526,134	\$ 526,134	◀ Min. TAP	\$ - TAP Minimum Met
Section 1B / Federal Aid Bridge Projects							
607939	CUMMINGTON-BRIDGE MAINTENANCE, C-21-025, ROUTE 9 OVER THE WESTFIELD RIVER	1	BR-SP	\$ 300,000	\$ 240,000	\$ 60,000	
607959	District 2 - Systematic Bridge Maintenance at Various Locations	2	BR-SP	\$ 1,624,800	\$ 1,299,840	\$ 324,960	
BR Subtotal				\$ 1,924,800	\$ 1,539,840	\$ 384,960	◀ 80% Federal + 20% Non-Federal

Table 8: Federally Funded Projects Year 2018 (Continued)

▶ Section 1C / Federal Aid Non-Target Projects									
▶ Earmarks									
	▶ No Projects Programmed								
	Earmarks Subtotal ▶	\$	-	\$	-	\$	-	\$	◀ Funding Split Varies by Earmark
▶ Other									
	Other Subtotal ▶	\$	-	\$	-	\$	-	\$	◀ Funding Split Varies by Funding Source
▶ Section 1D / Federal Aid Major & State Category Projects									
▶ IM - Interstate Maintenance									
	IM Subtotal ▶	\$	-	\$	-	\$	-	\$	◀ 90% Federal + 10% Non-Federal
▶ NHPP - National Highway Performance Program									
607560	CHICOPEE - HOLYOKE - INTERSTATE MAINTENANCE AND RELATED WORK ON I-391	2	10,911,130	9,820,017.0	1,091,113.0				
▶ Other									
602912	CHICOPEE- CHICOPEE RIVER RIVERWALK MULT-USE PATH CONSTRUCTION, FROM GRAPE STREET TO FRONT STREET (NEAR ELLERTON STREET)	2	2,273,911	1,819,128.8	454,782.2	5.02 TEC Score Pre 25% (\$2,273,911)			
	NHPP Subtotal ▶	\$	10,911,130	\$	9,820,017	\$	1,091,113	\$	◀ 80% Federal + 20% Non-Federal
	Other Subtotal ▶	\$	2,273,911	\$	1,819,129	\$	454,782	\$	◀ Funding Split Varies by Funding Source
▶ Section 2A / Non-Federal Projects									
	Non-Federal Projects Subtotal ▶	\$	-	\$	-	\$	-	\$	◀ 100% Non-Federal
▶ Section 2B / Non-Federal Bridge Projects									
	Non-Federal Bridge Projects Subtotal ▶	\$	-	\$	-	\$	-	\$	◀ 100% Non-Federal
2018 Pioneer Valley MPO TIP Summary									
		TIP Section 1: ▼		TIP Section 2: ▼		Total of All Projects ▼			
	Total ▶	\$	33,834,382	\$	-	\$	33,834,382	\$	◀ Total Spending in Region
	Federal Funds ▶	\$	28,266,718	\$	-	\$	28,266,718	\$	◀ Total Federal Spending in Region
	Non-Federal Funds ▶	\$	5,567,664	\$	-	\$	5,567,664	\$	◀ Total Non-Federal Spending in Region

PROJECT CURRENTLY UNDER DESIGN AWAITING FUNDING (APPENDIX Z)

Table 9: Projects Awaiting Design and Funds (Appendix Z)

2015 - 2018 TIP Year	Community	SID	Project Name and Description	Design	TEC	Estimated Cost	Notes
2015	Springfield	605222	NORTH END & BRIGHTWOOD INFRASTRUCTURE IMPROVEMENTS, FROM OSGOOD STREET TO THE CHICOPEE CITY LINE (NORTHERLY SEGMENT)	75	11	\$4,233,000	CMAQ
2016	Westfield	604446	RECONSTRUCTION OF ROUTE 187 (LITTLE RIVER ROAD) AND SHAKER ROAD - 300 METERS SOUTH OF ROUTE 20 TO 460 METERS EAST OF SHAKER RD (8 MILES)	75	8	\$5,504,386	
	Westfield	604445	RECONSTRUCTION ON ROUTE 187, INCLUDES REPLACEMENT OF W-25-002, SHERMAN'S MILL BRIDGE OVER GREAT BROOK AT PONTOOSIC ROAD	75	8	\$6,926,210	No updated since 2008
2015 SW CMAQ	Northampton	605066	INTERSECTION IMPROVEMENTS AT ROUTE 5 (PLEASANT STREET) AND CONZ. STREET	75	8	\$1,592,248	CMAQ
2015	Wilbraham	607896	RECONSTRUCTION OF BOSTON ROAD (ROUTE 20), FROM DUDLEY STREET TO 400 FT. EAST OF DUMAINE STREET (0.28 MILES)	75	7	\$1,903,482	
2015	Pelham	607207	RECONSTRUCTION OF AHERST ROAD, FROM 800 FEET EAST OF ENFIELD ROAD TO ROUTE 202 (2.5 MILES - PHASE II)	100	6	\$4,200,000	
2015	Cunnington	606417	Route 9 Retaining Wall Repair	100	5	\$1,500,000	P.S.&E
2015	Monson - Palmer	606663	Route 32 Resurfacing from CT S.L. to MM4.1 and MM8.2 to Route 20 (MM 8.8)	75	4	\$1,800,000	
2018	Southampton	604738	RECONSTRUCTION OF GLENDALE ROAD (PHASE II) FROM COLLEGE HIGHWAY (RT 10) NORTHWESTERLY TO POMEROY MEADOW RD (3.801 FEET)	75	3	\$2,295,000	
2016	Ludlow	605011	RECONSTRUCTION OF CENTER STREET (ROUTE 21) - FROM 35' WEST OF BEACHSIDE DRIVE WESTERLY TO GAS LINE BESIDE MTA OVERPASS (3,500 FEET)	25	10	\$4,728,895	
2016	Northampton	180525	RECONSTRUCTION OF DAMON ROAD, FROM ROUTE 9 INTERSECTION TO ROUTE 5 INTERSECTION (1.1 MILES)	25	9	\$5,000,000	
2015	Hadley	604035	SIGNAL & INTERSECTION IMPROVEMENTS AT ROUTE 9 (RUSSELL STREET) & ROUTE 47 (MIDDLE STREET)	25	8	\$3,038,060	CMAQ
2017	Hadley	605032	RECONSTRUCTION ON ROUTE 9 BETWEEN THE LOWES AND HOME DEPOT SITE DRIVES (0.6 MILES)	25	8	\$4,428,122	
2016 SW CMAQ	Southwick	603477	Intersection Improvements at Four Locations on Route 57 (Feeding Hills Road)	25	8	\$3,446,224	CMAQ Pending Con
2016 SW CMAQ	Northampton	606555	Roundabout Construction Route 5/10 (North King Street) @ Hatfield Street	25	7	\$2,917,000	
2017	Longmeadow	606445	RESURFACING & RELATED WORK ON CONVERSE STREET, FROM LAUREL STREET TO DWIGHT STREET (2.04 MILES)	25	7	\$1,585,760	
2017	Southwick	604033	RECONSTRUCTION CONGAMOND ROAD (ROUTE 168) - FROM COLLEGE HIGHWAY & ENDS 250 FEET SHORT OF STATE LINE (1.2 MILES)	25	7	\$5,104,596	
2018	Longmeadow	607430	RESURFACING & RELATED WORK ON LONGMEADOW STREET (ROUTE 5), FROM THE CT S.L. TO CONVERSE STREET (2.88 MILES)	25	6	\$2,213,340	
2017	Agawam	600513	RECONSTRUCTION OF ROUTE 187 FROM 425 FT. SOUTH OF S. WESTFIELD STREET TO ROUTE 57 (0.3 MILES - PHASE I)	25	6	\$1,558,000	

Table 9: Projects Awaiting Design and Funds (Appendix Z) (Cont.)

Agawam	607316	RECONSTRUCTION OF ROUTE 187, FROM SOUTHWICK/SPRINGFIELD STREET TO ALLISON LANE (1.29 MILES - PHASE II)	25	6	6.08	\$5,562,610
Southampton	604653	REHABILITATION OF EAST STREET - FROM COLLEGE HIGHWAY EASTERLY TO COUNTY ROAD (2.6 MILES)	25	6	6.03	\$5,022,200
Goshen	602888	Route 9 reconstruction	25	6	6.20	\$7,500,000
Holland	604962	RESURFACING & RELATED WORK ON BRIMFIELD ROAD, FROM THE BRIMFIELD/HOLLAND T.L. TO THE INTERSECTION OF STAFFORD STREET (2.3 MILES)	25	6	5.68	\$1,300,000
Belchertown	604692	RECONSTRUCTION ON SOUTH MAIN STREET & NORTH WASHINGTON STREET FROM SOUTH MAIN ST TO THE INTERSECTION OF NORTH LIBERTY (2.08 MILES)	25	6	5.63	\$3,740,430
2016 CMAQ	605385	SIGNAL & INTERSECTION IMPROVEMENTS @ ROOSEVELT AVENUE & ISLAND POND ROAD, ROOSEVELT AVENUE & ALDEN STREET	25	5	5.47	\$1,900,000
Chesterfield	605813	Route 143 Resurfacing and Related Work	25	4	4.38	\$5,715,923
Goshen	605150	West Street Reclamation	25	3	2.90	\$2,800,000
Northampton	605143	DRAINAGE SYSTEM REPAIRS & SLOPE STABILIZATION AT THE NORWOTTUCK RAIL TRAIL	25	0	0.00	\$1,500,000
West Springfield	604210	Re 5 Reconstruction	25			\$4,800,000
West Springfield	604746	BRIDGE REPLACEMENT, W-21-006, CSX RAILROAD OVER UNION STREET	0	11	11.12	\$12,403,054
Agawam	603372	RECONSTRUCTION ON ROUTE 5 CONNECTOR TO ROUTE 57, INCLUDES A-05-013 & A-05-014	0	9	9.10	\$11,670,939
Westfield	603449	ROUTE 20 ACCESS IMPROVEMENTS ON COURT STREET & WESTERN AVENUE HPP	0	9	8.97	\$3,360,000
Westfield	607773	WESTFIELD- IMPROVEMENTS & RELATED WORK ON ROUTE 20, COURT STREET & WESTERN AVENUE, LLOYDS HILL ROAD TO HIGH STREET/MILL STREET INTERSECTION (PHASE II) Eastern Section	0	9	8.97	\$2,383,981
2017	604203	Route 187/57 Intersection Improvements	0	9	8.73	\$1,500,000
2018	604434	RECONSTRUCTION & RELATED WORK ON FULLER ROAD, FROM MEMORIAL DR (RTE 33) TO SHAWINIGAN DR (2.0 MILES)	0	9	8.57	\$6,210,000
Hadley	605881	RECONSTRUCTION ON ROUTE 9, FROM MIDDLE STREET (ROUTE 47) TO EAST OF MILL VALLEY ROAD (LOWES) (1.27 MILES)	0	8	8.12	\$6,900,000
Holyoke	607256	RESURFACING & RELATED WORK ON HERITAGE STREET, FRONT STREET & DWIGHT STREET FROM MAPLE ST TO THE 1ST LEVEL CANAL (.54 MILES)	0	8	7.97	\$2,874,096
Holyoke/West Springfield	604209	REHABILITATION OF ROUTE 5 (RIVERDALE ROAD), FROM I-91 (INTERCHANGE 13) TO MAIN STREET IN HOLYOKE & FROM ELM STREET TO NORTHELM STREET IN WEST SPRINGFIELD (3.2 MILES)	0	8	7.82	\$3,000,000
2018	604597	I-91 INTERCHANGE 19 IMPROVEMENTS AT ROUTE 9 AND DAMON RD	0	8	7.78	\$5,000,000
Palmer	601504	RECONSTRUCTION OF ROUTE 32, FROM 765 FT. SOUTH OF STIMSON STREET TO 1/2 MILES SOUTH OF RIVER STREET (PHASE I) (1.63 MILES)	0	8	7.58	\$6,134,080
2018	607502	INTERSECTION IMPROVEMENTS AT KING STREET, NORTH STREET & SUMMER STREET AND AT KING STREET & FINN STREET	0	7	7.40	\$1,633,150
Chicopee	607736	CHICOPEE- SIGNAL & INTERSECTION IMPROVEMENTS AT 11 INTERSECTIONS ALONG ROUTE 33 (MEMORIAL DRIVE), FROM FULLER ROAD TO BRITTON STREET	0	7	7.15	\$3,651,800
2018	606903	IMPROVEMENTS TO LOWER WESTFIELD ROAD ON I-91 (INTERCHANGE 15)	0	7	6.67	\$1,031,250
Holyoke	606903	IMPROVEMENTS TO LOWER WESTFIELD ROAD ON I-91 (INTERCHANGE 15)	0	7	6.67	\$1,031,250
						HSIP

Table 9: Projects Awaiting Design and Funds (Appendix Z) (Cont.)

South Hadley	607735	SOUTH HADLEY- SIGNAL & INTERSECTION IMPROVEMENTS AT ROUTE 202 (GRANBY ROAD) & ROUTE 33 (LYMAN STREET)	0	6	6.40	\$500,004
A gawam	607317	Route 187 Reconstruction from Allison Ln to Westfield City Line, 1.69 miles (Phase III)	0	6	6.08	\$7,589,668
Granby	606895	Route 202 Intersection Improvements 2 Locations @ 5 Corners and @ School Street	0	6	6.00	\$500,000
2016 SW CMAQ	606450	TRAFFIC SIGNAL UPGRADES AT 15 INTERSECTIONS ALONG HIGH & MAPLE STREETS	0	6	5.98	\$1,504,640
Northampton	607433	INTERSECTION IMPROVEMENTS @ PROSPECT STREET, JACKSON STREET & WOODLAWN AVENUE	0	6	5.95	\$1,248,180
Northampton	605048	IMPROVEMENTS ON ROUTE 5 (MOUNT TOM ROAD) - FROM BRIDGE E-5-4 OVER THE MANHAN RIVER TO 850' SOUTH OF I-91 NB EXIT 18 RAMP (0.85 MILES)	0	6	5.82	\$1,200,112
Southwick	604155	RESURFACING & RELATED WORK ON ROUTE 10/202, COLLEGE HIGHWAY A (NORTHERLY SECTION) FROM THE WESTFIELD/SOUTHWICK T.L. TO TANNERY ROAD (1.4 MILES)	0	6	5.80	\$2,000,000
Southwick	604153	RESURFACING & RELATED WORK ON ROUTE 10/202 (COLLEGE HIGHWAY - SOUTHERLY SECTION) FROM 0.2 MILES SOUTH OF ROUTE 57, WEST TO THE CT STATELINE (4.2 MILES)	0	6	5.77	\$2,600,000
Belchertown /Granby	604819	RESURFACING & RELATED WORK ON ROUTE 202	0	6	5.63	\$5,562,000
Northampton	607501	INTERSECTION IMPROVEMENTS @ NORTH ELM STREET, ELM STREET & WOODLAWN AVENUE	0	6	5.55	\$1,489,520
Holyoke	606156	RECONSTRUCTION OF I-91 INTERCHANGE 17 & ROUTE 141	0	5	5.45	\$2,600,000
Southwick	606141	RECONSTRUCTION OF FEEDING HILLS ROAD (ROUTE 57), FROM COLLEGE HIGHWAY TO THE AGAWAM T.L.	0	5	5.13	\$4,080,000
Hadley	602796	RECONSTRUCTION OF SOUTH MAPLE STREET, FROM ROUTE 9 (RUSSELL STREET) SOUTHERLY TO BAY ROAD, INCLUDES REHAB OF H-01-006 (2.7 MILES)	0	5	4.93	\$5,000,000
Williamsburg	607231	Reconstruction of High Street and Mountain Street	0	4	4.42	\$3,600,000
Cunnington	606797	Route 9 Retaining Wall	0	4	4.40	\$1,660,000
Palmer	603873	RESURFACING & RELATED WORK ON ROUTE 20 - FROM EAST OF RTE 32 INTERSECTION EASTERLY TO MM 81.7 (2.0 MILES)	0	4	4.40	\$1,200,000
Palmer	607372	Route 32 Reconstruction from 1/2 mile S/O River St to Ware T.L. (Phase II)	0	4	4.38	\$8,476,770
Wales	605669	PEDESTRIAN ACCESS IMPROVEMENTS & RELATED WORK ON ROUTE 19	0	4	4.30	\$312,500
South Hadley	606452	RESURFACING & RELATED WORK ON ROUTE 116 (AMHERST ROAD), FROM WOODBRIDGE STREET TO PEARL STREET	0	4	4.22	\$1,630,070
Worthington	606912	Route 143 Reconstruction and Related Work	0	4	4.22	\$7,560,000
Amherst / Pelham	606230	RESURFACING & RELATED WORK ON ROUTE 9 FROM SOUTHEAST ST IN AMHERST THROUGH PELHAM TO THE BELCHERTOWN T.L. (2.2 MILES)	0	4	4.10	\$1,800,000
A gawam /Southwick	115300	Rte. 57 Highway Extension	0	4	3.70	\$80,051,614
Ware	603874	RESURFACING & RELATED WORK ON ROUTE 9, FROM .1 MILE WEST OF THE WARE T.L. EASTERLY TO MM 64.7 IN WARE (2.1 MILES)	0	3	3.03	\$1,273,145
A gawam	607876	Sidewalk Construction on Route 159 From CT Line to Woodcliff Ave and From South St to Riv	0	2	2.43	\$449,575
A gawam	607626	AGAWAM- RESURFACING & RELATED WORK ON ROUTE 159, FROM MEADOW STREET TO 150 FT. SOUTH OF SUFFIELD STREET (1.1 MILES)	75	0	0.00	\$1,450,000

Table 9: Projects Awaiting Design and Funds (Appendix Z) (Cont.)

Community	SID	Project Name and Description	Design	TBC	Estimated Cost	CMAQ Consultation	Notes	District Comments		
Chicopee	606892	SLOPE PROTECTION IMPROVEMENTS AT I-391 BRIDGE OVER THE CONNECTICUT RIVER					0	0	0.00	\$188,190
2017 NHPP	607474	GRANBY- SOUTH HADLEY- RESURFACING & RELATED WORK ON ROUTE 202, FROM LYMAN STREET SOUTH HADLEY TO PLEASANT STREET GRANBY (2 MILES)					0	0	0.00	\$1,410,000
Hadley	606547	PEDESTRIAN SIGNAL INSTALLATION AT 2 LOCATIONS ALONG ROUTE 9 NEAR WEST ST					0	0	0.00	\$134,600
Hadley	607886	RESURFACING AND RELATED WORK ON ROUTE 47 FROM COMINS DRIVE TO OLD RIVER DRIVE, INCLUDES CULVERT REPLACEMENT AT RUSSELLVILLE BROOK					0	0	0.00	\$850,000
2015 SW TAP	607453	SAFE ROUTES TO SCHOOL (WILLIAM E. NORRIS ELEMENTARY)					0	0	0.00	\$531,250
Longmeadow / Springfield	606469	RETAINING WALL REPLACEMENT/REHABILITATION ON I-91 (SB)					0			\$6,143,750
Total Cost (77 Projects)										\$306,004,098
Projects Currently with an Identified Funding Source (25)										\$75,104,003

Table 9: Projects Awaiting Design and Funds (Appendix Z - CMAQ) (Cont.)

2015 - 2018 TIP Year	Community	SID	Project Name and Description	Design	TBC	Estimated Cost	CMAQ Consultation	Notes	District Comments
2015	Springfield	605222	NORTH END & BRIGHTWOOD INFRASTRUCTURE IMPROVEMENTS, FROM OSGOOD STREET TO THE CHICOPEE CITY LINE (NORTHERLY SEGMENT)	75	11	10.50	\$4,233,000	<input checked="" type="checkbox"/>	Needs: Revised ROW plans, NHESP; WPA?; approval of WQDFs; 100% due 5/23/14
2015 SW CMAQ	Northampton	605066	INTERSECTION IMPROVEMENTS AT ROUTE 5 (PLEASANT STREET) AND CONZ STREET	75	8	7.50	\$1,592,248	<input checked="" type="checkbox"/>	RSA held 6/21/2011; DPH held 4/24/13
2016 HPP / CMAQ	Westfield	604968	COLUMBIA GREENWAY RAIL TRAIL CONSTRUCTION (NORTH SECTION), FROM COWLES COURT ACCESS RAMPS TO THE WESTFIELD RIVER BRIDGE, INCLUDES REHAB OF W-25-036 (WESTFIELD RIVER CROSSING)****ITPC \$2,696,964 HPP \$1,857,506 (federal) \$2,250,000 total*****	75	7	6.98	\$446,192	<input checked="" type="checkbox"/>	Needs new DPH
	Westfield	603783	COLUMBIA GREENWAY RAIL TRAIL CONSTRUCTION (CENTER DOWNTOWN SECTION), FROM EAST SILVER STREET TO COWLES COURT, INCLUDES W-25.014, W-25-015, W-25-016, W-25-017, W-25-018 & W-25-019	75	7	6.58	\$6,720,000	<input checked="" type="checkbox"/>	75% submission in 2009
2015 SW TAP	West Springfield	603730	CONNECTICUT RIVER ALK & BIKEWAY EXTENSION; FROM ELM STREET TO DOTY CIRCLE, INCLUDES PEDESTRIAN BRIDGE W-21-020 (2.02 MILES)	100	6	5.77	\$1,706,384	<input checked="" type="checkbox"/>	100% submission in 2012; Contract extension needed

Table 9: Projects Awaiting Design and Funds (Appendix Z - CMAQ) (Cont.)

2015 - 2018 TIP Year	Community	SID	Project Name and Description	Design	TEC	Estimated Cost	CMAQ Consultation	Notes	District Comments
2015	Hadley	604035	SIGNAL & INTERSECTION IMPROVEMENTS AT ROUTE 9 (RUSSELL STREET) & ROUTE 47 (MIDDLE STREET)	25	8	8.02	\$3,038,060	<input checked="" type="checkbox"/>	RSA held 5/18/2012; needs DPH
2016 SW CMAQ	Southwick	603477	Intersection Improvements at Four Locations on Route 57 (Feeding Hills Road)	25	8	7.75	\$3,617,872	<input type="checkbox"/>	
2016 SW CMAQ	Northampton	606555	Roundabout Construction Route 5/10 (North King Street) @ Hatfield Street	25	7	7.18	\$2,874,896	<input checked="" type="checkbox"/>	25% submission reviewed; Project Coordination meeting 3/7/2014 DPH never held
2016 CMAQ	Springfield	605385	SIGNAL & INTERSECTION IMPROVEMENTS @ ROOSEVELT AVENUE & ISLAND POND ROAD, ROOSEVELT AVENUE & ALDEN STREET	25	5	5.47	\$1,900,000	<input checked="" type="checkbox"/>	
2018 SW CMAQ	Chicopee	602912	CHICOPEE RIVER RIVERWALK MULTI-USE PATH CONSTRUCTION, FROM GRAPE STREET TO FRONT STREET (NEAR ELLERTON STREET) (1 MILE)	25	5	5.02	\$2,273,911	<input checked="" type="checkbox"/>	"New" 25% just received at D2 (March/2014); needs DPH
2016 SW CMAQ	Chicopee	602911	CONNECTICUT RIVERWALK & BIKEWAY CONSTRUCTION, FROM BOAT RAMP NEAR I-90 TO NASH FIELD (2.5 MILES) INCL NEW BRIDGE OVER OVERFLOW CHANNEL	25	5	4.85	\$3,261,288	<input checked="" type="checkbox"/>	25% Comments need to be resolved in order to proceed to scheduling a Design Public Hearing (March/2014)
2017	Agawam	604203	Route 187/57 Intersection Improvements	0	9	8.73	\$1,500,000	<input type="checkbox"/>	HSIP/CMAQ Pending Con
2018	Chicopee	604434	RECONSTRUCTION & RELATED WORK ON FULLER ROAD, FROM MEMORIAL DR (RTE 33) TO SHAWINIGAN DR (2.0 MILES)	0	9	8.57	\$6,210,000	<input type="checkbox"/>	CMAQ Pending Con
2018	Northampton	604597	I-91 INTERCHANGE 19 IMPROVEMENTS AT ROUTE 9 AND DAMON RD	0	8	7.78	\$5,000,000	<input type="checkbox"/>	CMAQ Pending Con
2018	Northampton	607502	INTERSECTION IMPROVEMENTS AT KING STREET, NORTH STREET & SUMMER STREET AND AT KING STREET & FINN STREET	0	7	7.40	\$1,653,150	<input type="checkbox"/>	
2016	Chicopee	607736	CHICOPEE- SIGNAL & INTERSECTION IMPROVEMENTS AT 11 INTERSECTIONS ALONG ROUTE 33 (MEMORIAL DRIVE), FROM FULLER ROAD TO BRITTON STREET	0	7	7.15	\$3,651,800	<input type="checkbox"/>	
2018	Holyoke	606903	IMPROVEMENTS TO LOWER WESTFIELD ROAD ON I-91 (INTERCHANGE 15)	0	7	6.67	\$1,031,250	<input type="checkbox"/>	HSIP
2016	South Hadley	607735	SOUTH HADLEY- SIGNAL & INTERSECTION IMPROVEMENTS AT ROUTE 202 (GRANBY ROAD) & ROUTE 33 (LYMAN STREET)	0	6	6.40	\$500,004	<input type="checkbox"/>	HSIP eligible (2011 crash cluster)
2016	Granby	606895	Route 202 Intersection Improvements 2 Locations @ 5 Corners and @ School Street	0	6	6.00	\$500,000	<input type="checkbox"/>	CMAQ/HSIP Pending Con
2016 SW CMAQ	Holyoke	606450	TRAFFIC SIGNAL UPGRADES AT 15 INTERSECTIONS ALONG HIGH & MAPLE STREETS	0	6	5.98	\$1,504,640	<input type="checkbox"/>	
2016	Northampton	607433	INTERSECTION IMPROVEMENTS @ PROSPECT STREET, JACKSON STREET & WOODLAWN AVENUE	0	6	5.95	\$1,248,180	<input type="checkbox"/>	
2016	Northampton	607501	INTERSECTION IMPROVEMENTS @ NORTH ELM STREET, ELM STREET & WOODLAWN AVENUE	0	6	5.55	\$1,489,520	<input type="checkbox"/>	
2016	Holyoke	606156	RECONSTRUCTION OF I-91 INTERCHANGE 17 & ROUTE 141	0	5	5.45	\$2,600,000	<input type="checkbox"/>	CMAQ/HSIP Pending Con
2014 - 2017 TIP Year	Community	SID	Project Name and Description	Design	TEC	Estimated Cost	CMAQ Consultation	Notes	District Comments
2014 - 2017 TIP Year	Chester/Middlefield	602967	Keystone Arch Bridge	0	0.00	\$569,000			

Table 10: Projects Awaiting Design and Funds (Appendix Z) (Cont.) High Priority Project Listing (HPP)

Project Description	City/Town	Project ID	Funding	Fed. Funds	State Funds	Total	Notes
Route 20 Access Improvements on Court Street & Western Avenue This reconstruction project on city-owned streets begins at Court Street at the intersection of Mill and High Street, and runs 0.2 miles westerly to Western Avenue, then westerly 2.25 miles to the intersection of Bates Road. The project will include traffic signal installation at Lloyd's Hill and an upgrade at Mill and High Streets	Westfield	603449	HPP-4287	\$2,002,950	\$500,738	\$2,503,688	
Route 32 Ware Road Reconstruction (\$22,854,850)	Palmer	601504	HPP-4287	\$2,303,744	\$575,936	\$2,879,680	#602844 was advertised on 9/30/06; #604443 was advertised on 8/8/09
		602844;					
		604443;					
Design and construction of Southwick and Westfield Rail Trail	Southwick/Westfield	603783	HPP-1656	\$1,857,506	\$464,377	\$46,779	#604451 was advertised on 9/1/2007
*Construct Access roads to Hospital Hill (\$1,652,818)	Northampton	604451	HPP-158	\$302,865	\$75,716	\$378,581	#604447 was advertised on 9/22/07
*State St. Corridor Redevelopment Project (\$18,052,897)	Springfield	604447	HPP-217	\$899,056	\$224,764	\$1,123,820	#602338 was advertised on 12/6/2008
*Design and construct 1.5 mile Red Stone Rail Trail(\$1,112,074)	East Longmeadow	602338	HPP-578	\$224,764	\$56,191	\$280,955	#604822 was advertised on 9/8/2007
*Intersection improvements Memorial Park II - Roosevelt Ave. (\$2,310,853)	Springfield	604822	HPP-836	\$149,843	\$37,461	\$187,304	
Design north and southbound ramps on I-91 at Exit 19 (\$15,000,000)	Northampton	604597	HPP-847	\$224,764	\$56,191	\$280,955	
Upgrade Route 9 - Calvin Coolidge bridge (1998) (\$31,840,515)	Hadley	124913	HPP - 862	\$83,828	\$20,957	\$104,785	#124913 was advertised on 9/30/2000
Total Project Cost						\$10,061,650	
Earmarks located in Appendix Z will remain un-programmed until full project funding is available							

Projects list in appendix Z are shown for informational purposes and are not programmed in the TIP. If additional funds become available projects from this list could be added if the selected project would be ready for advertisement in that program year

V. Transit Project Listing for FFY 2015-2018

The following is a complete listing of programmed transit projects for FFY 2015-2018

Table 11: FFY 2015 Transit Project Information

FTA Program	Transit Agency	FTA Activity Line Item	Project Description	Carryover or Earmark Detail						Local Funds	Total Cost
				Federal Funds	RTACAP	MAP	ITCCAP	TDC	SCA		
5307	Pioneer Valley Transit Authority (PVTA)	113303	Westfield Intermodal Center	\$1,700,000	\$0	\$0	\$0	\$0	\$0	\$0	\$1,700,000
5307	Pioneer Valley Transit Authority (PVTA)	113303	Rehab/Renovations: Roof Designs	\$280,000	\$70,000	\$0	\$0	\$0	\$0	\$0	\$350,000
5307	Pioneer Valley Transit Authority (PVTA)	113307	Rehab/Renovation: Surveillance Systems	\$114,999	\$28,750	\$0	\$0	\$0	\$0	\$0	\$143,749
5307	Pioneer Valley Transit Authority (PVTA)	112220	Farebox	\$230,139	\$57,535	\$0	\$0	\$0	\$0	\$0	\$287,674
5307	Pioneer Valley Transit Authority (PVTA)	111216	Purchase - Replacement: Vans (6)	\$313,590	\$78,398	\$0	\$0	\$0	\$0	\$0	\$391,988
5307	Pioneer Valley Transit Authority (PVTA)	111301	Purchase - Buses for Expanded Service, 40' (8)	\$871,448	\$657,362	\$0	\$0	\$0	\$0	\$0	\$1,528,810
5307	Pioneer Valley Transit Authority (PVTA)	111204	BUY < 30' mini bus, Replacements (4)	\$304,000	\$76,000	\$0	\$0	\$0	\$0	\$0	\$380,000
5307	Pioneer Valley Transit Authority (PVTA)	119306	CONSTRUCT BICYCLE ACCESS, FACIL & EQUIP ON BUSES	\$8,000	\$2,000	\$0	\$0	\$0	\$0	\$0	\$10,000
5307	Pioneer Valley Transit Authority (PVTA)	114402	REHAB/RENOVATE - Environmental Compliance	\$76,252	\$19,063	\$0	\$0	\$0	\$0	\$0	\$95,315
5307	Pioneer Valley Transit Authority (PVTA)	119308	Transit Enhancements: Signs/Lighting	\$292,664	\$73,166	\$0	\$0	\$0	\$0	\$0	\$365,830
5307	Pioneer Valley Transit Authority (PVTA)	114220	Rehab/Renovation: Communications Systems (ITS)	\$1,402,929	\$350,732	\$0	\$0	\$0	\$0	\$0	\$1,753,661
5307	Pioneer Valley Transit Authority (PVTA)	442301	Planning	\$180,000	\$0	\$0	\$0	\$0	\$45,000	\$0	\$225,000
5307	Pioneer Valley Transit Authority (PVTA)	117C00	ADA Operating Projects	\$1,183,574	\$0	\$0	\$0	\$0	\$295,894	\$0	\$1,479,468
5307	Pioneer Valley Transit Authority (PVTA)	117A00	Preventive Maintenance	\$2,500,000	\$0	\$0	\$0	\$0	\$625,000	\$0	\$3,125,000
5307	Pioneer Valley Transit Authority (PVTA)	116220	Rehab/Renovation: Misc. Communications	\$710,742	\$177,686	\$0	\$0	\$0	\$0	\$0	\$888,428
5307	Pioneer Valley Transit Authority (PVTA)	114402	Rehab/Renovations: Northampton	\$320,000	\$80,000	\$0	\$0	\$0	\$0	\$0	\$400,000
5307	Pioneer Valley Transit Authority (PVTA)	111202	BUY REPLACEMENT 35-FT BUS, (5)	\$1,614,045	\$403,511	\$0	\$0	\$0	\$0	\$0	\$2,017,556
5307	Pioneer Valley Transit Authority (PVTA)	111304	BUY <30- FT BUS FOR EXPANSION, (4)	\$304,000	\$76,000	\$0	\$0	\$0	\$0	\$0	\$380,000
5307	Pioneer Valley Transit Authority (PVTA)	114211	Rehab/Renovation: Support Vehicles (2)	\$100,026	\$25,006	\$0	\$0	\$0	\$0	\$0	\$125,032
5307	Pioneer Valley Transit Authority (PVTA)	114206	Rehab/Renovation: Shop Equipment	\$80,000	\$20,000	\$0	\$0	\$0	\$0	\$0	\$100,000
5307	Pioneer Valley Transit Authority (PVTA)	119302	Transit Enhancements: Shelters	\$16,037	\$4,010	\$0	\$0	\$0	\$0	\$0	\$20,047
Subtotal				\$12,602,445	\$2,199,219	\$0	\$0	\$0	\$965,894	\$0	\$15,767,558

Table 12: FFY 2016 Transit Project Information

FTA Program	Transit Agency	FTA Activity Line Item	Project Description	Carryover or Earmark Detail	Federal Funds	RTACAP	MAP	ITCCAP	TDC	SCA	Local Funds	Total Cost
5307	Pioneer Valley Transit Authority (PVTA)	111204	BUY REPLACEMENT <30 FT BUS, (2)	2015	\$152,000	\$38,000	\$0	\$0	\$0	\$0	\$0	\$190,000
5307	Pioneer Valley Transit Authority (PVTA)	111215	BUY REPLACEMENT VAN non accessible (5)	2015	\$224,000	\$28,000	\$0	\$0	\$0	\$0	\$0	\$140,000
5307	Pioneer Valley Transit Authority (PVTA)	114402	Rehab/Renovations: Northampton	2015	\$1,360,000	\$340,000	\$0	\$0	\$0	\$0	\$0	\$1,700,000
5307	Pioneer Valley Transit Authority (PVTA)	114206	Rehab/Renovation: Shop Equipment	2015	\$24,000	\$6,000	\$0	\$0	\$0	\$0	\$0	\$30,000
5307	Pioneer Valley Transit Authority (PVTA)	119908	Transit Enhancements: Signs/Lighting	2015	\$80,000	\$20,000	\$0	\$0	\$0	\$0	\$0	\$100,000
5307	Pioneer Valley Transit Authority (PVTA)	114220	Rehab/Renovation: Communications Systems (ITS)	2015	\$1,438,006	\$359,501	\$0	\$0	\$0	\$0	\$0	\$1,797,507
5307	Pioneer Valley Transit Authority (PVTA)	442301	Planning	2015	\$208,000	\$0	\$0	\$0	\$0	\$52,000	\$0	\$260,000
5307	Pioneer Valley Transit Authority (PVTA)	117C00	ADA Operating Projects	2015	\$2,344,092	\$0	\$0	\$0	\$0	\$298,250	\$0	\$1,491,248
5307	Pioneer Valley Transit Authority (PVTA)	114402	REHAB/RENOVATE - Environmental Compliance	2015	\$68,000	\$17,000	\$0	\$0	\$0	\$0	\$0	\$85,000
5307	Pioneer Valley Transit Authority (PVTA)	111215	Purchase - Replacement: Vans (20)	2015	\$1,248,000	\$232,000	\$0	\$0	\$0	\$0	\$0	\$1,160,000
5307	Pioneer Valley Transit Authority (PVTA)	119902	Transit Enhancements: Shelters	2015	\$120,000	\$30,000	\$0	\$0	\$0	\$0	\$0	\$150,000
5307	Pioneer Valley Transit Authority (PVTA)	114402	REHAB/RENOVATE - UMITS	2011	\$5,566	\$1,392	\$0	\$0	\$0	\$0	\$0	\$6,958
5307	Pioneer Valley Transit Authority (PVTA)	119306	Transit Enhancements: Bike equipment shel. bus	2015	\$6,400	\$1,600	\$0	\$0	\$0	\$0	\$0	\$8,000
5307	Pioneer Valley Transit Authority (PVTA)	116220	Rehab/Renovation: Misc. Communications	2015	\$3,155,010	\$829,821	\$0	\$0	\$0	\$0	\$0	\$3,984,831
5307	Pioneer Valley Transit Authority (PVTA)	117A00	Preventive Maintenance	2015	\$7,590,450	\$0	\$0	\$0	\$0	\$750,000	\$0	\$3,750,000
5307	Pioneer Valley Transit Authority (PVTA)	114211	ACQUIRE - SUPPORT VEHICLES, (1)	2015	\$80,000	\$20,000	\$0	\$0	\$0	\$0	\$0	\$100,000
Subtotal					\$18,103,524	\$1,923,314	\$0	\$0	\$0	\$1,100,250	\$0	\$14,953,544

Table 13: FFY 2016 Transit Project Information (Continued)

5309						Subtotal	\$0	\$0	\$0	\$0	\$0	\$0	\$0	\$0
5310						Subtotal	\$0	\$0	\$0	\$0	\$0	\$0	\$0	\$0
5311						Subtotal	\$0	\$0	\$0	\$0	\$0	\$0	\$0	\$0
5337						Subtotal	\$0	\$0	\$0	\$0	\$0	\$0	\$0	\$0
5339						Subtotal	\$0	\$0	\$0	\$0	\$0	\$0	\$0	\$0
5339	Pioneer Valley Transit Authority (PVTA)	114402	Rehab/Renovations: UVMTS	2015			\$816,000	\$202,609	\$0	\$0	\$0	\$0	\$0	\$1,013,043
					Subtotal		\$816,000	\$202,609	\$0	\$0	\$0	\$0	\$0	\$1,013,043
	Other Federal				Subtotal		\$0	\$0	\$0	\$0	\$0	\$0	\$0	\$0
	Other Non-Federal				Subtotal		\$0	\$0	\$0	\$0	\$0	\$0	\$0	\$0
	Other													
	Non-Federal													
	Federal	Pioneer Valley Transit Authority (PVTA)	111306	Purchase - Expansion: Buses (16)		\$0	\$6,134,730	\$0	\$0	\$0	\$0	\$0	\$0	\$6,134,730
	Other													
	Non-Federal													
	Federal	Pioneer Valley Transit Authority (PVTA)	113101	Construction: Northampton, Year 1		\$0	\$250,000	\$0	\$0	\$0	\$0	\$0	\$0	\$250,000
	Other													
	Non-Federal													
	Federal	Pioneer Valley Transit Authority (PVTA)	111216	BUY REPLUSEDAN/STATION WAGON, (5)		\$0	\$140,000	\$0	\$0	\$0	\$0	\$0	\$0	\$140,000
					Subtotal		\$0	\$6,524,730	\$0	\$0	\$0	\$0	\$0	\$6,524,730
					Total		\$18,919,524	\$8,650,653	\$0	\$0	\$0	\$1,100,250	\$0	\$22,491,317

Table 13: FFY 2017 Transit Project Information

FTA Program	Transit Agency	FTA Activity Line Item	Project Description	Carryover or Earmark Detail	Federal Funds	RTACAP	MAP	ITCCAP	TDC	SCA	Local Funds	Total Cost
5307	Pioneer Valley Transit Authority (PVTA)	111306	Purchase - Expansion: Buses (4)	2016	\$1,984,000	\$496,000	\$0	\$0	\$0	\$0	\$0	\$2,480,000
5307	Pioneer Valley Transit Authority (PVTA)	119302	Transit Enhancements: Shelters	2016	\$40,000	\$10,000	\$0	\$0	\$0	\$0	\$0	\$50,000
5307	Pioneer Valley Transit Authority (PVTA)	119508	Transit Enhancements: Signs/Lighting	2016	\$8,000	\$2,000	\$0	\$0	\$0	\$0	\$0	\$10,000
5307	Pioneer Valley Transit Authority (PVTA)	116220	Rehab/Renovation: Misc. Communications	2016	\$2,694,890	\$775,192	\$0	\$0	\$0	\$0	\$0	\$3,470,082
5307	Pioneer Valley Transit Authority (PVTA)	114402	Rehab/Renovations: Northampton, Year 2	2016	\$600,000	\$150,000	\$0	\$0	\$0	\$0	\$0	\$750,000
5307	Pioneer Valley Transit Authority (PVTA)	442301	Planning	2016	\$220,000	\$0	\$0	\$0	\$0	\$55,000	\$0	\$275,000
5307	Pioneer Valley Transit Authority (PVTA)	117C00	ADA Operating Projects	2016	\$1,204,928	\$0	\$0	\$0	\$0	\$301,232	\$0	\$1,506,160
5307	Pioneer Valley Transit Authority (PVTA)	117A00	Preventive Maintenance	2016	\$3,500,000	\$0	\$0	\$0	\$0	\$875,000	\$0	\$4,375,000
5307	Pioneer Valley Transit Authority (PVTA)	111216	BUY REPL SEDAN/STATION WAGON, (8)	2016	\$192,000	\$48,000	\$0	\$0	\$0	\$0	\$0	\$240,000
5307	Pioneer Valley Transit Authority (PVTA)	114402	REHAB/RENOVATE - MAINTENANCE FACILITY, SATCO, Yr 1	2016	\$480,000	\$120,000	\$0	\$0	\$0	\$0	\$0	\$600,000
5307	Pioneer Valley Transit Authority (PVTA)	113303	TERMINAL, INTERMODAL (TRANSIT), Northampton, Yr 1	2016	\$120,000	\$30,000	\$0	\$0	\$0	\$0	\$0	\$150,000
5307	Pioneer Valley Transit Authority (PVTA)	111215	BUY REPLACEMENT VAN (2)	2016	\$109,462	\$27,366	\$0	\$0	\$0	\$0	\$0	\$136,828
5307	Pioneer Valley Transit Authority (PVTA)	111215	BUY REPLACEMENT VAN, (4)	2016	\$89,600	\$22,400	\$0	\$0	\$0	\$0	\$0	\$112,000
5307	Pioneer Valley Transit Authority (PVTA)	119306	CONSTRUCT BICYCLE ACCESS, FACIL & EQUIP ON BUSES	2016	\$6,400	\$1,600	\$0	\$0	\$0	\$0	\$0	\$8,000
5307	Pioneer Valley Transit Authority (PVTA)	114402	Rehab/Renovations: UNVASS, Year 1	2016	\$800,000	\$200,000	\$0	\$0	\$0	\$0	\$0	\$1,000,000
Subtotal					\$12,049,280	\$1,882,558	\$0	\$0	\$0	\$1,231,232	\$0	\$15,163,070

Table 13: FFY 2017 Transit Project Information (Continued)

5309				Subtotal	\$0	\$0	\$0	\$0	\$0	\$0	\$0	\$0	\$0
5310				Subtotal	\$0	\$0	\$0	\$0	\$0	\$0	\$0	\$0	\$0
5311				Subtotal	\$0	\$0	\$0	\$0	\$0	\$0	\$0	\$0	\$0
5337				Subtotal	\$0	\$0	\$0	\$0	\$0	\$0	\$0	\$0	\$0
5339	Pioneer Valley Transit Authority (PVTA)	111215	Purchase - Replacement: Vans (20)	2016	\$928,000	\$204,635	\$0	\$0	\$0	\$0	\$0	\$0	\$1,023,173
				Subtotal	\$928,000	\$204,635	\$0	\$0	\$0	\$0	\$0	\$0	\$1,023,173
Other Federal				Subtotal	\$0	\$0	\$0	\$0	\$0	\$0	\$0	\$0	\$0
Other Non-Federal													
Other Non-Federal	Pioneer Valley Transit Authority (PVTA)	114220	Rehab/Renovation: Communications Systems (ITS)		\$0	\$1,330,980	\$0	\$0	\$0	\$0	\$0	\$0	\$1,330,980
Other Non-Federal	Pioneer Valley Transit Authority (PVTA)	114402	REHAB/RENOVATE - Environmental Compliance		\$0	\$150,000	\$0	\$0	\$0	\$0	\$0	\$0	\$150,000
Other Non-Federal	Pioneer Valley Transit Authority (PVTA)	114302	CONSTRUCT - MAINT FACILITY, Spfld.O&M, Yr 4		\$0	\$44,350,000	\$0	\$0	\$0	\$0	\$0	\$0	\$44,350,000
Other Non-Federal	Pioneer Valley Transit Authority (PVTA)	114406	Rehab/Renovation: Shop Equipment		\$0	\$100,000	\$0	\$0	\$0	\$0	\$0	\$0	\$100,000
				Subtotal	\$0	\$45,930,980	\$0	\$0	\$0	\$0	\$0	\$0	\$45,930,980
				Total	\$12,977,280	\$48,018,173	\$0	\$0	\$0	\$1,231,232	\$0	\$0	\$62,117,223

Table 14: FFY 2018 Transit Project Information

FTA Program	Transit Agency	FTA Activity Line Item	Project Description	Carryover or Earmark Detail	Federal Funds	RTACAP	MAP	ITCCAP	TDC	SCA	Local Funds	Total Cost
5307	Pioneer Valley Transit Authority (PVTA)	117A00	Preventive Maintenance	2017	\$3,500,000	\$0	\$0	\$0	\$0	\$875,000	\$0	\$4,375,000
5307	Pioneer Valley Transit Authority (PVTA)	117C00	ADA Operating Projects	2017	\$1,216,977	\$0	\$0	\$0	\$0	\$304,244	\$0	\$1,521,221
5307	Pioneer Valley Transit Authority (PVTA)	442301	Planning	2017	\$240,000	\$0	\$0	\$0	\$0	\$60,000	\$0	\$300,000
5307	Pioneer Valley Transit Authority (PVTA)	111216	Purchase - Replacement: Vans (4)	2017	\$696,000	\$174,000	\$0	\$0	\$0	\$0	\$0	\$870,000
5307	Pioneer Valley Transit Authority (PVTA)	119308	Transit Enhancements: Signs/Lighting	2017	\$12,000	\$3,000	\$0	\$0	\$0	\$0	\$0	\$15,000
5307	Pioneer Valley Transit Authority (PVTA)	116220	Rehab/Renovation: Misc. Communications	2017	\$1,658,962	\$414,741	\$0	\$0	\$0	\$0	\$0	\$2,073,703
5307	Pioneer Valley Transit Authority (PVTA)	114402	Rehab/Renovations: Northampton	2017	\$200,000	\$50,000	\$0	\$0	\$0	\$0	\$0	\$250,000
5307	Pioneer Valley Transit Authority (PVTA)	114211	ACQUIRE - SUPPORT VEHICLES, (1)	2017	\$53,531	\$13,383	\$0	\$0	\$0	\$0	\$0	\$66,914
5307	Pioneer Valley Transit Authority (PVTA)	114402	REHAB/RENOVATE - Environmental Compliance	2017	\$120,000	\$30,000	\$0	\$0	\$0	\$0	\$0	\$150,000
5307	Pioneer Valley Transit Authority (PVTA)	119306	CONSTRUCT BICYCLE ACCESS, FACIL & EQUIP ON BUSES	2017	\$9,600	\$2,400	\$0	\$0	\$0	\$0	\$0	\$12,000
5307	Pioneer Valley Transit Authority (PVTA)	114403	REHAB/RENOVATE - ADMIN/MAINT FACILITY	2017	\$80,000	\$20,000	\$0	\$0	\$0	\$0	\$0	\$100,000
5307	Pioneer Valley Transit Authority (PVTA)	119302	Transit Enhancements: Shelters	2017	\$40,000	\$10,000	\$0	\$0	\$0	\$0	\$0	\$50,000
5307	Pioneer Valley Transit Authority (PVTA)	114402	Rehab/Renovations: Holyoke	2017	\$120,000	\$30,000	\$0	\$0	\$0	\$0	\$0	\$150,000
5307	Pioneer Valley Transit Authority (PVTA)	114220	Rehab/Renovation: Communications Systems (ITS)	2017	\$1,065,424	\$266,356	\$0	\$0	\$0	\$0	\$0	\$1,331,780
5307	Pioneer Valley Transit Authority (PVTA)	111216	BUY REPL SEDAN/STATION WAGON, (6)	2017	\$144,000	\$36,000	\$0	\$0	\$0	\$0	\$0	\$180,000
5307	Pioneer Valley Transit Authority (PVTA)	114402	REHAB/RENOVATE - MAINTENANCE FACILITY, SATCO, YR 2	2017	\$3,200,000	\$593,319	\$0	\$0	\$0	\$0	\$0	\$2,966,596
5307	Pioneer Valley Transit Authority (PVTA)	113303	TERMINAL, INTERMODAL (TRANSIT), Northampton, Yr 2	2017	\$640,000	\$160,000	\$0	\$0	\$0	\$0	\$0	\$800,000
Subtotal					\$12,996,494	\$1,803,199	\$0	\$0	\$0	\$1,239,244	\$0	\$15,212,214

VI. STATEWIDE FEDERAL AID PROJECT LISTING

The MassDOT provided each planning agency a listing of statewide items anticipated for FFY 2015 to 2018. These items are to be funded separately from the regional TIP program. This information is provided in the following Tables.

2015 Statewide Transportation Improvement Program

Interstate Maintenance and National Highway System Preservation

MassDOT Project ID	MPO	MassDOT Project Description	MassDOT District	Funding Source	Total Programmed Funds	Federal Funds	Non-Federal Funds	Additional Information
► Section 1D / Federal Aid Major & State Category Projects								
► IM - Interstate Maintenance								
606588	Central Mass	WORCESTER - INTERSTATE MAINTENANCE & RELATED WORK ON I-190 (NB)	3	NHPP	\$ 14,910,480	\$ 13,419,432	\$ 1,491,048	
607181	Central Mass	NORTHBOROUGH-MARLBOROUGH - INTERSTATE MAINTENANCE & RELATED WORK ON I-290	3	NHPP	\$ 8,365,728	\$ 7,529,155	\$ 836,573	
606549	Memmack Valley	GEORGETOWN- NEWBURY- WEST NEWBURY- NEWBURYPORT- AMESBURY- SALISBURY- INTERSTATE MAINTENANCE & RELATED WORK ON I-95	4	NHPP	\$ 21,240,000	\$ 19,116,000	\$ 2,124,000	
PENDING	Memmack Valley	LAWRENCE - NORTH ANDOVER - INTERSTATE MAINTENANCE AND RELATED WORK ON I-495	4	NHPP	\$ 7,788,000	\$ 7,009,200	\$ 778,800	
IM Subtotal					\$ 52,304,208	\$ 47,073,787	\$ 5,230,421	◀ 80% Federal + 10% Non-Federal
► NHS - National Highway System								
606887	Berkshire	SHEFFIELD - GREAT BARRINGTON - RESURFACING AND RELATED WORK ROUTE 7	1	NHPP	\$ 6,041,040	\$ 5,312,832	\$ 1,328,208	Construction: YOE 4%
606544	Berkshire	LENOX- PITTSFIELD RESURFACING AND RELATED WORK ROUTE 7	1	NHPP	\$ 3,422,162	\$ 2,737,730	\$ 684,432	Construction: YOE 4%
607174	Boston	CHELSEA- REVERE- RESURFACING & RELATED WORK ON ROUTE 1	4	NHPP	\$ 8,833,824	\$ 6,607,059	\$ 1,726,765	High Friction Surfacing & Signage - Safety Funding Additional
PENDING	Boston	BEVERLY - RESURFACING & RELATED WORK ON ROUTE 128	4	NHPP	\$ 5,805,600	\$ 4,644,480	\$ 1,161,120	
NHS Subtotal					\$ 24,502,626	\$ 19,602,101	\$ 4,900,525	◀ 80% Federal + 20% Non-Federal

IM + NHS		\$ 66,675,888
Fed Aid Target		\$ 66,689,500
Difference		\$ (13,612)
Constrained?		Yes

Fiscal Constraint Analysis performed using Federal Funds amounts

2016 statewide Transportation Improvement Program

Interstate Maintenance and National Highway System Preservation

MassDOT Project ID	MPO	MassDOT Project Description	MassDOT District	Funding Source	Total Programmed Funds	Federal Funds	Non-Federal Funds	Additional Information
► Section 1D / Federal Aid Major & State Category Projects								
► IM - Interstate Maintenance								
606577	Pioneer Valley	HATFIELD- WHATELY- INTERSTATE MAINTENANCE & RELATED WORK ON I-91	2	NHPP	\$ 11,597,040	\$ 10,437,336	\$ 1,159,704	
607182	Pioneer Valley	GREENFIELD - BERNARDSTON - INTERSTATE MAINTENANCE & RELATED WORK ON I-91	2	NHPP	\$ 2,796,543	\$ 2,516,889	\$ 279,654	
606592	Central Mass	STURBRIDGE - HOLLAND- INTERSTATE MAINTENANCE & RELATED WORK ON I-84	3	NHPP	\$ 11,488,592	\$ 10,337,933	\$ 1,148,659	
606574	Memmack Valley	ANDOVER- INTERSTATE MAINTENANCE & RELATED WORK ON ROUTE I-495	4	NHPP	\$ 10,514,860	\$ 9,483,185	\$ 1,051,485	
606176	Boston	FOXBOROUGH-PLAINVILLE-WRENTHAM-INTERSTATE MAINTENANCE AND RELATED WORK ON I-495	5	NHPP	\$ 14,692,038	\$ 13,222,834	\$ 1,469,204	
IM Subtotal					\$ 51,088,863	\$ 45,978,177	\$ 5,108,686	◀ 60% Federal + 10% Non-Federal

► NHS - National Highway System

607175	Central Mass	PLYMOUTH - RESURFACING AND RELATED WORK ON ROUTE 3	5	NHPP	\$ 11,331,965	\$ 9,065,572	\$ 2,266,393	
607176	Central Mass	SHREWSBURY - WESTBOROUGH RESURFACING AND RELATED WORK ON ROUTE 9	3	NHPP	\$ 11,859,908	\$ 9,497,925	\$ 2,371,981	
607473	Central Mass	SOUTHBOROUGH - RESURFACING AND RELATED WORK ON ROUTE 9	3	NHPP	\$ 3,504,883	\$ 2,803,908	\$ 700,977	
NHSFP Subtotal					\$ 26,696,754	\$ 21,357,403	\$ 5,339,351	◀ 80% Federal + 20% Non-Federal

Fiscal Constraint Analysis performed using Federal Funds amounts

IM + NHS	\$ 67,335,680
Fed Aid Target	\$ 67,350,000
Difference	\$ (14,420)

2017 Statewide Transportation Improvement Program

Interstate Maintenance and National Highway System Preservation

MassDOT Project ID	MPO	MassDOT Project Description	MassDOT District	Funding Source	Total Programmed Funds	Federal Funds	Non-Federal Funds	Additional Information
► Section 1D / Federal Aid Major & State Category Projects								
► IM - Interstate Maintenance								
607478		WHATLEY - DEERFIELD - GREENFIELD - INTERSTATE RESURFACING & RELATED WORK ON I-91	2	NHPP	\$ 9,955,613	\$ 8,960,052	\$ 995,561	
607479	Central Mass	SHREWSBURY - BOYLSTON - NORTHBORO - INT. MAINT. & RELATED WORK ON I-290	3	NHPP	\$ 13,906,253	\$ 12,515,628	\$ 1,390,625	
606575	Montachusett	STERLING - LEOMINSTER - LANCASTER - ITNERSTATE RESURFACING AND RELATED WORK ON I-190	3	NHPP	\$ 17,087,350	\$ 15,387,615	\$ 1,709,735	
607481	Boston	RANDOLPH-QUINCY-BRAINTREE - INTERSTATE RESURFACING & RELATED WORK ON I-93		NHPP	\$ 12,055,824	\$ 10,850,242	\$ 1,205,582	
IM Subtotal					\$ 53,015,040	\$ 47,713,636	\$ 5,301,504	◀ 90% Federal + 10% Non-Federal
► NHS - National Highway System								
607475	Montachusett	WINCHENDON - RESURFACING & RELATED WORK ON ROUTE 12	2	NHPP	\$ 1,951,425	\$ 1,561,140	\$ 390,285	
607474	Pioneer Valley	GRANBY / SOUTH HADLEY - RESURFACING AND RELATED WORK ON ROUTE 202	2	NHPP	\$ 1,712,784	\$ 1,370,235	\$ 342,559	
607477	Boston	LYNNFIELD-PEABODY - RESURFACING AND RELATED WORK ON ROUTE 1	4	NHPP	\$ 6,490,417	\$ 5,192,334	\$ 1,298,083	
606179	Cape Cod	DENNIS - HARWICH - BREWSTER - ORLEANS - RESURFACING AND RELATED WORK ON RTE. 6	5	NHPP	\$ 8,483,876	\$ 6,795,101	\$ 1,688,775	
607476	Merrimack Valley	METHUEN-RESURFACING AND RELATED WORK ON ROUTE 213	4	NHPP	\$ 6,266,148	\$ 5,012,918	\$ 1,253,230	
NHS Subtotal					\$ 24,914,660	\$ 19,931,728	\$ 4,982,932	◀ 80% Federal + 20% Non-Federal

Fiscal Constraint Analysis performed using Federal Funds amounts
 IM + NHS \$ 67,645,264
 Fed Aid Target \$ 67,650,000

2018 Statewide Transportation Improvement Program

Interstate Maintenance and National Highway System Preservation

MassDOT Project ID	MPO	MassDOT Project Description	MassDOT District	Funding Source	Total Programmed Funds	Federal Funds	Non-Federal Funds	Additional Information
► Section 1D / Federal Aid Major & State Category Projects								
► IM - Interstate Maintenance								
607560	Pioneer Valley	CHICOPEE - HOLYOKE - INTERSTATE MAINTENANCE & RELATED WORK ON I-391	2	NHPP	\$ 10,911,130	\$ 9,920,017	\$ 1,091,113	
607561	Merrimack Valley	ANDOVER - METHUEN- INTERSTATE MAINTENANCE & RELATED WORK ON I-91	4	NHPP	\$ 10,942,848	\$ 9,846,583	\$ 1,096,265	
607562	Central Mass	WEBSTER - OXFORD -INTERSTATE MAINTENANCE, RESURFACING AND RELATED WORK ON I-391		NHPP	\$ 8,028,720	\$ 7,225,848	\$ 802,872	Total project cost estimate \$12,488,120
607563		WAREHAM - ROCHESTER - INTERSTATE MAINTENANCE & RELATED WORK ON I-495	5	NHPP	\$ 12,743,938	\$ 11,469,544	\$ 1,274,394	25/75% (\$13,334,000)
606546	Boston	FRANKLIN - INTERSTATE MAINTENANCE & RELATED WORK ON I-495		NHPP	\$ 6,280,243	\$ 5,652,219	\$ 628,024	25/75% (\$13,334,000)
607566		SEEKONK - REHOBOTH - INTERSTATE MAINTENANCE & RELATED WORK ON I-495	5	NHPP	\$ 10,001,869	\$ 9,001,692	\$ 1,000,197	25/75% (\$13,334,000)
IM Subtotal					\$ 58,908,748	\$ 53,017,873	\$ 5,890,875	◀ 90% Federal + 10% Non-Federal

► NHS - National Highway System								
PENDING	Boston	SAUGUS - RESURFACING AND RELATED WORK ON ROUTE 1	4	NHPP	\$ 10,620,378	\$ 8,496,302	\$ 2,124,076	CONSTRUCTION Total cost \$8,417,977 (\$7,787,520 NHPP + \$630,457 HISP)
PENDING	Boston	MARSHFIELD - PLYMOUTH - RESURFACING & RELATED WORK ON ROUTE 3	5	NHPP	\$ 16,229,512	\$ 12,983,610	\$ 3,245,902	
PENDING	Boston	MARSHFIELD - RESURFACING & RELATED WORK ON ROUTE 3	5	NHPP	\$ 4,388,285	\$ 3,515,628	\$ 872,657	
NHS Subtotal					\$ 31,248,175	\$ 24,995,540	\$ 6,249,635	◀ 80% Federal + 20% Non-Federal

Fiscal Constraint Analysis performed using Federal Funds amounts	
IM + NHS	\$ 78,016,413
Fed Aid Target	\$ 78,020,000
Difference	\$ (3,587)
Constrained?	Yes

2015 Statewide Transportation Improvement Program

Americans with Disabilities Act and Stormwater Programs

MassDOT Project ID	MPO	MassDOT Project Description	MassDOT District	Funding Source	Total Programmed Funds	Federal Funds	Non-Federal Funds	Additional Information
Section 1D / Federal Aid Major & State Category Projects								
Statewide Stormwater Program								
606898	Statewide	STATEWIDE- STORMWATER RETROFITS AT VARIOUS LOCATIONS (MINHS)	Statewide	STP-TE	\$ 3,300,000	\$ 2,640,000	\$ 660,000	
607002	District 3	DISTRICT 3- STORMWATER RETROFITS AT VARIOUS LOCATIONS	3	STP-TE	\$ 1,500,000	\$ 1,200,000	\$ 300,000	
607003	District 4	DISTRICT 4- STORMWATER RETROFITS AT VARIOUS LOCATIONS	4	STP-TE	\$ 1,250,000	\$ 1,000,000	\$ 250,000	
606897	District 6	DISTRICT 6- STORMWATER RETROFITS AT VARIOUS LOCATIONS	6	STP-TE	\$ 1,200,000	\$ 660,000	\$ 240,000	
Statewide Stormwater Subtotal					\$ 7,250,000	\$ 5,800,000	\$ 1,450,000	◀ 80% Federal + 20% Non-Federal
Fed Aid Target					\$ 5,800,000			
Difference								
Constrained?						Yes		
Statewide ADA Retrofits Program								
No Projects Programmed								
Statewide ADA Subtotal					\$ -	\$ -	\$ -	◀ Funding Split Varies by Project Specifications
Fed Aid Target					\$ -			
Difference								
Constrained?						Yes		

2016 statewide Transportation Improvement Program

Americans with Disabilities Act and Stormwater Programs

MassDOT Project ID	MPO	MassDOT Project Description	MassDOT District	Funding Source	Total Programmed Funds	Federal Funds	Non-Federal Funds	Additional Information
Section 1D / Federal Aid Major & State Category Projects								
Statewide Stormwater Program								
607004	Statewide	STATEWIDE- STORMWATER RETROFITS AT VARIOUS LOCATIONS (MINHS)	Statewide	STP-Flex	\$ 1,700,000	\$ 1,360,000	\$ 340,000	
607001	District 2	DISTRICT 2- STORMWATER RETROFITS AT VARIOUS LOCATIONS	2	STP-Flex	\$ 1,500,000	\$ 1,200,000	\$ 300,000	
606896	District 5	DISTRICT 5- STORMWATER RETROFITS AT VARIOUS LOCATIONS	5	STP-Flex	\$ 800,000	\$ 640,000	\$ 160,000	
606894	District 3	DISTRICT 3- STORMWATER RETROFITS AT VARIOUS LOCATIONS	6	STP-Flex	\$ 1,000,000	\$ 800,000	\$ 200,000	
Statewide Stormwater Subtotal					\$ 5,000,000	\$ 4,000,000	\$ 1,000,000	◀ 80% Federal + 20% Non-Federal
Fed Aid Target					\$ 4,000,000			
Difference								
Constrained?						Yes		
Statewide ADA Retrofits Program								
607035	District 1	DISTRICT 1- ADA RETROFITS AT VARIOUS LOCATIONS	1	STP-Flex	\$ 340,000	\$ 272,000	\$ 68,000	
607036	District 2	DISTRICT 2- ADA RETROFITS AT VARIOUS LOCATIONS	2	STP-Flex	\$ 740,000	\$ 562,000	\$ 148,000	
607038	District 3	DISTRICT 3- ADA RETROFITS AT VARIOUS LOCATIONS	3	STP-Flex	\$ 1,260,000	\$ 1,024,000	\$ 256,000	
607042	District 6	DISTRICT 6- ADA RETROFITS AT VARIOUS LOCATIONS	6	STP-Flex	\$ 1,640,000	\$ 1,312,000	\$ 328,000	
Statewide ADA Subtotal					\$ 4,000,000	\$ 3,200,000	\$ 800,000	◀ Funding Split Varies by Project Specifications
Fed Aid Target					\$ 3,200,000			
Difference								
Constrained?						Yes		

2017 Statewide Transportation Improvement Program

Americans with Disabilities Act and Stormwater Programs

MassDOT Project ID	MPO	MassDOT Project Description	MassDOT District	Funding Source	Total Programmed Funds	Federal Funds	Non-Federal Funds	Additional Information
▶ Section 1D / Federal Aid Major & State Category Projects								
▶ Statewide Stormwater Program								
TBD	Statewide	STATEWIDE- STORMWATER RETROFITS AT VARIOUS LOCATIONS (IMINHS)	Statewide	STP-Flex	\$ 1,800,000	\$ 1,440,000	\$ 360,000	
TBD	District 3	DISTRICT 3- STORMWATER RETROFITS AT VARIOUS LOCATIONS	1	STP-Flex	\$ 1,700,000	\$ 1,360,000	\$ 340,000	
606995	District 4	DISTRICT 4- STORMWATER RETROFITS AT VARIOUS LOCATIONS	2	STP-Flex	\$ 1,500,000	\$ 1,200,000	\$ 300,000	
Statewide Stormwater Subtotal					\$ 5,000,000	\$ 4,000,000	\$ 1,000,000	◀ 80% Federal + 20% Non-Federal
Fed Aid Target					\$ 4,000,000			
Difference					\$ -			
Constrained?					Yes			
▶ Statewide ADA Retrofits Program								
607039	District 4	DISTRICT 4- ADA RETROFITS AT VARIOUS LOCATIONS	4	STP-Flex	\$ 2,020,000	\$ 1,616,000	\$ 404,000	
607041	District 5	DISTRICT 5- ADA RETROFITS AT VARIOUS LOCATIONS	5	STP-Flex	\$ 1,889,000	\$ 1,591,200	\$ 397,800	
Statewide ADA Subtotal					\$ 4,009,000	\$ 3,207,200	\$ 801,800	◀ Funding Split Varies by Project Specifications
Fed Aid Target					\$ 3,200,000			
Difference					\$ 7,200			
Constrained?					No			

2018 Statewide Transportation Improvement Program

Americans with Disabilities Act and Stormwater Programs

MassDOT Project ID	MPO	MassDOT Project Description	MassDOT District	Funding Source	Total Programmed Funds	Federal Funds	Non-Federal Funds	Additional Information
▶ Section 1D / Federal Aid Major & State Category Projects								
▶ Statewide Stormwater Program								
TBD	Statewide	STATEWIDE- STORMWATER RETROFITS AT VARIOUS LOCATIONS (IMINHS)	Statewide	STP-Flex	\$ 2,000,000	\$ 1,600,000	\$ 400,000	
TBD	District 3	DISTRICT 3- STORMWATER RETROFITS AT VARIOUS LOCATIONS	1	STP-Flex	\$ 1,500,000	\$ 1,200,000	\$ 300,000	
TBD	District 4	DISTRICT 4- STORMWATER RETROFITS AT VARIOUS LOCATIONS	2	STP-Flex	\$ 1,500,000	\$ 1,200,000	\$ 300,000	
Statewide Stormwater Subtotal					\$ 5,000,000	\$ 4,000,000	\$ 1,000,000	◀ 80% Federal + 20% Non-Federal
Fed Aid Target					\$ 4,000,000			
Difference					\$ -			
Constrained?					Yes			
▶ Statewide ADA Retrofits Program								
607039	District 4	DISTRICT 4- ADA RETROFITS AT VARIOUS LOCATIONS	4	STP-Flex	\$ 2,020,000	\$ 1,616,000	\$ 404,000	
607041	District 5	DISTRICT 5- ADA RETROFITS AT VARIOUS LOCATIONS	5	STP-Flex	\$ 1,889,000	\$ 1,591,200	\$ 397,800	
Statewide ADA Subtotal					\$ 4,009,000	\$ 3,207,200	\$ 801,800	◀ Funding Split Varies by Project Specifications
Fed Aid Target					\$ 3,200,000			
Difference					\$ 7,200			
Constrained?					No			

2015 Statewide Transportation Improvement Program

MassDOT Project ID	MPO	MassDOT Project Description	Infrastructure, Regional and Statewide				Additional Information
			MassDOT District	Funding Source	Total Programmed Funds	Federal Funds	

Section 1D / Federal Aid Major & State Category Projects

Statewide Infrastructure Program								
607700	MAPC	DISTRICT 4- HIGHWAY LIGHTING BRANCH CIRCUIT RE-CABLING FROM SIX (6) LIGHTING LOAD CENTERS ALONG ROUTE I-93 (128) LEXINGTON-WOBURN	4	STP - Flex	\$ 2,500,000	\$ 2,000,000	\$ 500,000	
					Statewide Infrastructure Subtotal	\$ 2,500,000	\$ 2,000,000	\$ 500,000
					Fed Aid Target	\$ 2,000,000	\$ 2,000,000	80% Federal + 20% Non-Federal
					Difference	\$ -		
					Constrained?		Yes	

2016 Statewide Transportation Improvement Program

MassDOT Project ID	MPO	MassDOT Project Description	Infrastructure, Regional and Statewide				Additional Information
			MassDOT District	Funding Source	Total Programmed Funds	Federal Funds	

Section 1D / Federal Aid Major & State Category Projects

Statewide Infrastructure Program								
603917	MAPC	MEDFORD- STONEHAM- WOBURN- READING- HIGHWAY LIGHTING REHABILITATION ON I-93 (PHASE II)	4	STP-Flex	\$ 15,000,000	\$ 12,000,000	\$ 3,000,000	
605733	MAPC	DISTRICT 6- HIGHWAY LIGHTING SYSTEM REPLACEMENT ON I-93, FROM SOUTHAMPTON STREET TO NEPONSET AVENUE IN BOSTON	6	STP-Flex	\$ 2,500,000	\$ 2,000,000	\$ 500,000	
					Statewide Infrastructure Subtotal	\$ 17,500,000	\$ 14,000,000	\$ 3,500,000
					Fed Aid Target	\$ 14,000,000		
					Difference	\$ -		
					Constrained?		Yes	

2017 Statewide Transportation Improvement Program

Infrastructure, Regional and Statewide									
MassDOT Project ID	MPO	MassDOT Project Description	MassDOT District	Funding Source	Total Programmed Funds	Federal Funds	Non-Federal Funds	Additional Information	
▶ Section 1D / Federal Aid Major & State Category Projects									
▶ Statewide Infrastructure Program									
603917	MAPC	MEDFORD- STONEHAM- WOBURN- READING- HIGHWAY LIGHTING REHABILITATION ON I-93 (PHASE II)	4	STP-Flex	\$ 2,500,000	\$ 2,000,000	\$ 500,000	AC Year 2 of 2. See also, FFY2016 = \$2,500,000 Total TFPCC \$17,500,000.	
605733	MAPC	DISTRICT 6- HIGHWAY LIGHTING SYSTEM REPLACEMENT ON I-93, FROM SOUTHAMPTON STREET TO NEPONSET AVENUE IN BOSTON	6	STP-Flex	\$ 4,600,000	\$ 3,800,000	\$ 900,000	AC Year 2 of 3. See also, FFY 2016 = \$2,500,000, FFY 2018 = \$1,000,000. TFPCC = \$8,250,000	
Statewide Infrastructure Subtotal					\$ 7,000,000	\$ 5,800,000	\$ 1,400,000	◀ 80% Federal + 20% Non-Federal	
					Fed Aid Target \$ 5,800,000	Difference \$ -	Constrained? Yes		

2018 Statewide Transportation Improvement Program

Infrastructure, Regional and Statewide									
MassDOT Project ID	MPO	MassDOT Project Description	MassDOT District	Funding Source	Total Programmed Funds	Federal Funds	Non-Federal Funds	Additional Information	
▶ Section 1D / Federal Aid Major & State Category Projects									
▶ Statewide Infrastructure Program									
605733	MAPC	DISTRICT 6- HIGHWAY LIGHTING SYSTEM REPLACEMENT ON I-93, FROM SOUTHAMPTON STREET TO NEPONSET AVENUE IN BOSTON	6	STP-Flex	\$ 1,250,000	\$ 1,000,000	\$ 250,000	AC Year 3 of 3. See also, FFY2016 = \$2,500,000, FFY2017 = \$4,500,000. Total TFPCC \$8,250,000.	
606381	MAPC	ARLINGTON-BELMONT-HIGHWAY LIGHTING REPAIR & MAINTENANCE ON ROUTE 2	4	STP-Flex	\$ 5,750,000	\$ 4,800,000	\$ 1,150,000		
Statewide Infrastructure Subtotal					\$ 7,000,000	\$ 5,800,000	\$ 1,400,000	◀ 80% Federal + 20% Non-Federal	
					Fed Aid Target \$ 5,800,000	Difference \$ -	Constrained? Yes		

2015 Statewide Transportation Improvement Program

Intelligent Transportation Systems

MassDOT Project ID	MPO	MassDOT Project Description	MassDOT District	Funding Source	Total Programmed Funds	Federal Funds	Non-Federal Funds	Additional Information
Section 1D / Federal Aid Major & State Category Projects								
Statewide Intelligent Transportation Systems								
607422	Statewide	Statewide- Real Time Traffic Monitoring (RTTM) System (AC Year 2 of 2)	Statewide	CMAQ	\$ 1,500,000	\$ 1,200,000	\$ 300,000	
607424	Statewide	Statewide- ITS Advanced Transportation Management System (ATMS) software (AC Year 1 of 2)	Statewide	CMAQ	\$ 1,000,000	\$ 800,000	\$ 200,000	
606432	Statewide	i-95 ITS Fiber-Optic expansion - Burlington to Woburn	Statewide	CMAQ	\$ 5,000,000	\$ 4,000,000	\$ 1,000,000	
606927	Statewide	VMS Replacement	Statewide	CMAQ	\$ 1,000,000	\$ 800,000	\$ 200,000	
Statewide ITS and HOV Capital Subtotal					\$ 8,500,000	\$ 6,800,000	\$ 1,700,000	80% Federal + 20% Non-Federal
Difference					\$	\$	\$	
Constrained?						Yes		

606930	Statewide	HOV Lane Tow Truck Services for 2 years (Year 1)	0	STP-Flex	\$ 228,800	\$ 183,040	\$ 45,760	AC Year 1 of 2
606931	Statewide	HOV lane BTV Operator Contract, 2 year contract (Year 1)	0	STP-Flex	\$ 228,800	\$ 183,040	\$ 45,760	AC Year 1 of 2
606932	Statewide	HOV Operating Expenses for two years (year 1)	0	STP-Flex	\$ 228,800	\$ 183,040	\$ 45,760	AC Year 1 of 2
606939	Statewide	HOV Operating and Maintenance Expenses	Statewide	STP-Flex	\$ 1,013,600	\$ 810,880	\$ 202,720	AC Year 1 of 2
606940	Statewide	Highway Assistance Patrols - area 1 - year 1	Statewide	STP-Flex	\$ 500,000	\$ 400,000	\$ 100,000	AC Year 1 of 3
606941	Statewide	Highway Assistance Patrols - area 2 - year 1	Statewide	STP-Flex	\$ 500,000	\$ 400,000	\$ 100,000	AC Year 1 of 3
606942	Statewide	Highway Assistance Patrols - area 3 - year 1	Statewide	STP-Flex	\$ 500,000	\$ 400,000	\$ 100,000	AC Year 1 of 3
606943	Statewide	Highway Assistance Patrols - area 4 - year 1	Statewide	STP-Flex	\$ 500,000	\$ 400,000	\$ 100,000	AC Year 1 of 3
606944	Statewide	Highway Assistance Patrols - area 5 - year 1	Statewide	STP-Flex	\$ 500,000	\$ 400,000	\$ 100,000	AC Year 1 of 3
Statewide ITS and HOV Operations Subtotal					\$ 4,300,000	\$ 3,440,000	\$ 860,000	80% Federal + 20% Non-Federal
Difference					\$	\$	\$	
Constrained?						Yes		

1013744 Statewide ITS Subtotal \$ 12,800,000 \$ 10,240,000 \$ 2,560,000

2016 Statewide Transportation Improvement Program

Intelligent Transportation Systems

MassDOT Project ID	MPO	MassDOT Project Description	MassDOT District	Funding Source	Total Programmed Funds	Federal Funds	Non-Federal Funds	Additional Information
--------------------	-----	-----------------------------	------------------	----------------	------------------------	---------------	-------------------	------------------------

► Section 1D / Federal Aid Major & State Category Projects

► Statewide Intelligent Transportation Systems

607483	Statewide	Route 24 ITS - Randolph to Fall River	Statewide	CMAQ	\$ 6,000,000	\$ 4,800,000	\$ 1,200,000	
607484	Statewide	I-290 ITS - I-495 to I-60	Statewide	CMAQ	\$ 3,500,000	\$ 2,800,000	\$ 700,000	
Statewide ITS and HOV Capital Subtotal					\$ 9,500,000	\$ 7,600,000	\$ 1,900,000	◀ 80% Federal + 20% Non-Federal
Difference					\$ 7,600,000	\$ 7,600,000		

Project ID	MPO	Project Description	MassDOT District	Funding Source	Total Programmed Funds	Federal Funds	Non-Federal Funds	Additional Information
------------	-----	---------------------	------------------	----------------	------------------------	---------------	-------------------	------------------------

606930	Statewide	HOV Lane Tow Truck Services for 2 years (Year 2)	6	STP-Flex	\$ 350,000	\$ 280,000	\$ 70,000	AC Year 2 of 2
606931	Statewide	HOV Lane BTV Operator Contract, 2 year contract (Year 2)	6	STP-Flex	\$ 800,000	\$ 640,000	\$ 160,000	AC Year 2 of 2
606932	Statewide	HOV Operating Expenses for two years (Year 2)	6	STP-Flex	\$ 200,000	\$ 160,000	\$ 40,000	AC Year 2 of 2
606916	Statewide	HOC Operating and Maintenance Expenses	Statewide	STP-Flex	\$ 10,000	\$ 8,000	\$ 2,000	AC Year 2 of 2
606939	Statewide	Highway Assistance Patrols - area 1 - year 2	Statewide	STP-Flex	\$ 440,000	\$ 352,000	\$ 88,000	AC Year 2 of 3
606940	Statewide	Highway Assistance Patrols - area 2 - year 2	Statewide	STP-Flex	\$ 450,000	\$ 360,000	\$ 90,000	AC Year 2 of 3
606941	Statewide	Highway Assistance Patrols - area 3 - year 2	Statewide	STP-Flex	\$ 450,000	\$ 360,000	\$ 90,000	AC Year 2 of 3
606942	Statewide	Highway Assistance Patrols - area 4 - year 2	Statewide	STP-Flex	\$ 400,000	\$ 320,000	\$ 80,000	AC Year 2 of 3
606943	Statewide	Highway Assistance Patrols - area 5 - year 2	Statewide	STP-Flex	\$ 400,000	\$ 320,000	\$ 80,000	AC Year 2 of 3
606944	Statewide	Highway Assistance Patrols - area 6 - year 2	Statewide	STP-Flex	\$ 100,000	\$ 80,000	\$ 20,000	AC Year 2 of 3
Statewide ITS and HOC/HOV Operations Subtotal					\$ 3,600,000	\$ 2,880,000	\$ 720,000	◀ 80% Federal + 20% Non-Federal
Difference					\$ 2,880,000	\$ 2,880,000		

Statewide ITS Subtotal \$ 13,100,000 \$ 10,480,000 \$ 2,620,000

2017 Statewide Transportation Improvement Program

Intelligent Transportation Systems

MassDOT Project ID	MPO	MassDOT Project Description	MassDOT District	Funding Source	Total Programmed Funds	Federal Funds	Non-Federal Funds	Additional Information
Section 1D / Federal Aid Major & State Category Projects								
Statewide Intelligent Transportation Systems								
607482	Statewide	I-93 ITS - Woburn to Methuen	Statewide	CMAQ	\$ 4,000,000	\$ 3,200,000	\$ 800,000	
606936	Statewide	I-95 ITS - Exit 42 to Salisbury	Statewide	CMAQ	\$ 5,500,000	\$ 4,400,000	\$ 1,100,000	
Statewide ITS and HOV Capital Subtotal					\$ 9,500,000	\$ 7,600,000	\$ 1,900,000	◀ 80% Federal + 20% Non-Federal
Difference					\$ -	\$ -	\$ -	
Constrained?					Yes	Yes	Yes	
606939	Statewide	HOV Lane Tow Truck Services for 2 years (Year 1)	0	STP-Flex	\$ 350,000	\$ 280,000	\$ 70,000	AC Year 1 of 2
606940	Statewide	HOV Lane BTV Operator Contract, 2 year contract (year 1)	0	STP-Flex	\$ 800,000	\$ 640,000	\$ 160,000	AC Year 1 of 2
606941	Statewide	HOV Operating Expenses for two years (year 1)	0	STP-Flex	\$ 480,000	\$ 480,000	\$ 0	AC Year 1 of 2
606942	Statewide	HOC Operating and Maintenance Expenses	Statewide	STP-Flex	\$ 1,425,000	\$ 1,140,000	\$ 285,000	AC Year 1 of 2
606943	Statewide	Highway Assistance Patrols - area 1 - year 1	Statewide	STP-Flex	\$ 1,200,000	\$ 960,000	\$ 240,000	AC Year 3 of 3
606944	Statewide	Highway Assistance Patrols - area 2 - year 1	Statewide	STP-Flex	\$ 1,200,000	\$ 960,000	\$ 240,000	AC Year 3 of 3
606945	Statewide	Highway Assistance Patrols - area 3 - year 1	Statewide	STP-Flex	\$ 1,200,000	\$ 960,000	\$ 240,000	AC Year 3 of 3
606946	Statewide	Highway Assistance Patrols - area 4 - year 1	Statewide	STP-Flex	\$ 800,000	\$ 640,000	\$ 160,000	AC Year 3 of 3
606947	Statewide	Highway Assistance Patrols - area 5 - year 1	Statewide	STP-Flex	\$ 750,000	\$ 600,000	\$ 150,000	AC Year 3 of 3
606948	Statewide	Highway Assistance Patrols - area 6 - year 1	Statewide	STP-Flex	\$ 175,000	\$ 140,000	\$ 35,000	AC Year 3 of 3
Statewide ITS and HOC/HOV Operations Subtotal					\$ 8,500,000	\$ 6,800,000	\$ 1,700,000	◀ 80% Federal + 20% Non-Federal
Difference					\$ 0,800,000	\$ 0,800,000	\$ 0	

2018 Statewide Transportation Improvement Program

Intelligent Transportation Systems

MassDOT Project ID	MPO	MassDOT Project Description	MassDOT District	Funding Source	Total Programmed Funds	Federal Funds	Non-Federal Funds	Additional Information
Section 1D / Federal Aid Major & State Category Projects								
Statewide Intelligent Transportation Systems								
607486	Statewide	Statewide- ITS Highway Operations Center (HOC) Infrastructure Improvements	Statewide	CMAQ	\$ 1,680,000	\$ 1,344,000	\$ 336,000	
607487	Statewide	Statewide- ITS ATMS Software & Hardware Systems Integration	Statewide	CMAQ	\$ 2,240,000	\$ 1,792,000	\$ 448,000	
606933	Statewide	Statewide- Consultant Service Contract for ITS design and Support Services	Statewide	CMAQ	\$ 500,000	\$ 400,000	\$ 100,000	
606934	Statewide	Statewide- Consultant Service Contract for ITS design and Support Services	Statewide	CMAQ	\$ 500,000	\$ 400,000	\$ 100,000	
606938	Statewide	Statewide- Expansion of CCTV, VMS & Traffic Sensor Network	Statewide	CMAQ	\$ 4,579,680	\$ 3,663,744	\$ 915,936	
Statewide ITS and HOV Capital Subtotal					\$ 9,499,680	\$ 7,599,744	\$ 1,899,936	◀ 80% Federal + 20% Non-Federal
Difference					\$ (400,256)	\$ (400,256)	\$ 0	
Constrained?					Yes	Yes	Yes	
606939	Statewide	HOV Lane Tow Truck Services for 2 years (Year 2)	0	STP-Flex	\$ 350,000	\$ 280,000	\$ 70,000	AC Year 2 of 2
606940	Statewide	HOV Lane BTV Operator Contract, 2 year contract (year 2)	0	STP-Flex	\$ 800,000	\$ 640,000	\$ 160,000	AC Year 2 of 2
606941	Statewide	HOV Operating Expenses for two years (year 2)	0	STP-Flex	\$ 300,000	\$ 300,000	\$ 0	AC Year 2 of 2
606942	Statewide	HOC Operating and Maintenance Expenses	Statewide	STP-Flex	\$ 1,000,000	\$ 800,000	\$ 200,000	AC Year 2 of 2
606943	Statewide	Highway Assistance Patrols - area 1 - year 2	Statewide	STP-Flex	\$ 450,000	\$ 360,000	\$ 90,000	AC Year 2 of 3
606944	Statewide	Highway Assistance Patrols - area 2 - year 2	Statewide	STP-Flex	\$ 450,000	\$ 360,000	\$ 90,000	AC Year 2 of 3
606945	Statewide	Highway Assistance Patrols - area 3 - year 2	Statewide	STP-Flex	\$ 450,000	\$ 360,000	\$ 90,000	AC Year 2 of 3
606946	Statewide	Highway Assistance Patrols - area 4 - year 2	Statewide	STP-Flex	\$ 400,000	\$ 320,000	\$ 80,000	AC Year 2 of 3
606947	Statewide	Highway Assistance Patrols - area 5 - year 2	Statewide	STP-Flex	\$ 400,000	\$ 320,000	\$ 80,000	AC Year 2 of 3
606948	Statewide	Highway Assistance Patrols - area 6 - year 2	Statewide	STP-Flex	\$ 100,000	\$ 80,000	\$ 20,000	AC Year 2 of 3
Statewide ITS and HOC/HOV Operations Subtotal					\$ 14,199,680	\$ 11,359,744	\$ 2,839,936	◀ 80% Federal + 20% Non-Federal
Difference					\$ (160,000)	\$ (160,000)	\$ 0	
Constrained?					Yes	Yes	Yes	

2015 Statewide Transportation Improvement Program

Infrastructure, Regional and Statewide								
MassDOT Project ID	MPO	MassDOT Project Description	MassDOT District	Funding Source	Total Programmed Funds	Federal Funds	Non-Federal Funds	Additional Information
▶ Statewide - Other								
FFY15ABP	Statewide	ACCELERATED BRIDGE PROGRAM- GANS DEBT SERVICE	Statewide	STP-BR-OFF	\$ 3,207,506	\$ 3,207,506	\$ -	Accelerated Bridge Program (ABP) GANs payments begin in FFY 2015.
FFY15ABP	Statewide	ACCELERATED BRIDGE PROGRAM- GANS DEBT SERVICE	Statewide	STP-TE	\$ 24,587,464	\$ 24,587,464	\$ -	Accelerated Bridge Program (ABP) GANs payments begin in FFY 2015.
FFY15ABP	Statewide	ACCELERATED BRIDGE PROGRAM- GANS DEBT SERVICE	Statewide	NHPP	\$ 3,000,000	\$ 3,000,000	\$ -	Accelerated Bridge Program (ABP) GANs payments begin in FFY 2015.
FFY15MSC	Statewide	DBES, FAPO, MISC PROGRAMS	Statewide	STP	\$ 1,000,000	\$ 800,000	\$ 200,000	
FFY15EWO	Statewide	AWARD ADJUSTMENTS, CHANGE ORDERS, ETC	Statewide	STP	\$ 42,292,125	\$ 33,833,700	\$ 8,458,425	
FFY15SPL	Statewide	PLANNING	Statewide	PL	\$ 31,000,000	\$ 24,800,000	\$ 6,200,000	
FFY15SRT	Statewide	RECREATIONAL TRAILS	Statewide	REC	\$ 1,000,000	\$ 800,000	\$ 200,000	
Statewide Other Subtotal					\$ 109,087,125	\$ 91,028,700	\$ 15,058,425	
▶ Statewide - Railroad Crossings Program								
FFY15RRC	Statewide	NO PROJECTS PROGRAMMED	Statewide	RRHE	\$ 500,000	\$ 400,000	\$ 100,000	
FFY15RRC	Statewide	NO PROJECTS PROGRAMMED	Statewide	RCPD	\$ 500,000	\$ 400,000	\$ 100,000	
Statewide Rail/Road Crossings Subtotal					\$ 1,000,000	\$ 800,000	\$ 200,000	◀ 80% Federal + 20% Non-Federal

2016 Statewide Transportation Improvement Program

Infrastructure, Regional and Statewide								
MassDOT Project ID	MPO	MassDOT Project Description	MassDOT District	Funding Source	Total Programmed Funds	Federal Funds	Non-Federal Funds	Additional Information
▶ Section 1D / Federal Aid Major & State Category Projects								
▶ Statewide Regional Major Infrastructure Program								
605181	Memnock Valley	METHUEN- INTERCHANGE RECONSTRUCTION ON I-93 AT ROUTE 110/113 ROTARY, INCLUDING REMOVAL OF M-17-017 & M-17-018, REHAB OF M-17-007 & NEW BRIDGE CONSTRUCTION OF M-17-040	4	CMAQ	\$ 4,832,366	\$ 3,865,885	\$ 966,471	AC YR. 4 of 4. Total Project Cost = \$77,238,801 = FY 2013, 2014, & 2015 Regional Major Infrastructure (CMAQ) & Statewide TE + FY 2016 Regional Major Infrastructure (CMAQ) + FY 2013
FFY16REG	Statewide	NO PROJECTS PROGRAMMED	Statewide	CMAQ	\$ 12,867,645	\$ 10,134,116	\$ 2,533,529	
FFY16REG	Statewide	NO PROJECTS PROGRAMMED	Statewide	NHPP	\$ 12,000,000	\$ 9,600,000	\$ 2,400,000	
607731	Pioneer Valley	SPRINGFIELD- VIADUCT DECK REPLACEMENT OF S-24/ D81 ON I-91 (EARLY ACTION)	Pioneer Valley	NHPP	\$ 71,993,750	\$ 57,595,000	\$ 14,398,750	
Statewide Regional Major Infrastructure Subtotal					\$ 101,493,751	\$ 81,195,001	\$ 20,298,750	◀ 80% Federal + 20% Non-Federal

2017 Statewide Transportation Improvement Program

MassDOT Project ID	MPO	MassDOT Project Description	Infrastructure, Regional and Statewide				Additional Information	
			MassDOT District	Funding Source	Total Programmed Funds	Federal Funds		Non-Federal Funds
Section 1D / Federal Aid Major & State Category Projects								
Statewide Regional Major Infrastructure Program								
FFY17REG 607731	Statewide	NO PROJECTS PROGRAMMED	Statewide	CMAQ	\$ 32,000,000	\$ 25,600,000	\$ 8,400,000	
	Pioneer Valley	SPRINGFIELD- VIADUCT DECK REPLACEMENT OF S-24-061 ON I-91 (EARLY ACTION)	Pioneer Valley	NHPP	\$ 9,000,000	\$ 7,200,000	\$ 1,800,000	
Statewide Regional Major Infrastructure Subtotal					\$ 41,000,000	\$ 32,800,000	\$ 6,400,000	80% Federal + 20% Non-Federal

2018 Statewide Transportation Improvement Program

MassDOT Project ID	MPO	MassDOT Project Description	Infrastructure, Regional and Statewide				Additional Information	
			MassDOT District	Funding Source	Total Programmed Funds	Federal Funds		Non-Federal Funds
Section 1D / Federal Aid Major & State Category Projects								
Statewide Regional Major Infrastructure Program								
FFY18REG	Statewide	NO PROJECTS PROGRAMMED	Statewide	NHPP	\$ 40,375,000	\$ 32,300,000	\$ 8,075,000	
FFY18REG	Statewide	NO PROJECTS PROGRAMMED	Statewide	CMAQ	\$ 625,000	\$ 500,000	\$ 125,000	
Statewide Regional Major Infrastructure Subtotal					\$ 41,000,000	\$ 32,800,000	\$ 8,075,000	80% Federal + 20% Non-Federal

2015 Statewide Transportation Improvement Program

Highway Safety Improvement Program								
MassDOT Project ID	MPO	MassDOT Project Description	MassDOT District	Funding Source	Total Programmed Funds	Federal Funds	Non-Federal Funds	Additional Information
▶ Section ID / Federal Aid Major & State Category Projects								
▶ Statewide Highway Safety Improvement Program								
607072	Statewide	Statewide- Implementation (Phase III) Of The Flashing Yellow Arrow At Signalized Intersections—One Of The "FHWA Nine Proven Countermeasures"	Statewide	HSIP	\$ 1,500,000	\$ 1,350,000	\$ 150,000	
607492	Statewide	Statewide- Various Safety Strategies To Be Determined Based On 2013 SHSP And Updates	Statewide	HSIP	\$ 7,252,087	\$ 6,526,878	\$ 725,209	
606833	Pioneer Valley	West Springfield to Bernardston – Traffic Sign Replacement on Interstate 91 (AC YR 2 of 2)	2	HSIP	\$ 4,004,580	\$ 3,658,122	\$ 406,458	AC Yr 2 of 2
606394	CCC	Conversion to Mileage based Exit Numbering	Statewide	HSIP	\$ 4,000,000	\$ 3,600,000	\$ 400,000	WAITING ON FHWA FOR APPROVAL TO USE HSIP
606485	Central MA	Barnstable - Route 28/Bearses Way	5	HSIP	\$ 600,000	\$ 540,000	\$ 60,000	This is also on Regional CCC TIP
		Route 149 Millbury-Sutton Median Barrier and other safety Improvements	3	HSIP	\$ 1,250,000	\$ 1,125,000	\$ 125,000	
		Statewide HSIP Subtotal			\$ 18,866,687	\$ 16,800,000	\$ 1,886,687	90% Federal + 10% Non-Federal
		Fed Aid Target			\$ 16,800,000	\$ 16,800,000	\$ 0	
		Difference			\$ 0	\$ 0	\$ 0	

2016 Statewide Transportation Improvement Program

Highway Safety Improvement Program								
MassDOT Project ID	MPO	MassDOT Project Description	MassDOT District	Funding Source	Total Programmed Funds	Federal Funds	Non-Federal Funds	Additional Information
▶ Section ID / Federal Aid Major & State Category Projects								
▶ Statewide Highway Safety Improvement Program								
607495	Statewide	Statewide- Sign upgrade (for retroreflectivity) on secondary roadway	Statewide	HSIP	\$ 5,160,000	\$ 4,844,000	\$ 516,000	
607493	Statewide	Statewide- Various Safety Strategies To Be Determined Based On 2013 SHSP And Updates	Statewide	HSIP	\$ 7,780,000	\$ 7,011,000	\$ 779,000	
607918	CCC	Conversion to Mileage based Exit Numbering	Statewide	HSIP	\$ 2,000,000	\$ 1,800,000	\$ 200,000	WAITING ON FHWA FOR APPROVAL TO USE HSIP
606620	Statewide	Route 6 sign upgrades Sandwich to Orleans	5	HSIP	\$ 4,100,000	\$ 3,680,000	\$ 410,000	
		Statewide- Taunton to Bolton I-495 Traffic Sign Replacement	Statewide	HSIP	\$ 5,950,000	\$ 5,355,000	\$ 595,000	
		Statewide HSIP Subtotal			\$ 25,000,000	\$ 22,500,000	\$ 2,500,000	90% Federal + 10% Non-Federal
		Fed Aid Target			\$ 22,500,000	\$ 22,500,000	\$ 0	
		Difference			\$ 0	\$ 0	\$ 0	
		Constrained?						Yes

2017 Statewide Transportation Improvement Program

Highway Safety Improvement Program									
MassDOT Project ID	MPO	MassDOT Project Description	MassDOT District	Funding Source	Total Programmed Funds	Federal Funds	Non-Federal Funds	Additional Information	
▶ Section 1D / Federal Aid Major & State Category Projects									
▶ Statewide Highway Safety Improvement Program									
607494	Statewide	Statewide- Various Safety Strategies To Be Determined Based On 2013 SHSP And Updates	Statewide	HSIP	\$ 6,100,000	\$ 5,460,000	\$ 610,000		
607496	Statewide	Statewide- Sign upgrade (for retroreflectivity) on secondary roadway	Statewide	HSIP	\$ 8,400,000	\$ 7,560,000	\$ 840,000		
607916	OCPC/GRPE DD	Route 24 sign upgrade Randolph - Fall River	5	HSIP	\$ 5,500,000	\$ 4,950,000	\$ 550,000		
Statewide HSIP Subtotal					\$ 20,000,000	\$ 18,000,000	\$ 2,000,000	◀ 90% Federal + 10% Non-Federal	
Fed Aid Target					\$ 18,000,000	\$ 18,000,000		Difference \$ -	
								Constrained? Yes	

2018 Statewide Transportation Improvement Program

Highway Safety Improvement Program									
MassDOT Project ID	MPO	MassDOT Project Description	MassDOT District	Funding Source	Total Programmed Funds	Federal Funds	Non-Federal Funds	Additional Information	
▶ Section 1D / Federal Aid Major & State Category Projects									
▶ Statewide Highway Safety Improvement Program									
607917	Statewide	Statewide- Various Safety Strategies To Be Determined Based On 2013 SHSP And Updates	Statewide	HSIP	\$ 13,100,000	\$ 11,790,000	\$ 1,310,000		
607919	Statewide	Route 200 Auburn - Worcester sign upgrade		HSIP	\$ 4,200,000	\$ 3,780,000	\$ 420,000		
		Route 495 Bolton - Lowell sign upgrade		HSIP	\$ 2,700,000	\$ 2,430,000	\$ 270,000		
Statewide HSIP Subtotal					\$ 20,000,000	\$ 18,000,000	\$ 2,000,000	◀ 90% Federal + 10% Non-Federal	
Fed Aid Target					\$ 18,000,000	\$ 18,000,000		Difference \$ -	
								Constrained? Yes	

2015 Statewide Transportation Improvement Program

Federal Aid Bridge Program

MassDOT Project ID	MPO	MassDOT Project Description	MassDOT District	Funding Source	Total Programmed Funds	Federal Funds	Non-Federal Funds	Additional Information
Section 1B / Federal Aid Bridge Projects								
Off-System Bridges								
607121	Berkshire	SAVOY - BRIDGE REPLACEMENT, S-06-004, RIVER ROAD OVER THE WESTFIELD RIVER	1	STP-BR-OFF	\$ 2,589,860	\$ 2,071,888	\$ 517,972	Year of Estimate 2014
604675	Central Mass	HOLDEN - BRIDGE REHABILITATION, H-18-020, RIVER STREET OVER QUINPOXET RIVER	3	STP-BR-OFF	\$ 4,808,820	\$ 3,845,266	\$ 963,554	Year of Estimate 2014
607117	Franklin	HAWLEY - BRIDGE REPLACEMENT, H-13-003, SAVOY ROAD OVER THE CHICKLEY RIVER	1	STP-BR-OFF	\$ 2,862,422	\$ 2,153,938	\$ 708,484	Year of Estimate 2014
607114	Montachusett	LANCASTER - FULL BRIDGE REPLACEMENT, L-02-018, JACKSON ROAD OVER ROUTE 2.	3	STP-BR-OFF	\$ 3,432,000	\$ 2,745,600	\$ 686,400	AC Yr 2 of 2; Cost Est. as of 4/23/13; Construction; Total Cost = \$7,676,608; Bridge Off System; \$4,144,608 programmed in FFY 2014
604838	Montachusett	WINCHENDON - BRIDGE REPLACEMENT, W-30-001, HARRIS ROAD OVER TARBELL BROOK	2	STP-BR-OFF	\$ 3,278,640	\$ 2,623,712	\$ 654,928	Year of Estimate 2014
607123	Northern Middlesex	CHELMSFORD-HUNT RD OVER I-485 (BR-OFF)	4	STP-BR-OFF	\$ 10,404,640	\$ 8,323,952	\$ 2,080,688	Year of Estimate 2014
604589	SE Mass	NORTON - BRIDGE REPLACEMENT, N-23-017, PLAIN STREET OVER THE CANOE RIVER	5	STP-BR-OFF	\$ 2,005,055	\$ 1,604,044	\$ 401,011	Year of Estimate 2014
606372	SE Mass	WAREHAM - BRIDGE REPLACEMENT, W-06-002, PAPER MILL ROAD OVER WEWEANTIC RIVER	5	STP-BR-OFF	\$ 2,039,319	\$ 1,631,455	\$ 407,864	Year of Estimate 2014
STP-BR-OFF Subtotal					\$ 31,249,858	\$ 24,969,885	\$ 6,279,973	80% Federal + 20% Non-Federal
Fed Aid Target					\$ 25,000,000	Difference \$ (115)		
On-System Bridges								
605299	Berkshire	GREAT BARRINGTON - BRIDGE REPLACEMENT, G-11-005, SR 183 (PARK STREET) OVER HOUSATONIC RIVER	1	NHPP	\$ 5,604,802	\$ 4,723,842	\$ 1,180,960	
607273	Boston	FRANKLIN - BRIDGE DEMOLITION, F-08-005, OLD STATE ROUTE 140 OVER MBTA/CSX & NEW PEDESTRAIN BRIDGE CONSTRUCTION	3	NHPP	\$ 1,780,272	\$ 1,424,218	\$ 356,054	
605683	Boston	DEDHAM - BRIDGE REPLACEMENT, D-05-003 (33K), NEEDHAM STREET OVER GREAT DITCH	6	NHPP	\$ 3,028,032	\$ 2,423,226	\$ 604,806	
603008	Boston	WOBURN - BRIDGE REPLACEMENT, W-43-003, SALEM STREET OVER MBTA	4	NHPP	\$ 5,018,477	\$ 4,014,782	\$ 1,003,695	
607338	Boston	GLOUCESTER - BRIDGE PRESERVATION, G-05-017, ROUTE 128 OVER ANNISQUAM RIVER (PHASE II)	4	NHPP	\$ 8,800,000	\$ 7,040,000	\$ 1,760,000	AC Yr 2 of 2; Total Cost = \$17,250,000
604796	Boston	DEDHAM - BRIDGE REPLACEMENT, D-05-033, PROVIDENCE HIGHWAY OVER MOTHER BROOK	6	NHPP	\$ 5,008,550	\$ 4,007,640	\$ 1,001,910	AC Yr 2 of 2; Total Cost = \$10,868,550
600867	Boston	BOSTON - BRIDGE REPLACEMENT, B-16-237, MASSACHUSETTS AVENUE (ROUTE 2A) OVER COMMONWEALTH AVENUE	6	NHPP	\$ 1,800,000	\$ 1,280,000	\$ 520,000	AC Yr 1 of 3; Total Cost = \$16,100,000
600703	Boston	LEWINGTON - BRIDGE REPLACEMENT, L-10-008, ROUTE 2 (EB & WB) OVER ROUTE I-95 (ROUTE 128)	4	NHPP	\$ 14,888,555	\$ 11,909,244	\$ 2,979,311	AC Yr 3 of 4; Total Cost = \$35,108,000

2015 Statewide Transportation Improvement Program

Federal Aid Bridge Program

MassDOT Project ID	MPO	MassDOT Project Description	MassDOT District	Funding Source	Total Programmed Funds	Federal Funds	Non-Federal Funds	Additional Information
605972	Central Mass	SOUTH-BRIDGE - BRIDGE PRESERVATION, S-21-002, SR 131 (MAIN STREET) OVER QUINEBAUG RIVER	3	NHPP	\$ 4,188,395	\$ 3,354,716	\$ 833,679	
606551	Franklin	COLORAIN - BRIDGE REPLACEMENT, C-18-028, ST 112 (JACKSONVILLE ROAD) OVER EAST BRANCH OF NORTH RIVER	1	NHPP	\$ 10,604,205	\$ 8,483,384	\$ 2,120,841	Revised estimate 3/27/2014
604029	Martha's Vineyard	OAK BLUFFS / TISBURY - BRIDGE REPLACEMENT: BEACH ROAD OVER LAGOON POND, DRAWBRIDGE	5	NHPP	\$ 7,000,000	\$ 6,600,000	\$ 1,400,000	AC Yr 3 of 5, Total Cost =
603682	Merrimack Valley	AMESBURY - BRIDGE REPLACEMENT, A-07-026, ROUTE 1496 (NB & SB) OVER THE BIKEWAY (ABANDONED B&M RR LINE)	4	NHPP	\$ 11,288,682	\$ 9,030,654	\$ 2,257,738	
602932	Northern Middlesex	LOWELL - BRIDGE REPLACEMENT, L-15-068, VFW HIGHWAY OVER BEAVER BROOK (BR-ON)	4	NHPP	\$ 14,017,076	\$ 11,213,661	\$ 2,803,415	Revised estimate 3/27/2014
604537	Northern Middlesex	LOWELL-BRIDGE REPLACEMENT, L-15-045, MARKET STREET OVER THE WESTERN CANAL (BR-ON)	4	NHPP	\$ 3,792,941	\$ 3,034,353	\$ 758,588	
605223	SE Mass	FALL RIVER - INTERCHANGE IMPROVEMENTS AT ROUTE 1-185/ROUTE 79/ROUTE 138	5	NHPP	\$ 6,600,000	\$ 5,280,000	\$ 1,320,000	This project was combined with 608354 for a total construction cost of \$270,626,756.

On System Bridge Subtotal ▶ \$ 103,490,997 \$ 82,790,968 \$ 20,699,969
 Fed Aid Target \$ 82,800,000
 Difference \$ (2)

Bridge Replacement Rehabilitation Program Subtotal ▶ \$ 134,749,853 \$ 107,790,883 \$ 26,949,971
 Fed Aid Target \$ 107,800,000
 Difference \$ (117)
 Constrained? Yes

Bridge Preservation	MassDOT District	Funding Source	Total Programmed Funds	Federal Funds	Non-Federal Funds	Additional Information
607510	Sandisfield	NHPP	\$ 306,920	\$ 247,936	\$ 61,984	
607515	District 2	NHPP	\$ 1,849,538	\$ 1,479,629	\$ 369,907	
607505	District 4	NHPP	\$ 2,486,792	\$ 1,875,834	\$ 483,958	
607509	District 5	NHPP	\$ 1,899,076	\$ 1,519,981	\$ 379,095	
607457	District 6	NHPP	\$ 1,883,701	\$ 1,480,661	\$ 372,740	
607518	Worcester	NHPP	\$ 1,521,624	\$ 1,217,299	\$ 304,325	

Bridge Preservation Program Subtotal ▶ \$ 9,914,549 \$ 7,631,639 \$ 2,682,910
 Fed Aid Target \$ 8,000,000
 Difference \$ (88,361)
 Constrained? Yes

2015 Statewide Transportation Improvement Program

Federal Aid Bridge Program

MassDOT Project ID	MPO	MassDOT Project Description	MassDOT District	Funding Source	Total Programmed Funds	Federal Funds	Non-Federal Funds	Additional Information
<p>► Bridge Inspection</p>								
<p>Statewide Bridge Inspection</p>								
					\$ 6,250,000	\$ 5,000,000	\$ 1,250,000	
					Fed Aid Target	\$ 5,000,000		
					Difference	\$ -		
					Constrained?	Yes		

Section 1B - Federal Aid Bridge Projects Subtotal ►

Fed Aid Target	\$ 120,731,522
Federal Funds	\$ 30,182,880
Non-Federal Funds	\$ 90,548,642
Total	\$ 120,731,522
Difference	\$ (88,478)
Constrained?	Yes

2016 Statewide Transportation Improvement Program

Federal Aid Bridge Program

MassDOT Project ID	MPO	MassDOT Project Description	MassDOT District	Funding Source	Total Programmed Funds	Federal Funds	Non-Federal Funds	Additional Information
Section 1B / Federal Aid Bridge Projects								
Off-System Bridges								
605314	Berkshire	NEW MARLBOROUGH- BRIDGE REPLACEMENT, HADSELL ST ROAD OVER THE UMPACHENE RIVER	1	STP-BR-OFF	\$ 2,863,464	\$ 2,164,783	\$ 538,881	Year of Estimate 2014; Inflation = 4%
607116	Berkshire	FLORIDA- BRIDGE REPLACEMENT, F-06-002, SOUTH COUNTY ROAD OVER THE COLD RIVER	1	STP-BR-OFF	\$ 2,821,400	\$ 2,337,120	\$ 584,280	Year of Estimate 2014; Inflation = 4%
603778	Berkshire	LANESBOROUGH- BRIDGE REPLACEMENT, L-03-024, NARAGANSETT AVENUE OVER PONTOSUC LAKE	1	STP-BR-OFF	\$ 2,037,420	\$ 1,629,836	\$ 407,484	Year of Estimate 2014; Inflation = 4%
607345	Boston	COHASSET- SUPERSTRUCTURE REPLACEMENT & SUBSTRUCTURE REHABILITATION, C-17-002, ATLANTIC AVENUE OVER LITTLE HARBOR INLET	5	STP-BR-OFF	\$ 6,416,560	\$ 5,133,240	\$ 1,283,310	Year of Estimate 2014; Inflation = 4%
607113	Central Mass	DUDLEY - BRIDGE REPLACEMENT, D-12-009, CARPENTER ROAD OVER ABANDONED RR	3	STP-BR-OFF	\$ 2,305,800	\$ 1,844,640	\$ 461,180	Year of Estimate 2014; Inflation = 4%
604468	Central Mass	WEST BROOKFIELD - BRIDGE REPLACEMENT, W-16-008, WICKABOAG VALLEY ROAD OVER SUCKER BROOK	2	STP-BR-OFF	\$ 2,376,648	\$ 1,901,318	\$ 475,330	Year of Estimate 2014; Inflation = 4%
606303	Central Mass	RUTLAND - BRIDGE SUPERSTRUCTURE REPLACEMENT, R-14-004, INTERVALLE ROAD OVER EAST BRANCH OF WARE RIVER	3	STP-BR-OFF	\$ 1,814,400	\$ 1,461,520	\$ 362,880	Year of Estimate 2014; Inflation = 4%
602320	Franklin	DEERFIELD- BRIDGE PRESERVATION, D-06-023, MCCLELLAN FARM ROAD OVER THE B&M RAILROAD	2	STP-BR-OFF	\$ 6,477,190	\$ 5,181,752	\$ 1,285,438	Year of Estimate 2014; Inflation = 4%
607118	Franklin	HEATH - BRIDGE REPLACEMENT, H-14-008, SADOGA ROAD OVER THE BERRINGTON BROOK	1	STP-BR-OFF	\$ 1,684,800	\$ 1,347,840	\$ 336,960	Year of Estimate 2014; Inflation = 4%
604626	Pioneer Valley	BELCHERTOWN- WARREN- BRIDGE DEMOLITION, B-05-023, W-07-012, OLD BOSTON POST ROAD (EAST MAIN STREET/NAULTAUG BROOK)	2	STP-BR-OFF	\$ 2,477,738	\$ 1,982,190	\$ 495,548	Year of Estimate 2014; Inflation = 4%
607537	SE Mass	FALL RIVER- BRIDGE WORK, AIRPORT ROAD OVER ROUTE 24	5	STP-BR-OFF	\$ 4,364,720	\$ 3,461,778	\$ 872,944	Year of Estimate 2014; Inflation = 4%
Off System Bridge Subtotal					\$ 35,570,120	\$ 28,456,096	\$ 7,114,024	Year of Estimate 2014; Inflation = 4%
					Fed Aid Target	\$ 28,456,838		
					Difference	\$ (742)		
On System Bridges								
604173	Boston	BOSTON- BRIDGE REHABILITATION, B-16-016, NORTH WASHINGTON STREET OVER THE CHARLES RIVER	6	NHPP	\$ 5,000,000	\$ 4,000,000	\$ 1,000,000	AC Yr 1 of 6; Total Cost = \$86,000,000 (\$88,000,000 programmed within FFY's 2015-18 TIP)
607685	Boston	BRAINTREE- BRIDGE REHABILITATION, B-21-000 AND B-21-001, ST 3 (SB) AND ST 3 (NB) OVER RAMP C (QUINCY ADAMS)	6	NHPP	\$ 6,068,480	\$ 5,334,784	\$ 1,333,696	Year of Estimate 2014; Inflation = 4%
606553	Boston	HANOVER- NORWELL- SUPERSTRUCTURE REPLACEMENT, H-06-010, ST 3 OVER ST 123 (WEBSTER STREET) & N-24-003, ST 3 OVER ST 123 (HIGH STREET)	6	NHPP	\$ 8,554,209	\$ 6,843,367	\$ 1,710,842	AC Yr 1 of 2; Total Cost = \$11,494,190

2016 Statewide Transportation Improvement Program

Federal Aid Bridge Program

MassDOT Project ID	MPO	MassDOT Project Description	MassDOT District	Funding Source	Total Programmed Funds	Federal Funds	Non-Federal Funds	Additional Information
600867	Boston	BOSTON- BRIDGE REHABILITATION, B-16-237, MASSACHUSETTS AVENUE (ROUTE 2A) OVER COMMONWEALTH AVENUE	6	NHPP	\$ 12,500,000	\$ 10,000,000	\$ 2,500,000	AC Yr 2 of 3; Total Cost = \$15,100,000
600703	Boston	LEVINGTON- BRIDGE REPLACEMENT, L-10-009, ROUTE 2 (EBB & WB) OVER ROUTE 146 (ROUTE 128)	4	NHPP	\$ 5,108,000	\$ 4,086,400	\$ 1,021,600	AC Yr 4 of 4; Total Cost = \$35,108,000
604029	Martha's Vineyard SE Mass	OAK BLUFFS / TISBURY - BRIDGE REPLACEMENT: BEACH ROAD OVER LAAGOON POND DRAWBRIDGE	5	NHPP	\$ 15,447,468	\$ 12,367,974	\$ 3,089,494	AC Yr 4 of 6;
606223	SE Mass	FALL RIVER- INTERCHANGE IMPROVEMENTS AT ROUTE I-195/ROUTE 79/ROUTE 138	5	NHPP	\$ 1,588,263	\$ 1,278,610	\$ 319,653	This project was combined with 606354 for a total construction cost of \$270,628,756.

On System Bridge Subtotal ▶ \$ 54,876,420 \$ 43,901,136 \$ 10,975,284
 Difference \$ 43,901,136

Bridge Replacement Rehabilitation Program Subtotal ▶ \$ 90,448,540 \$ 72,357,232 \$ 18,089,308
 Difference \$ 72,357,974
 Constrained? (742) Yes

607511	Berkshire	DALTON- SYSTEMATIC BRIDGE MAINTENANCE, D-01-005, ROUTE 8 (MAIN ST.) OVER EAST BRANCH HOUSATONIC RIVER	1	NHPP	\$ 308,960	\$ 247,968	\$ 61,992	
607506	Northam Middlesex	CHELMSFORD - BRIDGE DECK REPLACEMENT BRIDGE NO. C-08-037 (2K7), ST 4 NORTH STREET OVER I-495	4	NHPP	\$ 2,460,917	\$ 1,975,933	\$ 483,983	
607513	District 5	BRIDGE CLEANING ALONG THE I-86 AND I-195 CORRIDOR	5	NHPP	\$ 1,898,988	\$ 1,518,991	\$ 379,988	
607498	District 6	DISTRICT 6- SYSTEMATIC BRIDGE MAINTENANCE ON SR 3 FOR (2016)	6	NHPP	\$ 1,882,968	\$ 1,506,367	\$ 376,592	
607516	District 2	DISTRICT 2- SYSTEMATIC BRIDGE MAINTENANCE AT VARIOUS LOCATIONS (2016)	2	NHPP	\$ 1,849,978	\$ 1,479,982	\$ 369,996	
607519	Central Mass	WORCESTER-FEDERAL AID SYSTEMATIC MAINTENANCE: BRIDGE JOINTS; DECK REPAIRS; PRESSURE WASHING AND RELATED WORK; I90 OVER RT. 12 NB AND RAMP B; BRIDGE NO. W-44-124 (1XG)	3	NHPP	\$ 1,519,962	\$ 1,215,964	\$ 303,988	

Bridge Preservation Program Subtotal ▶ \$ 8,932,764 \$ 7,948,235 \$ 984,529
 Difference \$ 8,000,000
 Constrained? (63,766) Yes

Statewide	Bridge Inspection	Statewide	NHPP	Total Programmed Funds	Federal Funds	Non-Federal Funds
▶ Bridge Inspection				\$ 8,932,764	\$ 7,948,235	\$ 984,529
Statewide				\$ 8,250,000	\$ 5,000,000	\$ 1,250,000
				Fed Aid Target \$ 5,000,000	Difference \$ 5,000,000	Constrained? Yes

2016 Statewide Transportation Improvement Program

Federal Aid Bridge Program

MassDOT Project ID	MPO	MassDOT Project Description	MassDOT District	Funding Source	Total Programmed Funds	Federal Funds	Non-Federal Funds	Additional Information
Section 1B - Federal Aid Bridge Projects Subtotal ▶ \$ 106,629,334 \$ 85,303,487 \$ 21,325,867 Difference \$ (64,507) Constrained? Yes								

2017 Statewide Transportation Improvement Program

Federal Aid Bridge Program									
MassDOT Project ID	MPO	MassDOT Project Description	MassDOT District	Funding Source	Total Programmed Funds	Federal Funds	Non-Federal Funds	Additional Information	
► Section 1B / Federal Aid Bridge Projects									
► Off-System Bridges									
607550	Berkshire	LEE- BRIDGE REPLACEMENT, CHAPEL ST OVER THE GREENWATER BROOK	1	STP-BR-OFF	\$ 2,053,000	\$ 1,842,400	\$ 410,600	Year of Estimate 2014; Inflation = 8%	
607551	Berkshire	LEE- BRIDGE REPLACEMENT, VALLEY ST OVER THE HOUSATONIC RIVER	1	STP-BR-OFF	\$ 4,817,680	\$ 3,854,144	\$ 963,536	Year of Estimate 2014; Inflation = 8%	
607135	Central Mass	WORCESTER - DECK REPLACEMENT AND PAINTING, W-44-083, HARRISON STREET OVER I-290	3	STP-BR-OFF	\$ 5,454,680	\$ 4,363,744	\$ 1,090,936	Year of Estimate 2014; Inflation = 8%	
607548	Franklin	SHELBURNE - BRIDGE REPLACEMENT S-11-008, BARDWELL FERRY ROAD OVER DRAGON BROOK	1	STP-BR-OFF	\$ 2,371,600	\$ 1,897,280	\$ 474,320	Year of Estimate 2014; Inflation = 8%	
607584	Franklin	COLRAIN - BRIDGE REPLACEMENT C-18-020, HEATH ROAD OVER WEST BRANCH NORTH RIVER	1	STP-BR-OFF	\$ 2,855,800	\$ 2,124,640	\$ 731,160	Year of Estimate 2014; Inflation = 8%	
607527	Franklin	ORANGE - BRIDGE REPLACEMENT O-03-008, HOLTSHIRE ROAD OVER MILLERS RIVER	2	STP-BR-OFF	\$ 3,737,720	\$ 2,990,176	\$ 747,544	Year of Estimate 2014; Inflation = 8%	
607127	Montachusett	HUBBARDSTON - BRIDGE REPLACEMENT, H-24-008, EVERGREEN ROAD OVER MASON BROOK	3	STP-BR-OFF	\$ 1,726,780	\$ 1,381,408	\$ 345,362	Year of Estimate 2014; Inflation = 8%	
607529	Montachusett	WINCHENDON - BRIDGE REPAIR, N. ROYALSTON ROAD OVER WEST BRANCH OF MILLERS RIVER	2	STP-BR-OFF	\$ 2,824,440	\$ 2,099,662	\$ 724,778	Year of Estimate 2014; Inflation = 8%	
607528	Pioneer Valley	AMHERST - BRIDGE MILL STREET OVER MILL RIVER	2	STP-BR-OFF	\$ 2,644,040	\$ 2,115,232	\$ 528,808	Year of Estimate 2014; Inflation = 8%	
602564	SE Mass	CARVER - MIDDLEBOROUGH- BRIDGE REPLACEMENT, C-04-004-M-18-025, ROCHESTER ROAD OVER WEWEANTIC RIVER	5	NHPP	\$ 3,835,720	\$ 3,068,576	\$ 767,144	Year of Estimate 2014; Inflation = 8%	
607549	Pioneer Valley	CHESTERFIELD - IRELAND STREET OVER WEST BRANCH OF WESTFIELD RIVER	1	STP-BR-OFF	\$ 3,649,620	\$ 2,919,616	\$ 729,904	Year of Estimate 2014; Inflation = 8%	
Off-System Bridges Subtotal					\$ 35,570,960	\$ 28,456,788	\$ 7,114,192	80% Federal + 20% Non-Federal	
					Fed Aid Target	\$ 28,456,838			
					Difference	\$ (70)			

2017 Statewide Transportation Improvement Program

Federal Aid Bridge Program

MassDOT Project ID	MPO	MassDOT Project Description	MassDOT District	Funding Source	Total Programmed Funds	Federal Funds	Non-Federal Funds	Additional Information
► On System Bridges								
604173	Boston	BOSTON- BRIDGE REHABILITATION, B-16-016, NORTH WASHINGTON STREET OVER THE CHARLES RIVER	6	NHPP	\$ 23,000,000	\$ 18,400,000	\$ 4,600,000	AC Yr 2 of 5; Total Cost = \$85,000,000 (\$58,000,000 programmed within FFYs 2015-18 TIP)
607671	Franklin	HEATH- BRIDGE REPLACEMENT, H-14-001, SR 8A (JACKSONVILLE STREET) OVER MILL BROOK	1	NHPP	\$ 1,801,880	\$ 1,521,504	\$ 380,378	Year of Estimate 2014; Inflation = 8%
607686	Berkshire	PITTSFIELD- BRIDGE REHABILITATION, P-10-032, US 20US 7/SOUTH OVER WEST BRANCH OF THE HOUSATONIC RIVER	1	NHPP	\$ 2,878,130	\$ 2,142,504	\$ 535,628	Year of Estimate 2014; Inflation = 8%
605384	Pioneer Valley	AGAWAM- WEST SPRINGFIELD- BRIDGE RECONSTRUCTION, A-05-002-W-21-014, ROUTE 147 OVER THE WESTFIELD RIVER & INTERSECTION & SIGNAL IMPROVEMENTS @ 3 LOCATIONS	2	NHPP	\$ 14,757,120	\$ 11,805,696	\$ 2,951,424	Year of Estimate 2014; Inflation = 8%
605094	Montachusett	FITCHBURG- BRIDGE REPLACEMENT, F-04-003, STATE ROUTE 31 OVER PHILLIPS BROOK	3	NHPP	\$ 5,439,420	\$ 4,351,536	\$ 1,087,884	Year of Estimate 2014; Inflation = 8%
605328	Southeaster in Mass Boston	RAYNHAM- BRIDGE REPLACEMENT, R-02-013 (3PA), US 44 (CAPE HIGHWAY) OVER SR 24 DANVERS - BRIDGE REPLACEMENT, D-03-018, ROUTE 123 OVER WATERS RIVER	5	NHPP	\$ 22,213,170	\$ 17,770,536	\$ 4,442,634	Year of Estimate 2014; Inflation = 8%
606553	Boston	HANOVER- NORWELL- SUPERSTRUCTURE REPLACEMENT, H-06-010, ST 3 OVER ST 123 (WEBSTER STREET) & N-24-003, ST 3 OVER ST 123 (HIGH STREET)	4	NHPP	\$ 8,949,150	\$ 7,159,320	\$ 1,789,830	Year of Estimate 2014; Inflation = 8%
600867	Boston	BOSTON- BRIDGE REPLACEMENT, B-16-237, MASSACHUSETTS AVENUE (ROUTE 2A) OVER COMMONWEALTH AVENUE	6	NHPP	\$ 2,876,981	\$ 2,303,885	\$ 575,988	Year of Estimate 2014; Inflation = 8%
604952	Boston	LYNN- SAUGUS- BRIDGE REPLACEMENT, L-18-016-S-05-008, ROUTE 107 OVER THE SAUGUS RIVER (AKA - BELDEN G. BLY BRIDGE)	4	NHPP	\$ 4,150,000	\$ 3,320,000	\$ 830,000	AC Yr 1 of 4; Total Cost = \$45,000,000 (\$20,400,000 programmed within FFYs 2015-18 TIP)
604029	Martha's Vineyard	OAK BLUFFS / TISBURY - BRIDGE REPLACEMENT, BEACH ROAD OVER LAGOON POND DRAWBRIDGE	5	NHPP	\$ 1,632,532	\$ 1,306,026	\$ 326,506	AC YR 5 of 5
On-System Bridges Subtotal					\$ 89,801,383	\$ 70,881,106	\$ 17,720,277	◀ 80% Federal + 20% Non-Federal
Difference					\$ (442)			
Bridge Replacement Rehabilitation Program Subtotal					\$ 124,172,343	\$ 96,337,874	\$ 24,834,469	◀ 80% Federal + 20% Non-Federal
Difference					\$ (512)			
Constrained?					Yes			
► Bridge Preservation								
607512	Berkshire	NORTH ADAMS- SYSTEMATIC BRIDGE MAINTENANCE, N-14-019, ROUTE 8A (HODGES CROSS RD) OVER SOUTH BRANCH HOOSIC RIVER	1	NHPP	\$ 309,994	\$ 247,995	\$ 61,999	

2017 Statewide Transportation Improvement Program

Federal Aid Bridge Program

MassDOT Project ID	MPO	MassDOT Project Description	MassDOT District	Funding Source	Total Programmed Funds	Federal Funds	Non-Federal Funds	Additional Information
607507	Boston	WAKEFIELD - BRIDGE DECK REPLACEMENT BRIDGE NO. W-01-021 (2MF), HOPKINS STREET OVER I-95 / ST 128	4	NHPP	\$ 2,469,936	\$ 1,975,949	\$ 493,987	
607514	District 5	BRIDGE CLEANING ALONG THE RTE. 24 AND RTE. 3 CORRIDORS	5	NHPP	\$ 1,899,980	\$ 1,519,992	\$ 379,988	
607499	District 6	DISTRICT 6- SYSTEMATIC BRIDGE MAINTENANCE ON SR. 3	6	NHPP	\$ 1,874,880	\$ 1,499,904	\$ 374,976	
607517	District 2	DISTRICT 2- SYSTEMATIC BRIDGE MAINTENANCE AT VARIOUS LOCATIONS (2017)	2	NHPP	\$ 1,849,983	\$ 1,479,971	\$ 369,993	
606075	Central Mass	OXFORD-STRUCTURAL STEEL CLEANING AND PAINTING AND OTHER RELATED WORK; BRIDGE NO. O-06-038 I-395 OVER DANA ROAD AND BRIDGE NO. O-06-037 I-395 SB OVER FEDERAL HILL ROAD	3	NHPP	\$ 1,519,954	\$ 1,215,983	\$ 303,991	
Bridge Preservation Program Subtotal					\$ 9,924,717	\$ 7,939,774	\$ 1,984,943	80% Federal + 20% Non-Federal
					Fed Aid Target	\$ 6,000,000		
					Difference	\$ (60,226)		
					Constrained?	Yes		
► Bridge Inspection								
Statewide					Bridge Inspection	\$ 6,250,000	\$ 5,000,000	\$ 1,250,000
					Fed Aid Target	\$ 6,000,000		
					Difference	\$ -		
					Constrained?	Yes		

Section 1B - Federal Aid Bridge Projects Subtotal

Fed Aid Target	\$ 140,347,080	\$ 112,277,648	\$ 28,069,412	80% Federal + 20% Non-Federal
Difference	\$ 112,339,388	\$ 112,339,388	\$ (60,738)	
Constrained?	Yes	Yes	Yes	

2018 Statewide Transportation Improvement Program

Federal Aid Bridge Program

MassDOT Project ID	MPO	MassDOT Project Description	MassDOT District	Funding Source	Total Programmed Funds	Federal Funds	Non-Federal Funds	Additional Information	
▶ Section 1B / Federal Aid Bridge Projects									
▶ Off-System Bridges									
606632	Boston	HOPKINTON- WESTBOROUGH- BRIDGE REPLACEMENT, H-23-006-W-24-016, FRUIT STREET OVER CSX & SUDBURY RIVER	3	STP-BR-OFF	\$ 12,727,339	\$ 10,181,871	\$ 2,545,468	Year of Estimate 2014; Inflation = 12%	
607133	Boston	QUINCY- BRIDGE REPLACEMENT, ROBERTSON STREET OVER H93US /ISR 3	6	STP-BR-OFF	\$ 6,004,908	\$ 4,803,926	\$ 1,200,982	Year of Estimate 2014; Inflation = 12%	
604655	Boston	MARSHFIELD- BRIDGE REPLACEMENT, M-07-007, BEACH STREET OVER THE CUT RIVER	5	STP-BR-OFF	\$ 4,822,854	\$ 3,856,283	\$ 964,571	Year of Estimate 2014; Inflation = 12%	
607533	Boston	WALTHAM- WOERD AVENUE OVER THE CHARLES RIVER	4	STP-BR-OFF	\$ 2,873,360	\$ 2,286,888	\$ 574,672	Year of Estimate 2014; Inflation = 12%	
606638	Central Mass	SUTTON - BRIDGE REPLACEMENT S-33-005, BLACKSTONE STREET OVER BLACKSTONE RIVER	3	STP-BR-OFF	\$ 5,644,448	\$ 4,435,558	\$ 1,108,890	Year of Estimate 2014; Inflation = 12%	
607534	Northern Middlesex	TEWKSBURY - MILL STREET OVER THE SHAWSHOEN RIVER (BR-OFF)	4	STP-BR-OFF	\$ 1,167,284	\$ 933,827	\$ 233,457	Year of Estimate 2014; Inflation = 12%	
607740	Merrimack Valley	AMESBURY- BRIDGE REPLACEMENT, A-07-015, R STREET OVER BACK RIVER	4	STP-BR-OFF	\$ 2,430,860	\$ 1,944,680	\$ 486,170	Year of Estimate 2014; Inflation = 12%	
					Off-System Bridges Subtotal	\$ 35,871,943	\$ 28,456,834	\$ 7,114,209	80% Federal + 20% Non-Federal
					Fed Aid Target	\$ 28,456,838			
					Difference	\$			(4)

2018 Statewide Transportation Improvement Program

Federal Aid Bridge Program

MassDOT Project ID	MPO	MassDOT Project Description	MassDOT District	Funding Source	Total Programmed Funds	Federal Funds	Non-Federal Funds	Additional Information
On-System Bridges								
604173	Boston	BOSTON-BRIDGE REHABILITATION, B-18-016, NORTH WASHINGTON STREET OVER THE CHARLES RIVER	6	NHPP	\$ 30,000,000	\$ 24,000,000	\$ 6,000,000	AC Yr 2 of 5; Total Cost = \$65,000,000 (\$58,000,000 programmed within FFYs 2015-18 TIP)
604952	Boston	LYNN- SAUGUS- BRIDGE REPLACEMENT, L-18-016-S-06-008, ROUTE 107 OVER THE SAUGUS RIVER (AKA - BELDEN G. BLY BRIDGE)	4	NHPP	\$ 16,250,000	\$ 13,000,000	\$ 3,250,000	AC Yr 2 of 4; Total Cost = \$45,000,000 (\$20,400,000 programmed within FFYs 2015-18 TIP)
605306	Merrimack Valley	HAVERHILL-SUBSTRUCTURE REPLACEMENT, H-12-039, I-495 (NB & SB) OVER MERRIMACK RIVER	4	NHPP	\$ 35,008,185	\$ 28,006,548	\$ 7,001,637	AC Yr 1 of 3; Total Cost = \$56,428,400 (\$35,008,185 programmed within FFYs 2015-18)
On-System Bridges Subtotal								
					\$ 81,258,185	\$ 65,006,548	\$ 16,251,637	80% Federal + 20% Non-Federal
					Fed Aid Target	\$ 65,006,548		
					Difference	\$ (16,251,637)		
					Constrained?			
Bridge Replacement Rehabilitation Program Subtotal								
					\$ 116,829,228	\$ 93,463,382	\$ 23,365,846	80% Federal + 20% Non-Federal
					Fed Aid Target	\$ 93,463,386		
					Difference	\$ (4,157)		
					Constrained?	Yes		
Bridge Preservation								
607939		CUMMINGTON-BRIDGE MAINTENANCE, C-21-025; ROUTE 9 OVER THE WESTFIELD RIVER	1		\$ 300,000	\$ 340,000	\$ 60,000	Year of Estimate 2014; Inflation = 11.5%
607959		DISTRICT 2 - SYSTEMATIC BRIDGE MAINTENANCE AT VARIOUS LOCATIONS	2		\$ 1,624,800	\$ 1,295,840	\$ 324,960	Year of Estimate 2014; Inflation = 11.5%
607905		DISTRICT 3- BRIDGE MAINTENANCE AT VARIOUS LOCATIONS	3		\$ 1,350,000	\$ 1,080,000	\$ 270,000	Year of Estimate 2014; Inflation = 11.5%
607649		HAVERHILL-WOBURN-BRIDGE STEEL PAINTING, H-12-057(ZRR&ZRT) & W043-035 (ZME)	4		\$ 2,160,000	\$ 1,738,000	\$ 432,000	Year of Estimate 2014; Inflation = 11.5%
607898		DISTRICT 5- BRIDGE CLEANING ALONG I-495, ROUTE 25, ROUTE 6 & ROUTE 28	5		\$ 1,700,000	\$ 1,360,000	\$ 340,000	Year of Estimate 2014; Inflation = 11.5%
607915		NEWTON-WELLESLEY-WESTON- BRIDGE MAINTENANCE OF ROUTE 6 & ROUTE 128	6		\$ 1,724,400	\$ 1,379,520	\$ 344,880	Year of Estimate 2014; Inflation = 11.5%
Bridge Preservation Program Subtotal								
					\$ 8,859,200	\$ 7,087,360	\$ 1,771,840	80% Federal + 20% Non-Federal
					Fed Aid Target	\$ 8,000,000		
					Difference	\$ (812,640)		
					Constrained?	Yes		
Bridge Inspection								
Statewide		Bridge Inspection	Statewide	NHPP	\$ 6,250,000	\$ 5,000,000	\$ 1,250,000	
					Fed Aid Target	\$ 5,000,000		
					Difference	\$ (1,250,000)		
					Constrained?	Yes		
Section 1B - Federal Aid Bridge Projects Subtotal								
					\$ 131,938,428	\$ 105,550,742	\$ 26,387,686	80% Federal + 20% Non-Federal
					Fed Aid Target	\$ 108,483,386		
					Difference	\$ (23,454,686)		

VII. PROJECT IMPLEMENTATION

The TIP is also used as a management tool for monitoring the progress and implementation of the RTP and previous TIP's. The award status of FFY 2013-2014 TIP projects are identified in table 18.

Table 15: Project Implementation

Year	Highway Project Description	SID	Funding	Programmed	Status
2013	WESTFIELD- RECONSTRUCTION OF ROUTE 187 (FEEDING HILLS ROAD)	604442	STP	\$4,796,145	Under Construction
2013	EASTHAMPTON- INTERSECTION IMPROVEMENTS @ POMEROY MEADOW ROAD, LOUDVILLE ROAD, GLENDALE STREET, WEST STREET	602486	STP	\$2,739,871	Under Construction
2013	PLAINFIELD- REHABILITATION OF ROUTE 116	604825	STP	\$1,478,066	Under Construction
2013	PELHAM- RECONSTRUCTION OF AMHERST ROAD, FROM THE AMHERST T.L. TO 800 FEET EAST OF ENFIELD ROAD (1.7 MILES) - PHASE 1	601154	STP	\$3,249,274	Under Construction
2013	WEST SPRINGFIELD- IMPROVEMENTS & RELATED WORK ON I-91/ROUTE 5/I-90 CONNECTOR ROAD	606643	STP	\$166,958	Under Construction
2013	CHICOPEE- CHICOPEE RIVER RIVERWALK MULTI-USE PATH CONSTRUCTION, FROM GRAPE STREET TO FRONT STREET (NEAR ELLERTON STREET) - Design	602912	STP	\$129,316	Design Only
2013	HOLYOKE- SIGNAL & INTERSECTION IMPROVEMENTS AT HOMESTEAD AVENUE & LOWER WESTFIELD ROAD (2,006,325)	606045	CMAQ	\$644,341	Under Construction
2013	WEST SPRINGFIELD- IMPROVEMENTS & RELATED WORK ON I-91/ROUTE 5/I-90 CONNECTOR ROAD	606643	HSIP	\$1,080,992	Under Construction
2013	NORTHAMPTON- PARK & RIDE CONSTRUCTION AT THE VA MEDICAL CENTER	606375	CMAQ	\$800,000	Under Construction
2013	HOLYOKE- SIGNAL & INTERSECTION IMPROVEMENTS AT HOMESTEAD AVENUE & LOWER WESTFIELD ROAD (2,006,325)	606045	CMAQ	\$2,006,325	Under Construction
2013	CHESTER - BRIDGE REPLACEMENT, C-11-020, GEORGE MILLER ROAD OVER THE MIDDLE BRANCH OF THE WESTFIELD RIVER	604721	BR	\$1,240,420	Under Construction
2013	HUNTINGTON - BRIDGE REPLACEMENT ROUTE 112 OVER THE WESTFIELD RIVER & CSX RAILROAD	602994	BR	\$3,429,501	Under Construction
2013	WESTHAMPTON - BRIDGE REHABILITATION, W-27-015, NORTH ROAD OVER ROBERTS MEADOW BROOK	604339	BR	\$891,051	Under Construction
2013	SPRINGFIELD - BRIDGE REHABILITATION, S-24-077, ROUTE I-291 OVER PAGE BOULEVARD	606345	BR	\$3,750,480	Under Construction
2013	HOLYOKE- CANAL WALK EXTENSION (2ND LEVEL CANAL), FROM APPLETON STREET TO DWIGHT STREET (PHASE II)	603263	HPP (2005)	\$4,381,454	Under Construction
2013	AMHERST- HADLEY- NORTHAMPTON- NORWOTTUCK RAIL TRAIL IMPROVEMENTS	605065	HPP (2005)	\$4,449,450	Under Construction
2013	AGAWAM- CONSTRUCTION OF BIKEWAY LOOP CONNECTING CONNECTICUT RIVERWALK WITH MAIN STREET	603731	SW ENH	\$3,190,620	Under Construction
2013	WEST SPRINGFIELD- SUPERSTRUCTURE REPLACEMENT, W-21-025, SR 147 (WB/EB) (MEMORIAL AVENUE) OVER (US 5) RIVERDALE STREET	605353	ABP- GANS	\$4,401,550	Under Construction

Table 15: Project Implementation (Cont.)

Year	Highway Project Description	SID	Funding	Programmed	Status
2014	BELCHERTOWN- PAVEMENT REHABILITATION & RELATED WORK ON ROUTE 181, FROM MAPLE ST TO BELCHERTOWN/PALMER TOWN LINE (5.5 MILES)	604433	STP	\$ 9,077,789	PS&E Not Advertised
2014	NORTHAMPTON- RESURFACING AND RELATED WORK ON ROUTE 10, FROM MM 24.8 NORTHERLY TO MM 25.1 AT EARLE STREET	606665	STP	\$ 150,000	Under Construction
2014	EASTHAMPTON- HOLYOKE- RESURFACING & RELATED WORK ON ROUTE 5, MM 16.014 IN HOLYOKE TO MM 20.427 IN EASTHAMPTON (4.43 MILES)	605891	STP	\$ 2,556,996	Under Construction
2014	LONGMEADOW- RESURFACING & RELATED WORK ON ROUTE 5 (LONGMEADOW STREET), FROM EDGEWOOD STREET TO WARREN TERRACE, INCLUDES CULVERT REPAIRS AT COOLEY BROOK (.2 MILES)	605886	STP	\$ 770,000	Awarded for Construction
2014	SPRINGFIELD- SIGNAL & INTERSECTION IMPROVEMENTS AT SUMMER AVENUE, ALLEN STREET, ABBOT STREET & HARKNESS AVENUE	605685	STP	\$ 1,486,364	Awarded for Construction
2014	SPRINGFIELD- SIGNAL & INTERSECTION IMPROVEMENTS AT SUMMER AVENUE, ALLEN STREET, ABBOT STREET & HARKNESS AVENUE	605685	CMAQ	\$ 701,344	Awarded for Construction
2014	CHICOPEE- SIGNAL & INTERSECTION IMPROVEMENTS AT MEMORIAL DRIVE (ROUTE 33) & BROADWAY	604435	CMAQ	\$ 3,100,000	75% (3/11/14) Not Advertised
2014	NORTHAMPTON - RAIL STATION		CMAQ	\$ 700,000	
2014	SPRINGFIELD - UNION STATION REDEVELOPMENT		CMAQ	\$ 633,368	Under Construction
2014	BELCHERTOWN- PAVEMENT REHABILITATION & RELATED WORK ON ROUTE 181, FROM MAPLE ST TO BELCHERTOWN/PALMER TOWN LINE (5.5 MILES)	604433	TAP	\$ 473,939	PS&E Not Advertised
2014	PELHAM- BRIDGE REPLACEMENTS, P-04-006, MEETINGHOUSE ROAD OVER AMETHYST BROOK & P-04-007, MEETINGHOUSE ROAD OVER HARRIS BROOK	604429	BR	\$ 1,846,800	25% Not Advertised
2014	EASTHAMPTON- NORTHAMPTON- INTERSTATE MAINTENANCE & RELATED WORK ON I-91 FROM MM 21.2 TO MM 26.9 IN BOTH DIRECTIONS (6.1 MILES)	606582	IM	\$ 13,334,000	25/75% Not Advertised
2014	CUMMINGTON- RESURFACING & RELATED WORK ON ROUTE 9, FROM WINDSOR T.L. TO GOSHEN T.L.	605582	NHPP	\$ 8,395,682	Under Construction
2014	SPRINGFIELD- VIADUCT DECK REPLACEMENT OF S-24-061 ON I-91 (EARLY ACTION)	607731	NHPP	\$ 1,000,000	Design Build
2014	AMHERST- HADLEY- NORTHAMPTON- SOUTHAMPTON- WEST BROOKFIELD- SIDEWALK & WHEELCHAIR RAMP CONSTRUCTION ON ROUTES 5, 9, & 10	605144	ST-TAP	\$2,082,538	Not Advertised
2014	WEST SPRINGFIELD- HOLYOKE- EASTHAMPTON- NORTHAMPTON- HATFIELD- WHATELY- DEERFIELD- GREENFIELD- BERNARDSTON- GUIDE & TRAFFIC SIGN REPLACEMENT ON I-91	605833	A/C	\$3,111,000	Not Advertised

Table 15: Project Implementation (Cont.)

FTA Program	Transit Agency	FTA Activity Line Item	Project Description	Federal Funds	RTACAP	MAP	ITCCAP	TDC	SCA	Local Funds	Total Cost
5307	Pioneer Valley Transit Authority (PVTA)	116220	Rehab/Renovation: Misc Communications	\$660,613	\$165,154	\$0	\$0	\$0	\$0	\$0	\$825,767
5307	Pioneer Valley Transit Authority (PVTA)	114206	Rehab/Renovation: Shop Equipment	\$100,010	\$25,002	\$0	\$0	\$0	\$0	\$0	\$125,012
5307	Pioneer Valley Transit Authority (PVTA)	114409	Rehab/Renovation: Surveillance/Security	\$329,898	\$82,474	\$0	\$0	\$0	\$0	\$0	\$412,372
5307	Pioneer Valley Transit Authority (PVTA)	114220	Rehab/Renovation: Communications Systems (ITS)	\$1,675,927	\$428,982	\$0	\$0	\$0	\$0	\$0	\$2,104,909
5307	Pioneer Valley Transit Authority (PVTA)	117C00	ADA Operating Projects	\$1,316,411	\$0	\$0	\$0	\$0	\$282,103	\$47,000	\$1,645,514
5307	Pioneer Valley Transit Authority (PVTA)	114220	Rehab/Renovations: Northampton Offices	\$24,000	\$6,000	\$0	\$0	\$0	\$0	\$0	\$30,000
5307	Pioneer Valley Transit Authority (PVTA)	114402	Rehab/Renovations: Northampton	\$631,574	\$0	\$0	\$0	\$126,315	\$0	\$0	\$631,574
5307	Pioneer Valley Transit Authority (PVTA)	114402	Rehab/Renovations: UMASS	\$115,716	\$0	\$0	\$0	\$23,144	\$0	\$0	\$115,716
5307	Pioneer Valley Transit Authority (PVTA)	114402	Rehab/Renovation: SATCO, Year 1	\$1,487,688	\$0	\$0	\$0	\$297,538	\$0	\$0	\$1,487,688
5307	Pioneer Valley Transit Authority (PVTA)	119206	Purch bicycle access equip for shelters and buses	\$8,000	\$2,000	\$0	\$0	\$0	\$0	\$0	\$10,000
5307	Pioneer Valley Transit Authority (PVTA)	119208	Purchase solar lighting for bus stops	\$12,000	\$3,000	\$0	\$0	\$0	\$0	\$0	\$15,000
5307	Pioneer Valley Transit Authority (PVTA)	119209	Purchase interactive ADA accessible kiosk for info	\$70,640	\$17,660	\$0	\$0	\$0	\$0	\$0	\$88,300
5307	Pioneer Valley Transit Authority (PVTA)	114211	Rehab/Renovation: Support Vehicles (2)	\$108,149	\$27,037	\$0	\$0	\$0	\$0	\$0	\$135,186
5307	Pioneer Valley Transit Authority (PVTA)	114211	Rehab/Renovation: Support Vehicles (4)	\$89,600	\$22,400	\$0	\$0	\$0	\$0	\$0	\$112,000
5307	Pioneer Valley Transit Authority (PVTA)	111215	Purchase - Replacement: Vans (28)	\$1,208,000	\$302,000	\$0	\$0	\$0	\$0	\$0	\$1,510,000
5307	Pioneer Valley Transit Authority (PVTA)	442301	Planning	\$248,000	\$0	\$0	\$0	\$0	\$62,000	\$0	\$310,000
5307	Pioneer Valley Transit Authority (PVTA)	117A00	Preventive Maintenance	\$4,500,000	\$0	\$0	\$0	\$0	\$1,125,000	\$0	\$5,625,000
5310	Pioneer Valley Transit Authority (PVTA)	111215	Purchase - Replacement: Vans (12)	\$235,131	\$0	\$446,637	\$0	\$0	\$0	\$0	\$681,768
5310	Pioneer Valley Transit Authority (PVTA)	114220	Rehab/Renovations: Communication systems (ITS)	\$232,942	\$58,236	\$0	\$0	\$0	\$0	\$0	\$291,178
5310	Human Resources Unlimited, Inc.	111215	BUY REPLACEMENT VAN (1)	\$46,495	\$0	\$0	\$0	\$0	\$0	\$11,624	\$58,119
5310	Human Resources Unlimited, Inc.	111515	VANS (6)	\$278,971	\$0	\$0	\$0	\$0	\$0	\$69,743	\$348,714
5311	Pioneer Valley Transit Authority (PVTA)	300901	Rural Operating Assistance	\$32,671	\$0	\$0	\$0	\$0	\$32,671	\$0	\$65,342
5339	Pioneer Valley Transit Authority (PVTA)	114402	Rehab/Renovation: SATCO, Year 1	\$152,312	\$0	\$0	\$0	\$30,463	\$0	\$0	\$152,312
5339	Pioneer Valley Transit Authority (PVTA)	114402	Rehab/Renovations: UMASS	\$616,509	\$0	\$0	\$0	\$123,302	\$0	\$0	\$616,509
5339	Pioneer Valley Transit Authority (PVTA)	114402	Rehab/Renovations: SATCO	\$25,644	\$6,411	\$0	\$0	\$0	\$0	\$0	\$32,055
5339	Pioneer Valley Transit Authority (PVTA)	113301	Construction:Springfield O&M, Year 1	\$3,960,000	\$0	\$0	\$0	\$794,723	\$0	\$0	\$3,960,000
5339	Pioneer Valley Transit Authority (PVTA)	114402	REHAB/RENOVATE - Holyoke ITC	\$38,114	\$9,529	\$0	\$0	\$0	\$0	\$0	\$47,643
5339	Pioneer Valley Transit Authority (PVTA)	113301	Construction: Westfield, Year 1	\$1,654,442	\$0	\$0	\$169,948	\$0	\$0	\$0	\$1,824,390
Non-Federal	Pioneer Valley Transit Authority (PVTA)	113301	Construction: Westfield, Year 1	\$0	\$0	\$0	\$230,000	\$0	\$0	\$0	\$230,000
Non-Federal	Pioneer Valley Transit Authority (PVTA)	113300	Construction: Westfield, Year 1	\$0	\$13,663	\$0	\$0	\$0	\$0	\$0	\$13,663
Non-Federal	Town of West Springfield	111215	BUY REPLACEMENT VAN (1)	\$0	\$0	\$45,451	\$0	\$0	\$0	\$11,363	\$56,814

VIII. Air Quality Conformity Information

Since most all of Massachusetts (with limited exceptions) was designated on 5/21/12 by the United States Environmental Protection Agency as “unclassifiable/attainment” for the latest ozone standard, a conformity determination for the Pioneer Valley 2015-2018 TIP is not required for ozone. Conformity determination is however required for carbon monoxide. Further details and background information are provided below:

Carbon Monoxide

A new transportation conformity determinations for carbon monoxide is required for the 2015-2018 TIP in Central Massachusetts MPO (Worcester); Pioneer Valley MPO (Springfield); Boston MPO (Waltham and Boston Area); Northern Middlesex MPO (Lowell).

The Boston Carbon Monoxide Area (nine communities - Boston, Cambridge, Chelsea, Everett, Malden, Medford, Quincy, Revere, and Somerville) has a maintenance plan in place with a SIP-Approved 2010 motor vehicle carbon monoxide emission budget in place requiring a regional emission analysis for any carbon monoxide conformity determination of the Boston CO Area.

Limited Maintenance Plans are in place for Worcester; Springfield; Waltham and Lowell, hence regional emissions analyses are assumed to satisfy the budget test in these areas.

Ozone

As of July 20, 2013, Dukes County, Massachusetts [Dukes County Wampanoag Tribe of Gay Head (Aquinnah) of Massachusetts] is nonattainment, classification marginal, for the 2008 8-Hour Ozone National Ambient Air Quality Standard (NAAQS), also known as the 2008 ozone standard. However, Interagency Transportation Conformity Consultation has determined Dukes County, Massachusetts to be an isolated rural nonattainment area for the 2008 8-hour ozone standard. An ozone conformity determination is required when the isolated rural area (Dukes County) includes non-exempt projects in its STIP/TIP and TP. See 40 CFR Section 109(g) for conformity in isolated rural nonattainment and maintenance areas.

Introduction

The 1990 Clean Air Act Amendments (CAAA) require metropolitan planning organizations within nonattainment and maintenance areas to perform air quality conformity determinations prior to the approval of Long-Range Transportation Plans (LRTPs) and Transportation Improvement Programs (TIPs), and at such other times as required by regulation. A nonattainment area is one that the U.S. Environmental Protection Agency (EPA) has designated as not meeting certain air quality standards. A maintenance area is a nonattainment area that now meets the standards and has been re-designated as maintaining the standard. A conformity determination is a demonstration that plans, programs, and projects are consistent with the State Implementation Plan (SIP) for attaining the air quality standards. The CAAA requirement to perform a conformity determination ensures that federal approval and funding go to transportation activities that are consistent with air quality goals.

The entire Commonwealth of Massachusetts was previously classified as nonattainment for ozone, and was divided into two nonattainment areas. The Eastern Massachusetts ozone nonattainment area included Barnstable, Bristol, Dukes, Essex, Middlesex, Nantucket, Norfolk, Plymouth, Suffolk, and Worcester counties. Berkshire, Franklin, Hampden, and Hampshire counties comprised the Western Massachusetts ozone nonattainment area. With these classifications, the 1990 Clean Air Act Amendments (CAAA)

required the Commonwealth to reduce its emissions of volatile organic compounds (VOCs) and nitrogen oxides (NOx), the two major precursors to ozone formation to achieve attainment of the ozone standard.

As of April 22, 2002, the city of Springfield was re-designated as being in attainment for carbon monoxide (CO) with an EPA-approved limited maintenance plan. In areas with approved limited maintenance plans, federal actions requiring conformity determinations under the transportation conformity rule are considered to satisfy the "budget test" (as budgets are treated as not constraining in these areas for the length of the initial maintenance period). Any future required "project level" conformity determinations for projects located within this community will continue to use a "hot-spot" analysis to assure that any new transportation projects in this CO attainment area do not cause or contribute to carbon monoxide non-attainment.

Legislative and Regulatory Background

The 1970 Clean Air Act defined a one-hour national ambient air quality standard (NAAQS) for ground-level ozone. The 1990 CAAA further classified degrees of nonattainment of the one-hour standard based on the severity of the monitored levels of the pollutant. The entire commonwealth of Massachusetts was classified as being in serious nonattainment for the one-hour ozone standard, with a required attainment date of 1999. The attainment date was later extended, first to 2003 and a second time to 2007.

In 1997, the EPA proposed a new, eight-hour ozone standard that replaced the one-hour standard, effective June 15, 2005. Scientific information had shown that ozone could affect human health at lower levels, and over longer exposure times than one hour. The new standard was challenged in court, and after a lengthy legal battle, the courts upheld it. It was finalized in June 2004. The eight-hour standard is 0.08 parts per million, averaged over eight hours and not to be exceeded more than once per year. Nonattainment areas were again further classified based on the severity of the eight-hour values. Massachusetts as a whole was classified as being in moderate nonattainment for the eight-hour standard, and was separated into two nonattainment areas—Eastern Massachusetts and Western Massachusetts.

In March 2008, EPA published revisions to the eight-hour ozone NAAQS establishing a level of 0.075 ppm, (March 27, 2008; 73 FR 16483). In 2009, EPA announced it would reconsider this standard because it fell outside of the range recommended by the Clean Air Scientific Advisory Committee. However, EPA did not take final action on the reconsideration so the standard would remain at 0.075 ppm.

After reviewing data from Massachusetts monitoring stations, EPA sent a letter on December 16, 2011 proposing that only Dukes County would be designated as nonattainment for the new proposed 0.075 ozone standard. Massachusetts concurred with these findings.

On May 21, 2012, (77 FR 30088), the final rule was published in the Federal Register, defining the 2008 NAAQS at 0.075 ppm, the standard that was promulgated in March 2008. A second rule published on May 21, 2012 (77 FR 30160), revoked the 1997 ozone NAAQS to occur one year after the July 20, 2012 effective date of the 2008 NAAQS.

Also on May 21, 2012, the air quality designations areas for the 2008 NAAQS were published in the Federal Register. In this Federal Register, the only area in Massachusetts that was designated as nonattainment is Dukes County. All other Massachusetts counties were classified as unclassifiable/attainment. Therefore, conformity for ozone in the Pioneer Valley MPO does not require conformity under the current 2008 standard and the MPO does not need to perform a conformity determination for ozone on the program.

APPENDICES

APPENDIX A: MassDOT Targets

TITLE 23 - TRANSPORTATION FUNDING

FEDERAL FISCAL YEAR 2015
FEDERAL REGIONAL TARGETS

February 24, 2014

	Obligation Authority	Obl. Auth. Matching	Total Funding Based On
Base Obligation Authority	\$550,000,000		
Redistribution, as Estimated by FHWA	\$50,000,000		
Total Estimated Obligation Authority Available:	\$600,000,000		
ABP GANS Repayment	30,795,000		First ABP Gans
Total Non-Earmarked Available Statewide - (Including State Match)	\$69,205,000	\$31,600,711	\$70,805,711
Statewide Infrastructure Items:			
Statewide Infrastructure Program	\$2,000,000	\$500,000	\$2,500,000
Statewide HSIP Program	\$16,800,000	\$1,866,667	\$18,666,667
Statewide Safe Routes to Schools Program	\$4,992,364	\$832,274	\$5,824,638
Statewide CMAQ	\$7,153,600	\$1,788,400	\$8,942,000
Statewide Transportation Enhancements	\$6,708,565	\$1,577,141	\$8,285,706
Statewide Recreational Trails	\$800,000	\$200,000	\$1,000,000
Statewide ITS	\$10,240,000	\$2,560,000	\$12,800,000
Statewide Interstate Maintenance Program	\$47,250,000	\$6,250,000	\$53,500,000
Statewide NHS Preservation Program	\$19,676,374	\$4,919,094	\$24,595,468
Statewide RR Grade Crossings	\$800,000	\$200,000	\$1,000,000
Statewide Stormwater Retrofits	\$5,800,000	\$1,450,000	\$7,250,000
Statewide ADA Implementation Plan	\$0	\$0	\$0
Subtotal Statewide Infrastructure Items:	\$122,220,903	\$21,243,575	\$143,464,478
Other Statewide Items:			
Award Adjustments, Change Orders, Project Value Changes, Etc.	\$33,833,700	\$8,458,426	\$42,292,126
Planning	\$24,800,000	\$6,200,000	\$31,000,000
DBEs, FAPO, Pavement Lab Retrofits, and Misc. Programs	\$800,000	\$200,000	\$1,000,000
Subtotal Other Statewide Items:	\$59,433,700	\$14,858,425	\$74,292,125
Regional Major Infrastructure Projects:	\$138,618,067	\$34,654,517	\$173,272,584
Bridge Program:			
Statewide Bridge Maintenance Program	\$8,000,000	\$2,000,000	\$10,000,000
Statewide Bridge Repl. / Rehab Program	\$107,800,000	\$26,950,000	\$134,750,000
Statewide Bridge Inspection Program	\$5,000,000	\$1,250,000	\$6,250,000
Subtotal Federal Aid Bridge Program:	\$120,800,000	\$30,200,000	\$151,000,000
Total Regional Targets:			
Minimum Regional CMAQ Component:	\$30,000,000	\$7,500,000	\$37,500,000
Minimum Regional HSIP Component:	\$10,000,000	\$1,111,111	\$11,111,111
Regional TAP Component:	\$3,985,003	\$996,251	\$4,981,254
Maximum Regional Non-CMAQ / HSIP Component:	\$84,147,327	\$21,038,832	\$105,186,159
Total Regional Target	\$128,132,330	\$30,644,194	\$158,776,524

Region	Regional Share (%)	Regional Minimum HSIP Component With State Match	Regional Minimum CMAQ Component With State Match	Regional TAP Component With State Match	Total Regional Target With State Match	NonCMAQ/ HSIP/TAP with State Match
Berkshire Region	3.5596	\$395,516	\$1,334,867	\$0	\$5,651,879	\$3,921,497
Boston Region	42.9671	\$4,774,123	\$16,112,064	\$2,548,719	\$68,221,673	\$44,788,168
Cape Cod	4.5851	\$509,460	\$1,719,428	\$178,764	\$7,280,128	\$4,872,476
Central Mass	8.6901	\$965,570	\$3,258,799	\$426,039	\$13,797,888	\$9,147,480
Franklin Region	2.5397	\$282,194	\$952,405	\$0	\$4,032,520	\$2,797,922
Martha's Vineyard	0.3100	\$34,441	\$116,238	\$0	\$492,158	\$341,479
Merrimack Valley	4.4296	\$492,173	\$1,661,084	\$305,423	\$7,033,097	\$4,574,417
Montachusett	4.4596	\$495,506	\$1,672,333	\$74,990	\$7,080,725	\$4,837,896
Nantucket	0.2200	\$24,442	\$82,492	\$0	\$349,273	\$242,340
Northern Middlesex	3.9096	\$434,401	\$1,466,103	\$245,303	\$6,207,541	\$4,061,733
Old Colony	4.5595	\$506,616	\$1,709,829	\$300,009	\$7,239,485	\$4,723,031
Pioneer Valley	10.8099	\$1,201,102	\$4,053,720	\$473,939	\$17,163,614	\$11,434,853
Southeastern Mass	8.9601	\$995,567	\$3,360,039	\$428,067	\$14,226,542	\$9,442,869
Total:	100.00	\$11,111,111	\$37,500,000	\$4,981,254	\$158,776,524	\$105,186,159

TITLE 23 - TRANSPORTATION FUNDING

FEDERAL FISCAL YEAR 2016
FEDERAL REGIONAL TARGETS

February 24, 2014

	Obligation Authority	Obl. Auth. Matching	Total Funding Based On
Base Obligation Authority	\$550,000,000		
Redistribution, as Estimated by FHWA	\$50,000,000		
Total Estimated Obligation Authority Available:	\$600,000,000		
ABP GANS Repayment	\$6,103,864		
Total Non-earmarked Available Statewide - (Including State Match)	\$33,896,136	122,676,030	656,572,166
Statewide Infrastructure Items:			
Statewide Infrastructure Program	\$14,000,000	\$3,500,000	\$17,500,000
Statewide HSIP Program	\$22,500,000	\$2,500,000	\$25,000,000
Statewide Safe Routes to Schools Program	\$4,651,829	\$1,127,454	\$5,779,283
Statewide CMAQ	\$33,924,910	\$8,481,228	\$42,406,138
Statewide Transportation Enhancements	\$4,355,954	\$1,088,986	\$5,444,942
Statewide Recreational Trails	\$800,000	\$200,000	\$1,000,000
Statewide ITS	\$10,480,000	\$2,620,000	\$13,100,000
Statewide Interstate Maintenance Program	\$46,990,000	\$5,110,000	\$51,100,000
Statewide NHS Preservation Program	\$21,360,000	\$5,340,000	\$26,700,000
Statewide RR Grade Crossings	\$800,000	\$200,000	\$1,000,000
Statewide Stormwater Retrofits	\$4,000,000	\$1,000,000	\$5,000,000
Statewide ADA Implementation Plan	\$3,200,000	\$800,000	\$4,000,000
Subtotal Statewide Infrastructure Items:	\$166,062,693	\$31,967,670	\$198,030,363
Other Statewide Items:			
Award Adjustments, Change Orders, Project Value Changes, Etc.	\$35,020,469	\$8,755,117	\$43,775,586
Planning	\$24,800,000	\$6,200,000	\$31,000,000
DBEs, FAPO, Pavement Lab Retrofits, and Misc. Programs	\$600,000	\$200,000	\$1,000,000
Subtotal Other Statewide Items:	\$60,620,469	\$15,155,117	\$75,775,586
Regional Major Infrastructure Projects:	\$81,195,000	\$20,298,750	\$101,493,750
Bridge Program:			
Statewide Bridge Maintenance Program	\$8,000,000	\$2,000,000	\$10,000,000
Statewide Bridge Repl. / Rehab Program	\$72,357,974	\$18,089,494	\$90,447,468
Statewide Bridge Inspection Program	\$5,000,000	\$1,250,000	\$6,250,000
Subtotal Federal Aid Bridge Program:	\$85,357,974	\$21,339,494	\$106,697,468
Total Regional Targets:			
Minimum Regional CMAQ Component:	\$25,000,000	\$6,250,000	\$31,250,000
Minimum Regional HSIP Component:	\$8,000,000	\$1,000,000	\$10,000,000
Regional TAP Component:	\$7,970,000	\$1,992,501	\$9,962,501
Maximum Regional Non-CMAQ / HSIP Component:	\$98,889,994	\$24,872,488	\$123,762,482
Total Regional Target:	\$140,860,000	\$33,915,000	\$174,775,000

Region	Regional Share (%)	Regional Minimum HSIP Component With State Match	Regional Minimum CMAQ Component With State Match	Regional TAP Component With State Match	Total Regional Target With State Match	NonCMAQ/ HSIP/TAP with State Match
Berkshire Region	3.5596	\$355,964	\$1,112,389	\$0	\$6,214,248	\$4,745,895
Boston Region	42.9671	\$4,296,710	\$13,427,220	\$4,346,838	\$75,009,821	\$52,939,052
Cape Cod	4.5851	\$458,514	\$1,452,857	\$305,425	\$8,004,511	\$5,807,715
Central Mass	8.6901	\$869,013	\$2,715,666	\$727,774	\$15,170,796	\$10,856,343
Franklin Region	2.5397	\$253,975	\$793,671	\$0	\$4,433,762	\$3,386,116
Martha's Vineyard	0.3100	\$30,897	\$96,865	\$0	\$541,128	\$413,266
Merrimack Valley	4.4296	\$442,956	\$1,384,237	\$520,893	\$7,732,899	\$5,384,814
Montachusett	4.4596	\$445,955	\$1,393,611	\$127,980	\$7,785,266	\$5,817,721
Nantucket	0.2200	\$21,998	\$68,743	\$0	\$384,027	\$293,288
Norham Middlesex	3.9098	\$390,981	\$1,221,753	\$418,360	\$6,825,200	\$4,794,126
Old Colony	4.5595	\$455,954	\$1,424,858	\$511,704	\$7,959,824	\$5,567,308
Pioneer Valley	10.8099	\$1,080,992	\$3,378,100	\$869,741	\$18,871,416	\$13,802,583
Southeastern Mass	8.9601	\$896,010	\$2,806,033	\$730,779	\$15,642,182	\$11,215,279
Total:	100.00	\$10,000,000	\$31,250,000	\$9,962,507	\$174,575,000	\$124,825,504

TITLE 23 - TRANSPORTATION FUNDING

FEDERAL FISCAL YEAR 2017
FEDERAL REGIONAL TARGETS

February 24, 2014

	Obligation Authority	Obl. Auth. Matching	Total Funding Based On
Base Obligation Authority	\$550,000,000		
Redistribution, as Estimated by FHWA	\$50,000,000		
Total Estimated Obligation Authority Available:	\$600,000,000		
ABP GANS Repayment	104,921,514		
Total Non-Earmarked Available Statewide - (Including State Match)	495,078,586	113,982,897	608,478,483
Statewide Infrastructure Items:			
Statewide Infrastructure Program	\$5,600,000	\$1,400,000	\$7,000,000
Statewide HSIP Program	\$18,000,000	\$2,000,000	\$20,000,000
Statewide Safe Routes to Schools Program	\$5,000,000	\$1,250,000	\$6,250,000
Statewide CMAQ	\$28,500,000	\$7,125,000	\$35,625,000
Statewide Recreational Trails	\$800,000	\$200,000	\$1,000,000
Statewide ITS	\$14,400,000	\$3,600,000	\$18,000,000
Statewide Interstate Maintenance Program	\$47,718,000	\$5,302,000	\$53,020,000
Statewide NHS Preservation Program	\$19,932,000	\$4,983,000	\$24,915,000
Statewide RR Grade Crossings	\$4,000,000	\$1,000,000	\$5,000,000
Statewide Stormwater Retrofits	\$4,000,000	\$1,000,000	\$5,000,000
Statewide ADA Implementation Plan	\$3,200,000	\$800,000	\$4,000,000
Subtotal Statewide Infrastructure Items:	\$161,160,000	\$28,880,000	\$178,810,000
Other Statewide Items:			
Award Adjustments, Change Orders, Project Value Changes, Etc.	\$31,530,000	\$7,882,500	\$39,412,500
Planning	\$25,800,000	\$6,450,000	\$32,250,000
DBES, FAPO, Pavement Lab Retrofits, and Misc. Programs	\$800,000	\$200,000	\$1,000,000
Subtotal Other Statewide Items:	\$58,130,000	\$14,632,500	\$72,882,500
Regional Major Infrastructure Projects:	\$32,800,000	\$8,200,000	\$41,000,000
Bridge Program:			
Statewide Bridge Maintenance Program	\$8,000,000	\$2,000,000	\$10,000,000
Statewide Bridge Repl. / Rehab Program	\$99,338,388	\$24,834,587	\$124,172,983
Statewide Bridge Inspection Program	\$5,000,000	\$1,250,000	\$6,250,000
Subtotal Federal Aid Bridge Program:	\$112,338,388	\$28,084,587	\$140,422,883
Total Regional Targets:			
Minimum Regional CMAQ Component:	\$26,000,000	\$6,260,000	\$31,260,000
Minimum Regional HSIP Component:	\$0,000,000	\$1,000,000	\$10,000,000
Regional TAP Component:	\$5,173,555	\$1,294,639	\$6,473,194
Maximum Regional Non-CMAQ / HSIP Component:	\$101,481,445	\$26,370,381	\$128,051,000
Total Regional Target	\$140,660,000	\$33,915,000	\$174,675,000

Region	Regional Share (%)	Regional Minimum HSIP Component With State Match	Regional Minimum CMAQ Component With State Match	Regional TAP Component With State Match	Total Regional Target With State Match	NonCMAQ/ HSIP/TAP with State Match
Berkshire Region	3.5596	\$365,884	\$1,112,388	\$0	\$9,214,248	\$4,746,886
Boston Region	42.9671	\$4,288,710	\$13,427,220	\$2,824,382	\$76,008,821	\$64,481,508
Cape Cod	4.5851	\$468,614	\$1,432,867	\$188,462	\$8,004,611	\$6,814,888
Central Mass	8.6901	\$888,013	\$2,715,888	\$472,876	\$16,170,798	\$11,113,242
Franklin Region	2.5397	\$253,876	\$783,871	\$0	\$4,433,792	\$3,388,118
Martha's Vineyard	0.3100	\$30,887	\$86,886	\$0	\$541,128	\$413,288
Metrowest Valley	4.4296	\$442,868	\$1,384,237	\$338,463	\$7,732,888	\$6,687,264
Montachusett	4.4596	\$446,866	\$1,383,811	\$83,168	\$7,786,288	\$6,882,545
Nantucket	0.2200	\$21,888	\$68,743	\$0	\$384,027	\$283,288
Northern Middlesex	3.9096	\$380,861	\$1,221,753	\$271,832	\$8,825,200	\$4,840,864
Old Colony	4.5595	\$466,864	\$1,424,868	\$332,483	\$7,868,824	\$6,748,628
Pioneer Valley	10.8099	\$1,080,892	\$3,378,100	\$628,134	\$18,871,418	\$13,888,181
Southeastern Mass	6.9601	\$698,010	\$2,800,033	\$474,828	\$16,842,102	\$11,471,231
Total:	100.00	\$10,000,000	\$31,260,000	\$8,473,194	\$174,675,000	\$127,802,408

TITLE 23 - TRANSPORTATION FUNDING

FEDERAL FISCAL YEAR 2018
FEDERAL REGIONAL TARGETS

24-Feb-14

	Obligation Authority	Obl. Auth. Matching	Total Funding Based On
Base Obligation Authority	\$550,000,000		
Redistribution, as Estimated by FHWA	\$50,000,000		
Total Estimated Obligation Authority Available:	\$600,000,000		
ABP GANS Repayment	106,236,614		
Total Non-Earmarked Available Statewide - (Including State Match)	493,763,386	112,326,958	606,090,344
Statewide Infrastructure Items:			
Statewide Infrastructure Program	\$5,600,000	\$1,400,000	\$7,000,000
Statewide HSIP Program	\$18,000,000	\$2,000,000	\$20,000,000
Statewide Safe Routes to Schools Program	\$5,000,000	\$1,250,000	\$6,250,000
Statewide CMAQ	\$30,000,000	\$7,500,000	\$37,500,000
Statewide Recreational Trails	\$800,000	\$200,000	\$1,000,000
Statewide ITS	\$11,920,000	\$2,980,000	\$14,900,000
Statewide Interstate Maintenance Program	\$53,020,000	\$5,891,111	\$58,911,111
Statewide NHS Preservation Program	\$25,000,000	\$6,250,000	\$31,250,000
Statewide RR Grade Crossings	\$800,000	\$200,000	\$1,000,000
Statewide Stormwater Retrofits	\$4,000,000	\$1,000,000	\$5,000,000
Statewide ADA Implementation Plan	\$3,200,000	\$800,000	\$4,000,000
Subtotal Statewide Infrastructure Items:	\$157,340,000	\$29,471,111	\$186,811,111
Other Statewide Items:			
Award Adjustments, Change Orders, Project Value Changes, Etc.	\$30,900,000	\$7,725,000	\$38,625,000
Planning	\$24,800,000	\$6,200,000	\$31,000,000
DBEs, FAPO, Pavement Lab Retrofits, and Misc. Programs	\$800,000	\$200,000	\$1,000,000
Subtotal Other Statewide Items:	\$56,500,000	\$14,125,000	\$70,625,000
Regional Major Infrastructure Projects:	\$32,800,000	\$8,200,000	\$41,000,000
Bridge Program:			
Statewide Bridge Maintenance Program	\$8,000,000	\$2,000,000	\$10,000,000
Statewide Bridge Repl. / Rehab Program	\$93,463,386	\$23,365,847	\$116,829,233
Statewide Bridge Inspection Program	\$5,000,000	\$1,250,000	\$6,250,000
Subtotal Federal Aid Bridge Program:	\$106,463,386	\$26,615,847	\$133,079,233
Total Regional Targets:			
Minimum Regional CMAQ Component:	\$25,000,000	\$6,250,000	\$31,250,000
Minimum Regional HSIP Component:	\$9,000,000	\$1,000,000	\$10,000,000
Regional TAP Component:	\$5,178,555	\$1,294,639	\$6,473,194
Maximum Regional Non-CMAQ / HSIP Component:	\$101,481,445	\$25,370,391	\$126,851,836
Total Regional Target	\$140,660,000	\$33,915,000	\$174,575,000

Region	Regional Share (%)	Regional Minimum HSIP Component With State Match	Regional Minimum CMAQ Component With State Match	Regional TAP Component With State Match	Total Regional Target With State Match	NonCMAQ/ HSIP/TAP with State Match
Berkshire Region	3.5506	\$355,964	\$1,112,389	\$0	\$6,214,248	\$4,745,895
Boston Region	42.9671	\$4,296,710	\$13,427,220	\$2,824,382	\$75,009,821	\$54,461,508
Cape Cod	4.5851	\$458,514	\$1,432,857	\$198,452	\$8,004,511	\$5,914,688
Central Mass	8.6901	\$869,013	\$2,715,696	\$472,875	\$15,170,796	\$11,113,242
Franklin Region	2.5397	\$253,975	\$793,671	\$0	\$4,433,762	\$3,386,116
Martha's Vineyard	0.3100	\$30,997	\$96,865	\$0	\$541,128	\$413,266
Merrimack Valley	4.4296	\$442,956	\$1,384,237	\$338,453	\$7,732,899	\$5,567,254
Montachusett	4.4596	\$445,955	\$1,393,611	\$83,156	\$7,785,266	\$5,862,545
Nantucket	0.2200	\$21,998	\$68,743	\$0	\$384,027	\$293,286
Northern Middlesex	3.9096	\$390,961	\$1,221,753	\$271,832	\$6,825,200	\$4,940,654
Old Colony	4.5595	\$455,954	\$1,424,858	\$332,483	\$7,959,824	\$5,746,529
Pioneer Valley	10.8099	\$1,080,992	\$3,378,100	\$526,134	\$18,871,416	\$13,886,191
Southeastern Mass	8.9601	\$896,010	\$2,800,033	\$474,828	\$15,642,102	\$11,471,231
Total:	100.00	\$10,000,000	\$31,250,000	\$6,473,194	\$174,575,000	\$127,602,405

APPENDIX B: Project Priority Evaluation Criteria Sample Sheet

TRANSPORTATION EVALUATION CRITERIA							
Community	Project Description						
	Highway-funded Roadway Improvement/Expansion Projects						
PROJECT TYPE	TRANSPORTATION CRITERIA				OTHER IMPACT CRITERIA		
	Condition	Mobility	Safety	Cost Effectiveness	Community Effects and Support	Land Use and Economic Development	Environmental Effects
Roadways	Magnitude of pavement condition improvement	Effect on magnitude and duration of congestion	Effect on crash rate compared to state average	Cost per Unit Change in Condition	Residential effects: right-of-way, noise, aesthetics, cut-through traffic, other	Business effects: right-of-way, access, noise, traffic, parking, freight access other	Air Quality/Climate effects
	0	0	0		0	0	0
	Magnitude of improvement of other infrastructure elements	Effect on travel time and connectivity/access	Effect on bicycle and pedestrian safety	Cost per lane Mile	Effect on service to minority or low income neighborhoods - EJ	Sustainable development effects	Water quality/supply effects; wetlands effects
	0	0	0	\$ -	0	0	0
		Effect on other modes using facility	Effect on transportation security and evacuation routes	Cost per AADT	Other impact/benefits to minority or low income neighborhoods	Consistent with regional land use and economic development plans	Historic and cultural resource effects
		0	0	\$ -	0	0	0
		Effect on regional and local traffic		Cost per AADT per lane mile	Public, local government, legislative, and regional support	Effect on job creation.	Effect on wildlife habitat and endangered species
		0		\$ -	0	0	0
					Effect on development and redevelopment of housing stock.		Effect on Green House Gas Emissions
					0		0
	Avg. Score to +3)	(-3 Avg. Score to +3)	(-3 Avg. Score to +3)		Avg. Score to +3)	(-3 Avg. Score to +3)	Avg. Score (-3 to +3)
	0	0	0		0	0	0
							Total Score (-18 to +18)
							0

APPENDIX C: Summary of Operation and Maintenance Expenditures

Massachusetts Department of Transportation - Highway Division
 Summary of Operating and Maintenance Expenditures
 Pioneer Valley Region - Part 1: Non-Federal Aid

Section I - Non Federal Aid Maintenance Projects - State Bondfunds

Program Group/Sub Group	Estimated SFY 2012 Expenditures	Estimated SFY 2013 Expenditures	Current SFY 2014 Expenditures to Date
01 - Bridge Repair & Replacement			
New Bridge (Excluded)	NA	NA	NA
Bridge Replacement (Excluded)	NA	NA	NA
Bridge Reconstruction/Repair	\$1,084,000	\$940,000	\$1,041,000
Overweight Assistance	\$0	\$0	\$0
Structure Maintenance	\$2,700,710	\$1,814,710	\$0
02 - Bridge Painting			
Painting - Structural	\$0	\$0	\$0
03 - Roadway Reconstruction			
Highway Reconstruction (Excluded)	NA	NA	NA
Highway Reconstr. - Added Capacity (Excluded)	NA	NA	NA
New Construction (Excluded)	NA	NA	NA
Highway Reconstr. - Rest and Rehab.	\$0	\$0	\$0
Highway Reconstr. - No Added Capacity	\$0	\$0	\$0
Highway Reconstr. - Minor Widening	\$20,000	\$0	\$27,710
Highway Reconstr. - Major Widening	\$0	\$0	\$0
04 - Roadway Resurfacing			
Resurfacing	\$0	\$10,070	\$0
05 - Intersection & Safety			
Impact Mitigation	\$0	\$0	\$0
Safety Improvements	\$0	\$0	\$0
Traffic Signals	\$0	\$0	\$0
06 - Signs & Lighting			
Lighting and Electrical	\$14,070	\$710	\$6,720
Sign Installation / Upgrading	\$0	\$0	\$0
Structure Signing	\$0	\$0	\$0
07 - Guardrail			
Guard Rail and Fixing	\$0	\$0	\$0
08 - Maintenance			
Catch Basin Cleaning	\$0	\$0	\$0
Crack Sealing	\$0	\$0	\$0
Landscape and Roadside Care	\$0	\$0	\$0
Mowing and Spraying	\$0	\$0	\$0
Pavement Marking	\$0	\$0	\$0
Sewer and Storm	\$191,070	\$101,000	\$0
Produce/Recycle/Tripnet Sale	\$0	\$0	\$0
Contract Highway Work	\$0	\$0	\$0
09 - Facilities			
Chemical Storage Sheds	\$0	\$0	\$0
Vertical Construction	\$0	\$1,940,000	\$3,071,010
10 - Bypasses (Excluded)	NA	NA	NA
11 - Other			
Demolition	\$0	\$0	\$40
Drilling & Boring	\$0	\$0	\$0
Highway Sweeping	\$0	\$0	\$0
Intelligent Transportation System	\$0	\$0	\$0
Retrieval Construction	\$0	\$0	\$0
Stacked/overhaul / No repair	\$0	\$0	\$0
Reclamation	\$0	\$0	\$0
Underground Tank Removal/Repair	\$0	\$0	\$0
Unknown	\$0	\$0	\$0
Section I Total:	\$7,421,880	\$12,834,857	\$7,365,210

Section II - Non Federal Aid Highway Operations - State Operating Budget Funding

12 - Snow and Ice Operations & Materials	NA	NA	NA
13 - District Maintenance Payroll (Mowing, Litter Management, Night Distance Cleaning, etc.)	NA	NA	NA
Section II Total:	\$0	\$0	\$0
Grand Total NFA:	\$7,421,880	\$12,834,857	\$7,365,210

Massachusetts Department of Transportation - Highway Division
 Summary of Operating and Maintenance Expenditures
 Pioneer Valley Region - Part 2: Federal Aid

Section I - Federal Aid Maintenance Projects

Program Group/Sub Group	Estimated SFY 2012 Expenditures	Estimated SFY 2013 Expenditures	Current SFY 2014 Expenditures to Date
01 - Bridge Repair & Replacement			
New Bridge (Excluded)	00	00	00
Bridge Replacement (Excluded)	00	00	00
Bridge Reconstruction/Rehab	\$1,881,790	\$1,710,948	\$1,142,422
Drawbridge Maintenance	\$0	\$0	\$0
Structure Maintenance	\$0	\$7,387	\$5,771
02 - Bridge Painting			
Painting - Structural	\$0	\$0	\$0
03 - Roadway Reconstruction			
Hwy Relocation (Excluded)	00	00	00
Hwy Reconst - Added Capacity (Excluded)	00	00	00
New Construction (Excluded)	00	00	00
Hwy Reconst - Resurf and Rehab	\$1,052,371	\$1,317,493	\$906,022
Hwy Reconst - No Added Capacity	\$4,492,529	\$1,507,498	\$3,079,319
Hwy Reconst - Minor Widening	\$4,499,321	\$1,896,739	\$1,453,794
Hwy Reconst - Major Widening	\$0	\$0	\$0
04 - Roadway Resurfacing			
Resurfacing	\$12,275,031	\$8,903,498	\$12,810,911
05 - Intersection & Safety			
Impact Abatement	\$0	\$0	\$0
Safety Improvements	\$0	\$0	\$0
Traffic Signals	\$333	\$295,912	\$412,900
06 - Signs & Lighting			
Lighting and Electrical	\$146,713	\$109,111	\$0
Sign Installation / Upgrading	\$0	\$39,319	\$0
Structural Signing	\$0	\$291,307	\$1,794,542
07 - Guardrail			
Guard Rail and Fencing	\$22,881	\$11,400	\$0
08 - Maintenance			
Grout Seal Cracking	\$0	\$0	\$0
Control Highway Maintenance	\$0	\$0	\$0
Crack Sealing	\$0	\$0	\$0
Landscape and Roadside Develop	\$148,911	\$0	\$0
Mowing and Spraying	\$0	\$0	\$0
Pavement Marking	\$0	\$0	\$0
Process/Recycle/Transport Debris	\$0	\$0	\$0
Sewer and Water	\$0	\$0	\$0
09 - Facilities			
Chemical Storage Sheds	\$0	\$0	\$0
Vertical Construction	\$0	\$0	\$0
10 - Snowplows (Excluded)	00	00	00
11 - Other			
Demolition	\$0	\$0	\$0
Drilling & Rodding	\$0	\$0	\$0
Highway Sweeping	\$0	\$0	\$0
Intelligent Transportation Systems	\$678,127	\$1,742,468	\$279,038
New Construction	\$0	\$0	\$0
Miscellaneous / No Precip	\$0	\$0	\$0
Recreation	\$0	\$0	\$0
Underground Tank Removal/Replace	\$0	\$0	\$0
Unknown	\$0	\$0	\$0
Section I Total:	\$44,176,232	\$29,667,201	\$19,967,582
Section II - Federal Aid Highway Operations			
ITS Operations - I-49 HOV Lane Operation and Towing	00	00	00
ITS Operations - Traffic Operations Center (South Region)	00	00	00
Section II Total:	\$0	\$0	\$0
Grand Total Federal Aid:	\$44,176,232	\$29,667,201	\$19,967,582

APPENDIX D: Metropolitan Planning Area (MPA) State and Local Consulted Agencies

As required in MAP-21, the Moving Ahead for Progress in the 21st Century Act (P.L. 112-141) consulted with agencies and officials responsible for other planning activities within the MPA (metropolitan planning area) that are affected by transportation (including State and local planned growth, economic development, environmental protection, airport operations, or freight movements) or coordinate its planning process (to the maximum extent practicable) with such planning activities

PVMPO fulfilled these requirements through the processes tied to the Joint Transportation Committee (JTC). Listed below are two tables, table 16 list agencies with transportation interest in the Metropolitan Planning Area (MPA) that were contacted for the purpose of consultation while developing the TIP. Table 17 lists the agencies from table 16 which responded and coordinated meetings were held during TIP development.

Table 16: Agencies Contacted

Agency	Agency Location
Westfield River Wild and Scenic Advisory Committee	Haydenville
MassDOT - Office of Transportation Planning	Boston
FEDERAL HIGHWAY ADMIN	Cambridge
US EPA	Boston
MassDOT	Boston
COUNCIL ON AGING	Granby
AIR QUALITY CONTROL (DEP)	Boston
FEDERAL TRANSIT ADMIN	Cambridge
MassDOT Highway Division District 1& 2	Northampton/Lenox
OFFICE OF SOCIAL CONCERN	Springfield
Economic Development Council of Western Mass	Springfield
PETER PAN BUS LINES, INC.	Springfield
Pioneer Valley Transit Authority (PVTA)	Springfield
BARNES AIRPORT	Westfield
Pioneer Valley RR	Westfield
Bike/Ped Community (MassBike)	Williamsburg
UMASS Transit	Amherst
UMASS Traveler Information Center (RTIC)	Amherst

These agencies are solicited to comment and provide relevant information during TIP development and are invited to attend all meetings and workshop involving project evaluation. Agendas and information in regards the TIP and its development are distributed by mail prior to meetings as outlined in the Public Participation Plan for the Pioneer Valley.

Table 17: Agencies Providing Consultation)

Agency	Agency Location
Pioneer Valley Planning Commission	Springfield
MassDOT – Highway District 2	Northampton
MassDOT – Office of Transportation Planning	Boston
Federal Highway Administration	Cambridge

APPENDIX E: MAP-21 Performance Management Information

Performance Management

Program purpose

A key feature of MAP-21 is the establishment of a performance- and outcome-based program. The objective of this performance- and outcome-based program is for States to invest resources in projects that collectively will make progress toward the achievement of the national goals.

Statutory citation(s): MAP-21 §§1106, 1112-1113, 1201-1203; 23 USC 119, 134-135, 148-150

National policy in support of performance management

“Performance management will transform the Federal-aid highway program and provide a means to the most efficient investment of Federal transportation funds by refocusing on national transportation goals, increasing the accountability and transparency of the Federal-aid highway program, and improving project decision-making through ”[§1203; 23 USC 150(a)]

National performance goals

Establishes national performance goals for the Federal-aid highway program in seven areas:

[§1203; 23 USC 150(b)]

Goal area	National goal
Safety	To achieve a significant reduction in traffic fatalities and serious injuries on all public roads
Infrastructure condition	To maintain the highway infrastructure asset system in a state of good repair
Congestion reduction	To achieve a significant reduction in congestion on the National Highway System
System reliability	To improve the efficiency of the surface transportation system
Freight movement and economic vitality	To improve the national freight network, strengthen the ability of rural communities to access national and international trade markets, and support regional economic development
Environmental sustainability	To enhance the performance of the transportation system while protecting and enhancing the natural environment
Reduced project delivery delays	To reduce project costs, promote jobs and the economy, and expedite the movement of people and goods by accelerating project completion through

	eliminating delays in the project development and delivery process, including reducing regulatory burdens and improving agencies' work practices
--	--

Performance measures

Requires the Secretary, in consultation with States, metropolitan planning organizations (MPOs), and other stakeholders, to establish performance measures in the areas listed below. Provides for DOT to establish such measures within 18 months of enactment, and prohibits DOT from establishing additional performance measures. [§1203; 23 USC 150(c)]

- Pavement condition on the Interstate System and on remainder of the National Highway System (NHS)
- Performance of the Interstate System and the remainder of the NHS
- Bridge condition on the NHS
- Fatalities and serious injuries—both number and rate per vehicle mile traveled--on all public roads
- Traffic congestion
- On-road mobile source emissions
- Freight movement on the Interstate System

Performance targets

- *Setting of State targets.* Within one year of the DOT final rule on performance measures, requires States to set performance targets in support of those measures. States may set different performance targets for urbanized and rural areas. [§1203; 23 USC 150(d)]

To ensure consistency each State must, to the maximum extent practicable –

- coordinate with an MPO when setting performance targets for the area represented by that MPO; and
- coordinate with public transportation providers when setting performance targets in an urbanized area not represented by an MPO. [§1202; 23 USC 135(d)(2)(B)]
- *Setting of MPO targets.* Within 180 days of States or providers of public transportation setting performance targets, requires MPOs to set performance targets in relation to the performance measures (where applicable). To ensure consistency, each MPO must, to the maximum extent practicable, coordinate with the relevant State and public transportation providers when setting performance targets. [§1201; 23 USC 134(h)(2)].
- *Plans requiring targets.* Requires the following plans to include State targets (and/or MPO targets, as appropriate):
 - Metropolitan transportation plans. [§1201; 23 USC 134(i)(2)(B)]
 - Metropolitan Transportation Improvement Program (TIP). [§1201; 23 USC 134(j)(2)(D)]

- Statewide Transportation Improvement Program (STIP). [§1202; 23 USC 135(g)(4)]
- State asset management plans under the National Highway Performance Program (NHPP). [§1106; 23 USC 119(e)]
- State performance plans under the Congestion Mitigation and Air Quality Improvement program. [§1113(b)(6); 23 USC 149(l)]

Additionally, State and MPO targets *should* be included in Statewide transportation plans. [§1202; 23 USC 135(f)(7)]

- *Reporting on progress.* Requires States to report on the condition and performance of the NHS; the effectiveness of the investment strategy document in the State asset management plan for the NHS; progress toward achieving performance targets; and the ways in which the State is addressing congestion at freight bottlenecks. [§1203; 23 USC 150(c)]

Thresholds for bridge and pavement condition

- *Establishment of thresholds.* Requires DOT to establish, as part of its rulemaking on performance measures, minimum thresholds for Interstate pavement condition. [§1203; 23 USC 150(c)(3)]

Requires each State to maintain minimum thresholds for Interstate pavement condition (the level set by DOT in its rulemaking) and NHS bridges (no more than 10% of total NHS bridge deck area may be on structurally deficient bridges). [§1106; 23 USC 119(f)]

- *Failure to meet thresholds.* Requires a State that fails to meet or maintain these thresholds over a statutorily-designated time period to reserve a specified portion of its NHPP funding for Interstate pavement and NHS bridge projects. In some cases also requires the State to transfer a specified portion of its Surface Transportation Program (STP) funding to NHPP. (See NHPP fact sheet for detail) [§1106; 23 USC 119(f)]

Trends in safety performance

Imposes additional requirements on a State in relation to specified measures of highway safety: [§1112; 23 USC 148(g)]

- *Rural road safety.* If the fatality rate on rural roads in a State increases over the most recent two year period, the State must dedicate a specified amount of funds under the Highway Safety Improvement Program for high risk rural road safety projects.
- *Older driver and pedestrian safety.* If the traffic fatalities and serious injuries per capita for drivers and pedestrians over the age of 65 in a State increase over the most recent two year period, the State must detail in its next Strategic Highway Safety Plan how it intends to address increases in those rates.

Other accountability measures

- *Target achievement under NHPP.* Requires a State that fails to achieve (or to make significant progress toward achieving) its performance targets for the NHS for two consecutive reports to describe in its next performance report to DOT (under amended 23 USC 150(e)) the actions it will take to achieve its targets. [§1106; 23 USC 119(e)(7)]
- *Target achievement under HSIP.* Requires a State that fails to achieve (or to make significant progress toward achieving) its HSIP performance targets within two years of the targets' establishment to –
 - dedicate a specified portion of its obligation authority to HSIP projects until the Secretary determines that the State has made significant progress toward or met the targets; and
 - annually submit to the Secretary an implementation plan that includes certain specified components related to highway safety until the Secretary determines that the State has made significant progress toward or met the targets. [§1112; 23 USC 148(i)]
- *Certification of planning process for Transportation Management Areas (TMAs).* Continues to require the Secretary to certify at least once every four years whether the metropolitan planning process of an MPO serving a TMA meets the requirements, including the requirements of 23 USC 134 and other applicable Federal law. One of these requirements is to include a performance-based approach in the metropolitan transportation planning process (see 23 USC 134(h)(2)). Absent this certification, DOT may withhold up to 20% of the funds attributable to the metropolitan planning area. [§1201; 23 USC 134(k)(5)]