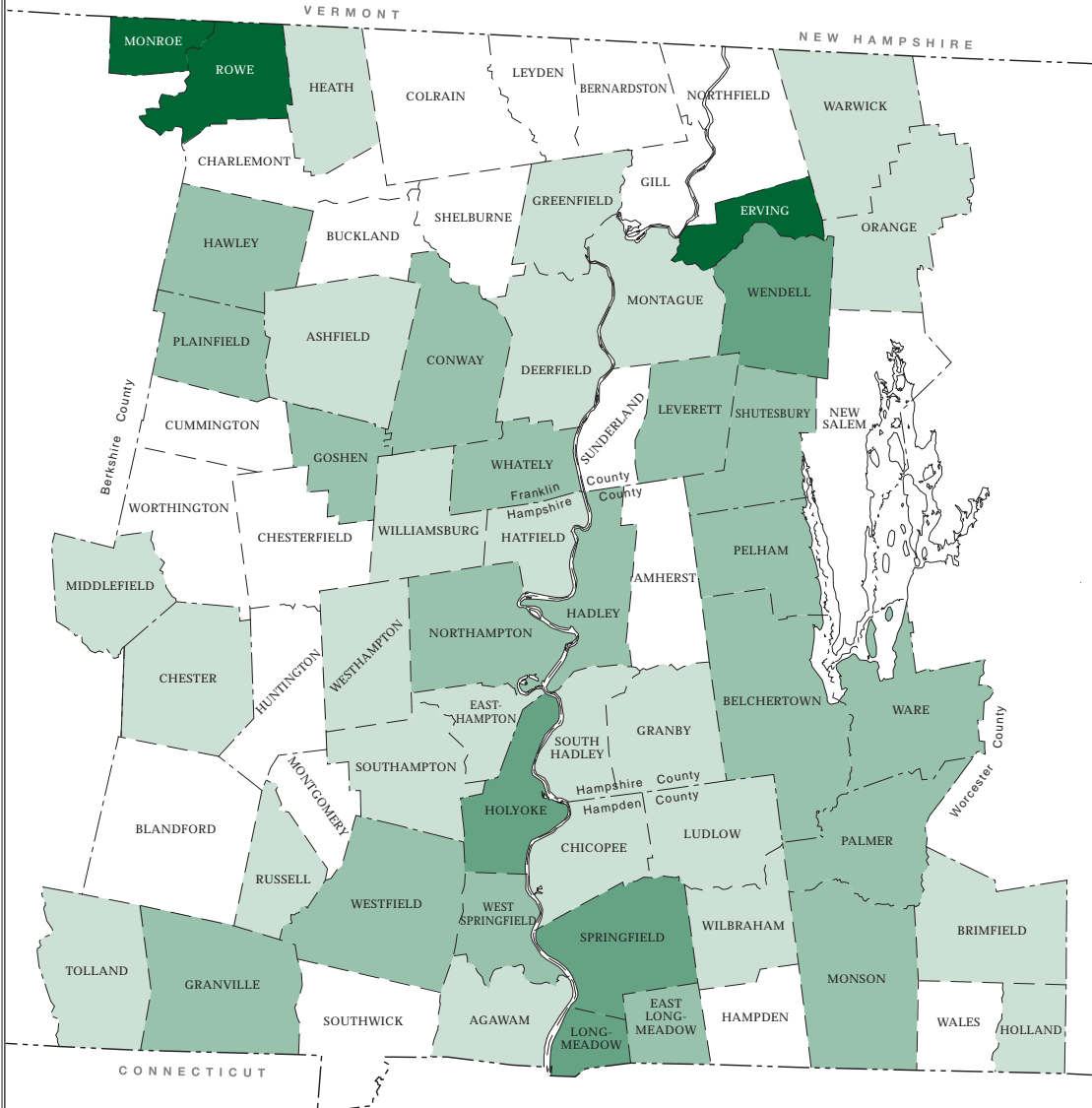
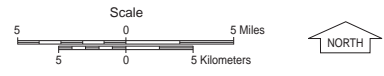
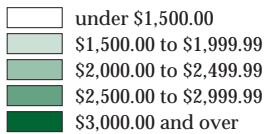


Total Municipal Revenues Per Capita, 2006



Rowe	\$8,476.87
Monroe	\$6,006.27
Erving	\$4,821.85
Holyoke	\$3,435.53
Wendell	\$3,240.04
Longmeadow	\$3,116.16
Springfield	\$3,095.33
East Longmeadow	\$2,950.62
Leverett	\$2,824.92
Westfield	\$2,823.73
Belchertown	\$2,756.02
Hadley	\$2,746.41
West Springfield	\$2,739.21
Goshen	\$2,734.37
Pelham	\$2,722.22
Monson	\$2,685.47
Whately	\$2,679.83
Hawley	\$2,674.47
Northampton	\$2,670.86
Granville	\$2,649.39
Shutesbury	\$2,633.37
Plainfield	\$2,576.78
Conway	\$2,555.30
Ware	\$2,514.90
Palmer	\$2,500.49
Greenfield	\$2,498.33
Agawam	\$2,473.68
Hatfield	\$2,467.40
Heath	\$2,425.12
Chicopee	\$2,403.80
Deerfield	\$2,389.97
Russell	\$2,389.81
Williamsburg	\$2,342.48
Wilbraham	\$2,329.04
Warwick	\$2,312.62
Orange	\$2,260.68
Granby	\$2,257.58
Westhampton	\$2,255.35
Southampton	\$2,232.62
Brimfield	\$2,226.07
Tolland	\$2,224.85
Ludlow	\$2,192.08
South Hadley	\$2,184.18
Chester	\$2,162.54
Holland	\$2,093.32
Easthampton	\$2,024.40
Ashfield	\$2,008.65
Middlefield	\$2,002.45
Montague	\$2,002.08
New Salem	\$1,996.04
Sunderland	\$1,982.49
Buckland	\$1,982.41
Worthington	\$1,976.23
Montgomery	\$1,931.37
Leyden	\$1,926.20
Chesterfield	\$1,909.33
Charlemont	\$1,890.37
Blandford	\$1,889.75
Bernardston	\$1,885.76
Gill	\$1,879.33
Amherst	\$1,874.48
Northfield	\$1,847.82
Wales	\$1,811.49
Southwick	\$1,787.51
Shelburne	\$1,706.15
Hampden	\$1,686.77
Huntington	\$1,672.87
Colrain	\$1,664.56
Cummington	\$1,661.62



Produced by:
 Pioneer Valley
 Planning Commission
 26 Central Street
 West Springfield, MA 01089
 January 2008

Source: Massachusetts Department of Revenue.