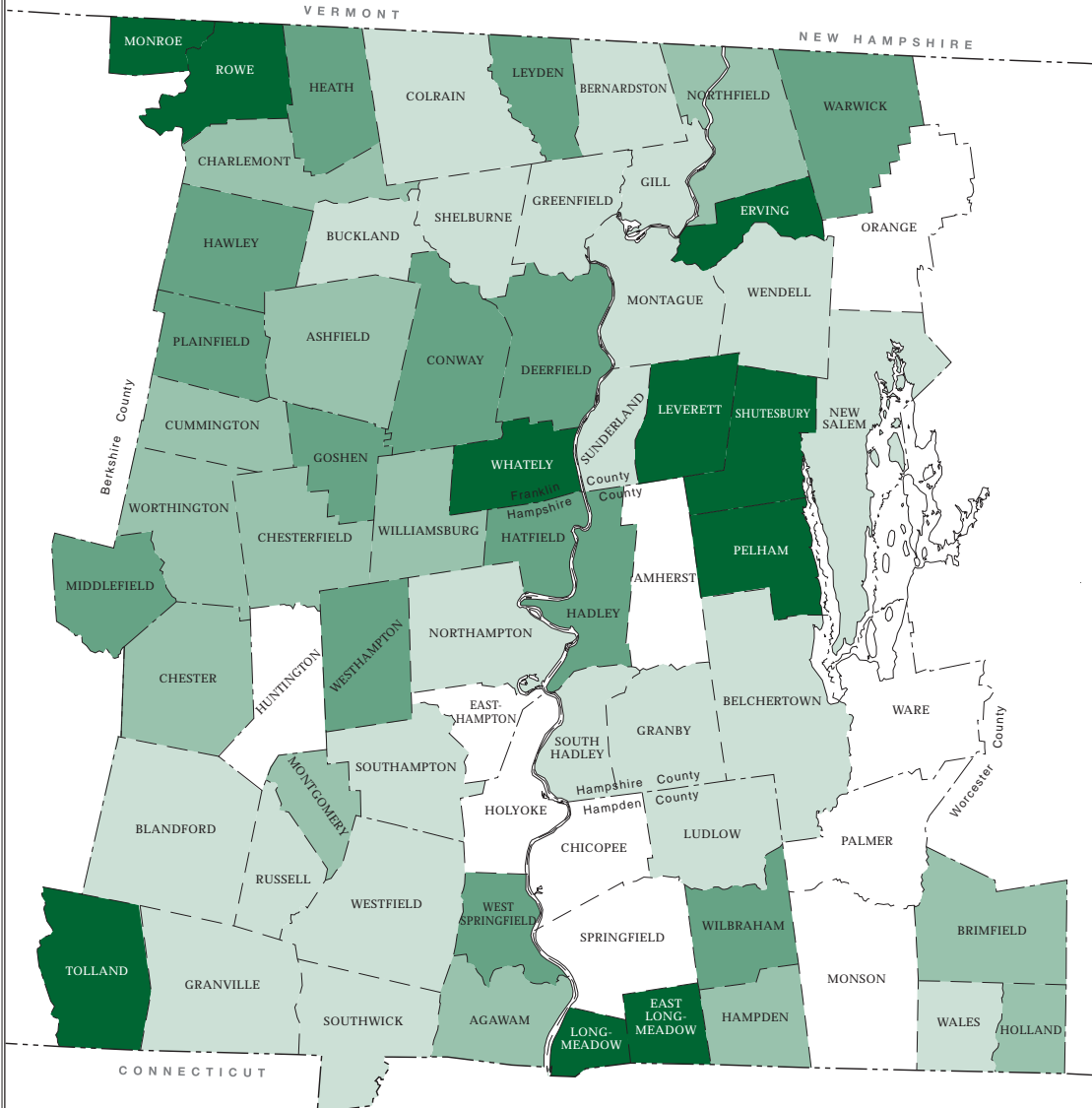
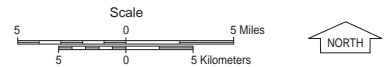
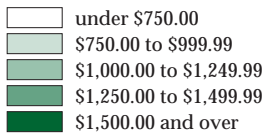


# Municipal Tax Levy Revenues Per Capita, 2006



Rowe	\$6,942.75
Erving	\$3,881.16
Monroe	\$3,666.52
Longmeadow	\$2,080.83
Pelham	\$2,042.82
Leverett	\$1,864.39
Whately	\$1,812.89
Shutesbury	\$1,794.70
Tolland	\$1,784.27
East Longmeadow	\$1,771.73
Heath	\$1,742.44
Westhampton	\$1,727.22
Goshen	\$1,674.94
Hawley	\$1,674.60
Wilbraham	\$1,668.19
Warwick	\$1,645.15
West Springfield	\$1,615.38
Conway	\$1,594.10
Leyden	\$1,581.16
Plainfield	\$1,549.86
Middlefield	\$1,530.39
Hadley	\$1,523.31
Hatfield	\$1,510.18
Deerfield	\$1,501.90
Williamsburg	\$1,499.31
Holland	\$1,490.93
Chesterfield	\$1,424.42
Worthington	\$1,393.41
Agawam	\$1,382.10
Hampden	\$1,381.55
Northfield	\$1,370.83
Charlemont	\$1,357.15
Chester	\$1,352.22
Montgomery	\$1,336.87
Ashfield	\$1,327.16
Brimfield	\$1,316.65
Cummington	\$1,277.51
Buckland	\$1,243.71
Greenfield	\$1,220.97
Shelburne	\$1,220.60
Gill	\$1,207.26
Wendell	\$1,201.11
Granville	\$1,199.53
Montague	\$1,199.38
Belchertown	\$1,192.17
Southwick	\$1,177.98
New Salem	\$1,167.38
Colrain	\$1,162.54
Bernardston	\$1,153.77
Blandford	\$1,148.02
Northampton	\$1,141.70
Westfield	\$1,126.29
Southampton	\$1,123.33
Sunderland	\$1,093.40
Granby	\$1,089.91
Wales	\$1,087.97
Ludlow	\$1,055.55
Russell	\$1,036.03
South Hadley	\$1,029.57
Holyoke	\$988.29
Huntington	\$987.07
Palmer	\$972.61
Ware	\$960.16
Chicopee	\$955.85
Springfield	\$916.06
Monson	\$911.72
Amherst	\$896.82
Easthampton	\$891.03
Orange	\$816.46



Source: Massachusetts Department of Revenue.

Produced by:  
 Pioneer Valley  
 Planning Commission  
 26 Central Street  
 West Springfield, MA 01089  
 January 2008

