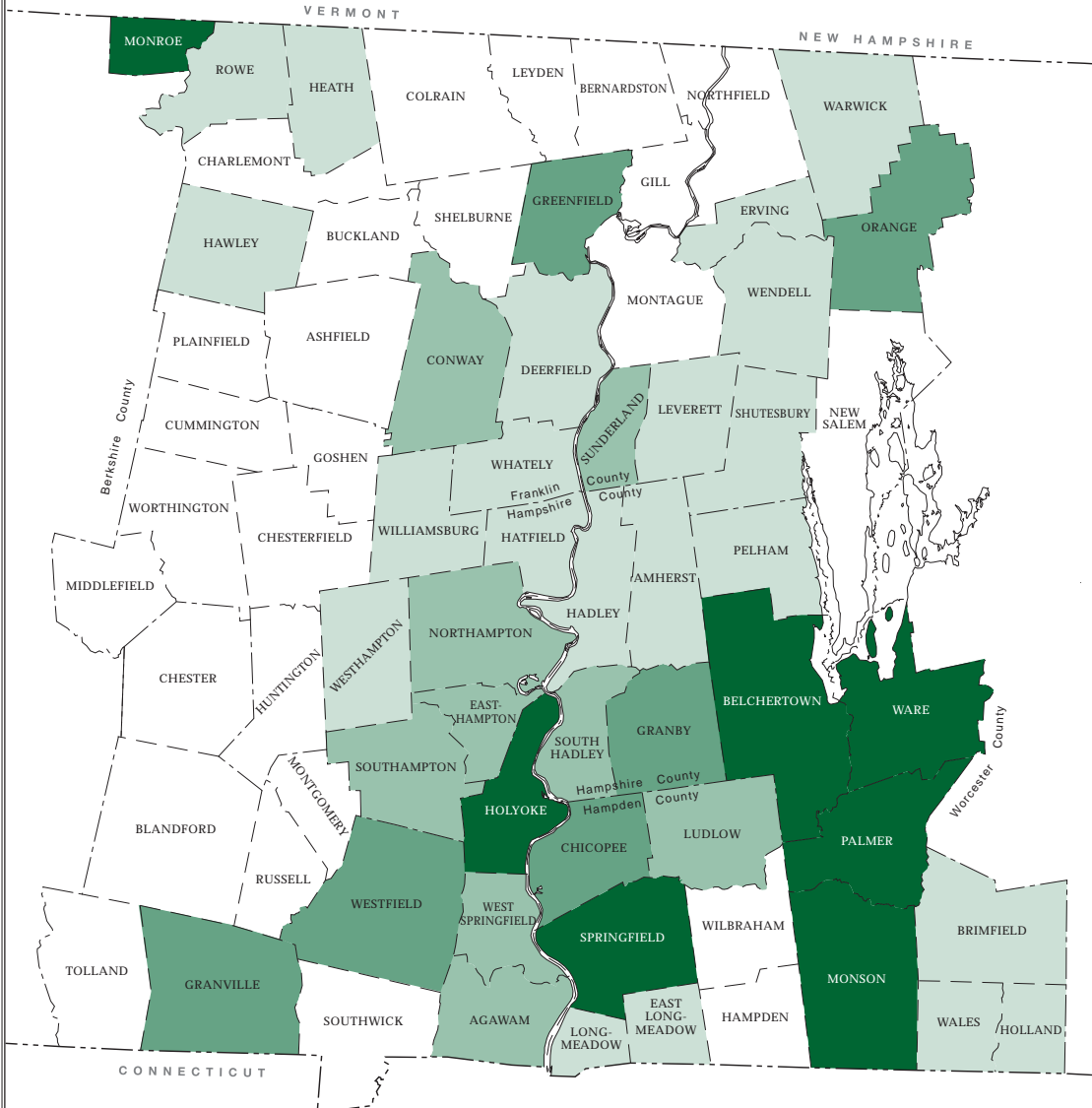
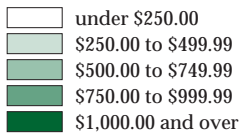


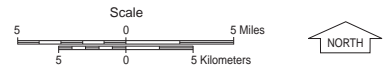
Municipal State Aid Revenues Per Capita, 2006



Holyoke	\$2,036.95
Springfield	\$1,889.72
Monson	\$1,237.96
Palmer	\$1,115.22
Monroe	\$1,093.58
Ware	\$1,032.66
Belchertown	\$1,002.49
Westfield	\$991.96
Granville	\$972.84
Chicopee	\$955.81
Orange	\$928.91
Greenfield	\$812.46
Granby	\$788.31
Ludlow	\$685.30
Easthampton	\$668.86
West Springfield	\$664.39
South Hadley	\$635.62
Conway	\$619.83
Northampton	\$596.53
Southampton	\$585.56
Sunderland	\$575.74
Agawam	\$573.82
Wales	\$473.70
Rowe	\$472.19
Shutesbury	\$462.97
Wendell	\$442.59
East Longmeadow	\$432.37
Brimfield	\$428.98
Longmeadow	\$426.41
Williamsburg	\$425.33
Amherst	\$419.64
Deerfield	\$412.23
Holland	\$353.66
Hadley	\$349.08
Whately	\$344.04
Hatfield	\$340.51
Heath	\$337.84
Leverett	\$289.16
Westhampton	\$279.91
Pelham	\$268.70
Erving	\$255.77
Hawley	\$251.66
Warwick	\$250.76
Barnardston	\$236.66
Russell	\$225.86
Chester	\$213.37
Huntington	\$198.88
Chesterfield	\$186.86
Charlemont	\$176.85
Worthington	\$167.29
Goshen	\$166.14
Northfield	\$165.29
Gill	\$164.76
Montague	\$164.02
New Salem	\$161.03
Middlefield	\$149.83
Colrain	\$147.96
Buckland	\$145.53
Montgomery	\$139.41
Ashfield	\$137.87
Plainfield	\$135.87
Shelburne	\$134.53
Blandford	\$133.83
Southwick	\$128.19
Hampden	\$125.60
Cummington	\$122.48
Wilbraham	\$102.12
Tolland	\$100.54
Leyden	\$99.16



Source: Massachusetts Department of Revenue.



Produced by:
 Pioneer Valley
 Planning Commission
 26 Central Street
 West Springfield, MA 01089
 January 2008

