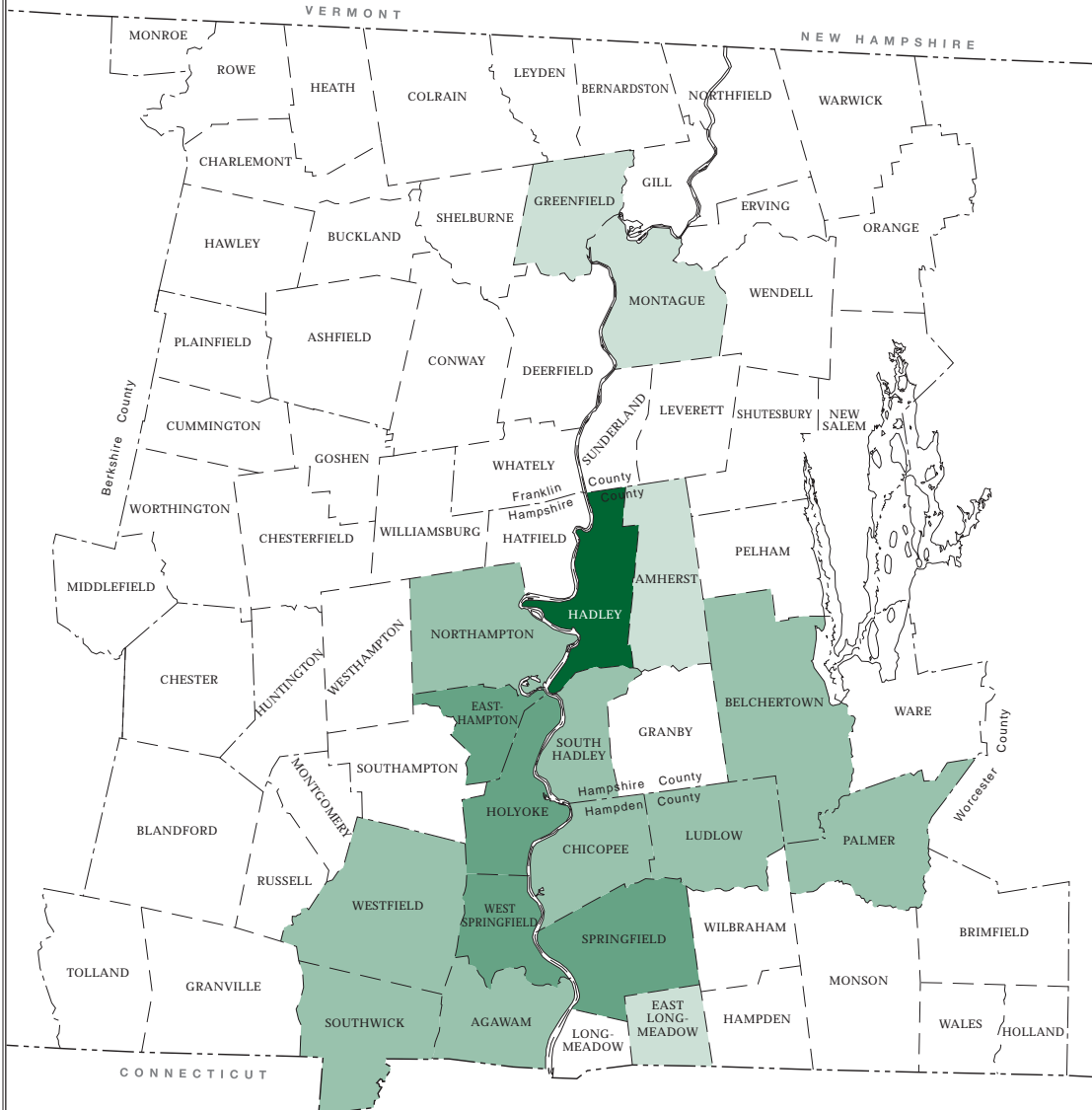



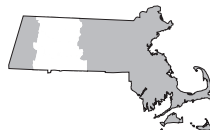
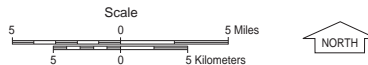
# Percent of Babies Born with Low Birthweight, 2005



Ashfield	
Barnardston	
Blandford	
Brimfield	
Buckland	
Charlemont	
Chester	
Chesterfield	
Colrain	
Conway	
Cummington	
Deerfield	
Erving	
Gill	
Goshen	
Granby	
Granville	
Hampden	
Hatfield	
Hawley	
Heath	
Holland	
Huntington	
Leverett	
Leyden	
Middlefield	
Monroe	
Monson	
Montgomery	
New Salem	
Northfield	
Orange	
Pelham	
Plainfield	
Rowe	
Russell	
Shelburne	
Shutesbury	
Southampton	
Sunderland	
Tolland	
Ware	
Warwick	
Wendell	
Westhampton	
Whately	
Wilbraham	
Williamsburg	
Worthington	
Hadley	11.9%
Springfield	9.8%
Easthampton	8.3%
West Springfield	7.7%
Holyoke	7.6%
South Hadley	6.8%
Longmeadow	6.3%
Belchertown	6.1%
Chicopee	5.8%
Westfield	5.5%
Agawam	5.5%
Southwick	5.3%
Northampton	5.2%
Palmer	5.1%
Ludlow	5.0%
Amherst	4.8%
Montague	4.8%
Greenfield	4.6%
East Longmeadow	4.6%



Source: Massachusetts Department of Public Health, MassCHIP.



Produced by:  
Pioneer Valley  
Planning Commission  
26 Central Street  
West Springfield, MA 01089  
January 2008