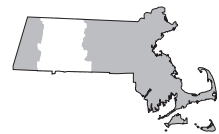
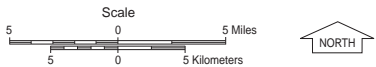
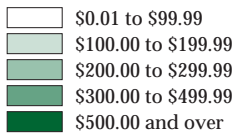
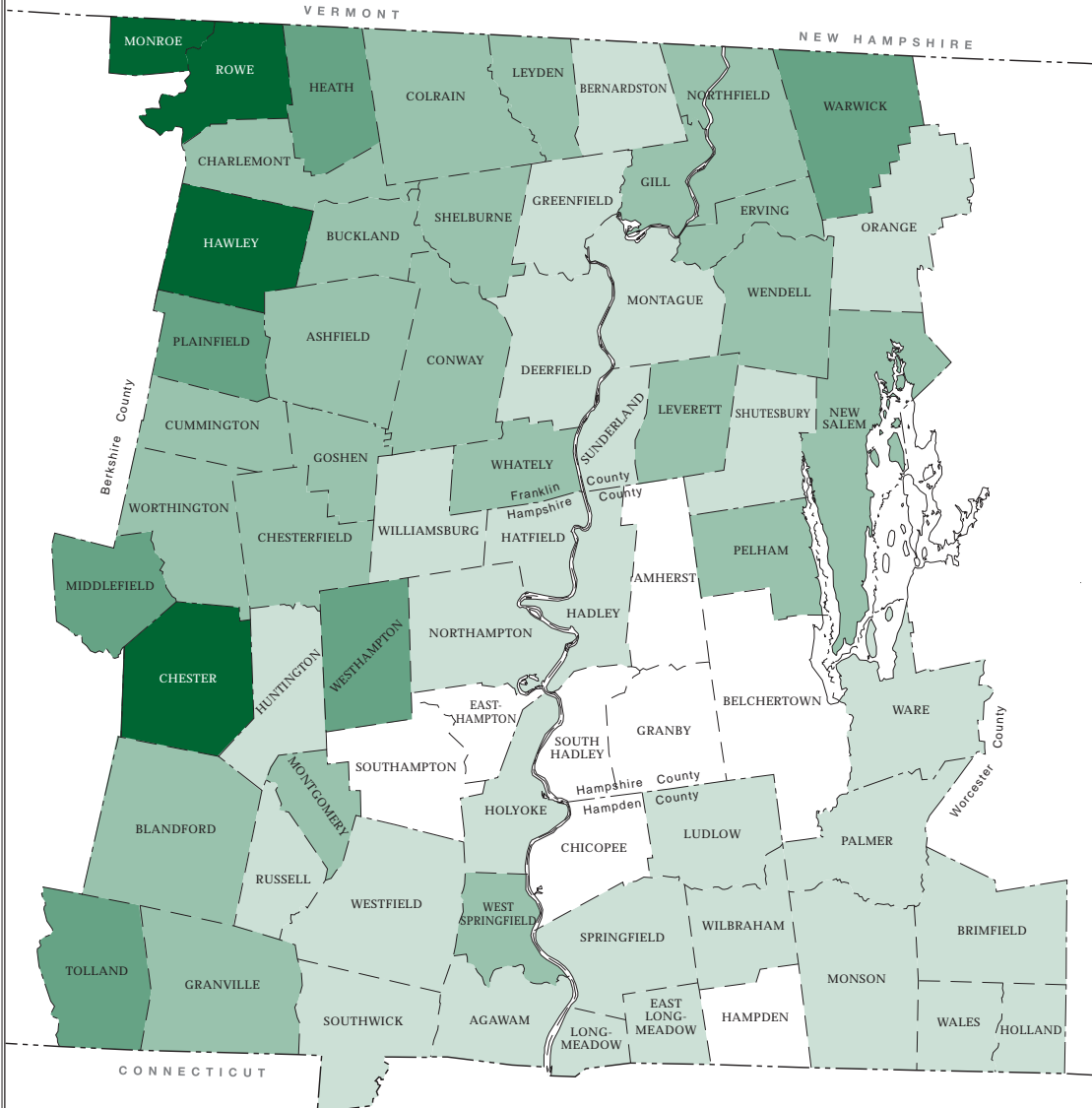


Municipal Public Works Expenditures Per Capita, 2006



Source: Massachusetts Department of Revenue.

Monroe	\$1,812.30
Rowe	\$1,186.03
Hawley	\$900.25
Chester	\$621.97
Tolland	\$448.91
Warwick	\$441.16
Middlefield	\$415.85
Heath	\$377.20
Plainfield	\$321.76
Westhampton	\$302.02
Chesterfield	\$299.86
West Springfield	\$296.25
Leyden	\$286.36
Gill	\$283.78
Goshen	\$282.88
Worthington	\$280.45
Wendell	\$279.11
Montgomery	\$274.50
Blandford	\$274.05
Ashfield	\$255.11
Cummington	\$245.97
Charlemont	\$240.06
Leverett	\$240.04
Erving	\$234.47
Northfield	\$233.81
Colrain	\$232.56
Granville	\$227.56
Conway	\$221.10
Whately	\$216.73
Pelham	\$216.39
New Salem	\$214.53
Buckland	\$204.45
Shelburne	\$204.13
Ware	\$197.48
Shutesbury	\$188.20
Brimfield	\$187.04
Bernardston	\$179.68
Deerfield	\$175.20
Huntington	\$170.34
Holland	\$166.39
Williamsburg	\$164.03
East Longmeadow	\$162.79
Agawam	\$154.76
Palmer	\$152.59
Russell	\$151.52
Montague	\$143.14
Ludlow	\$141.15
Southwick	\$139.74
Monson	\$139.42
Hatfield	\$137.98
Longmeadow	\$137.21
Orange	\$134.95
Holyoke	\$129.05
Wilbraham	\$127.29
Hadley	\$122.41
Greenfield	\$122.39
Westfield	\$116.90
Springfield	\$112.21
Sunderland	\$110.51
Northampton	\$109.68
Wales	\$102.10
Southampton	\$94.23
Chicopee	\$90.09
Hampden	\$79.75
Belchertown	\$76.08
Easthampton	\$70.08
South Hadley	\$51.45
Granby	\$51.31
Amherst	\$45.01

Produced by:
Pioneer Valley
Planning Commission
26 Central Street
West Springfield, MA 01089
January 2008

