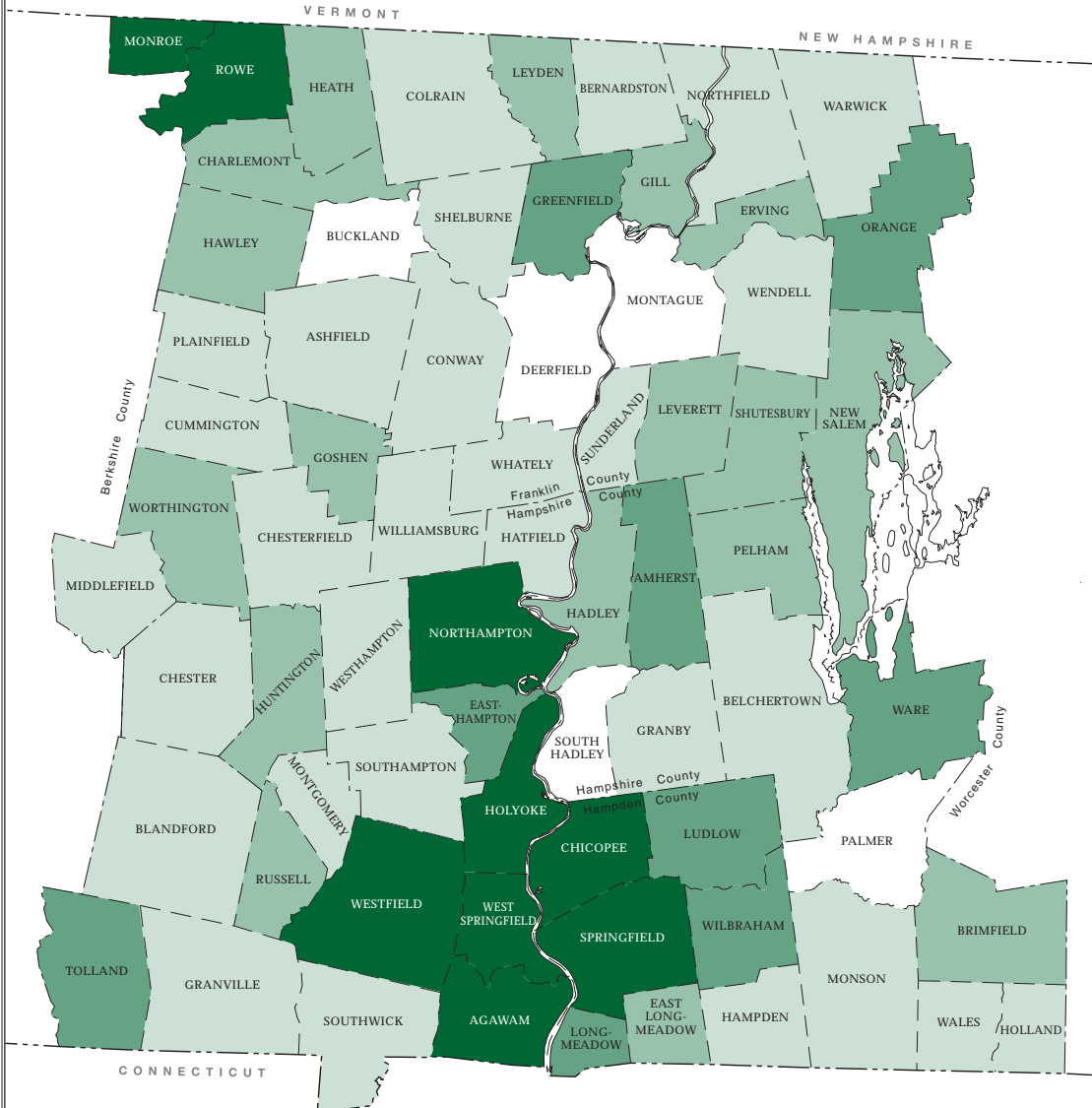


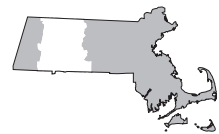
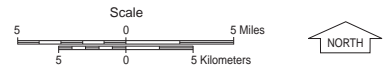
# Municipal Fire Expenditures Per Capita, 2006



|                  |          |
|------------------|----------|
| Buckland         |          |
| Deerfield        |          |
| Montague         |          |
| Palmer           |          |
| South Hadley     |          |
| Holyoke          | \$196.04 |
| Chicopee         | \$155.88 |
| Rowe             | \$128.56 |
| West Springfield | \$128.18 |
| Northampton      | \$115.73 |
| Monroe           | \$110.73 |
| Westfield        | \$106.89 |
| Agawam           | \$105.44 |
| Springfield      | \$103.70 |
| Easthampton      | \$97.57  |
| Orange           | \$97.43  |
| Amherst          | \$94.38  |
| Wilbraham        | \$92.73  |
| Greenfield       | \$92.27  |
| Longmeadow       | \$79.72  |
| Ware             | \$79.17  |
| Ludlow           | \$78.65  |
| Tolland          | \$58.66  |
| Russell          | \$45.94  |
| Erving           | \$44.88  |
| Gill             | \$43.82  |
| Huntington       | \$40.18  |
| East Longmeadow  | \$39.19  |
| Leverett         | \$38.75  |
| Goshen           | \$34.35  |
| Charlton         | \$31.57  |
| Leyden           | \$30.91  |
| New Salem        | \$30.71  |
| Hadley           | \$29.98  |
| Hawley           | \$29.05  |
| Pelham           | \$29.01  |
| Worthington      | \$28.31  |
| Shutesbury       | \$27.06  |
| Brimfield        | \$26.13  |
| Heath            | \$25.77  |
| Southampton      | \$24.82  |
| Chester          | \$24.55  |
| Bernardston      | \$24.25  |
| Northfield       | \$24.24  |
| Plainfield       | \$22.71  |
| Williamsburg     | \$22.65  |
| Hatfield         | \$22.13  |
| Belchertown      | \$21.88  |
| Blandford        | \$21.76  |
| Ashfield         | \$20.78  |
| Monson           | \$20.53  |
| Granville        | \$19.48  |
| Whately          | \$18.66  |
| Southwick        | \$17.64  |
| Sunderland       | \$17.14  |
| Holland          | \$16.89  |
| Montgomery       | \$16.12  |
| Conway           | \$16.03  |
| Granby           | \$15.86  |
| Middlefield      | \$15.24  |
| Westhampton      | \$13.90  |
| Wales            | \$13.43  |
| Colrain          | \$12.64  |
| Cummington       | \$12.49  |
| Chesterfield     | \$9.51   |
| Warwick          | \$8.36   |
| Wendell          | \$7.68   |
| Hampden          | \$4.99   |
| Shelburne        | \$0.02   |

No data reported  
 \$0.01 to \$24.99  
 \$25.00 to \$49.99  
 \$50.00 to \$99.99  
 \$100.00 and over

Source: Massachusetts Department of Revenue.



Produced by:  
 Pioneer Valley  
 Planning Commission  
 26 Central Street  
 West Springfield, MA 01089  
 January 2008