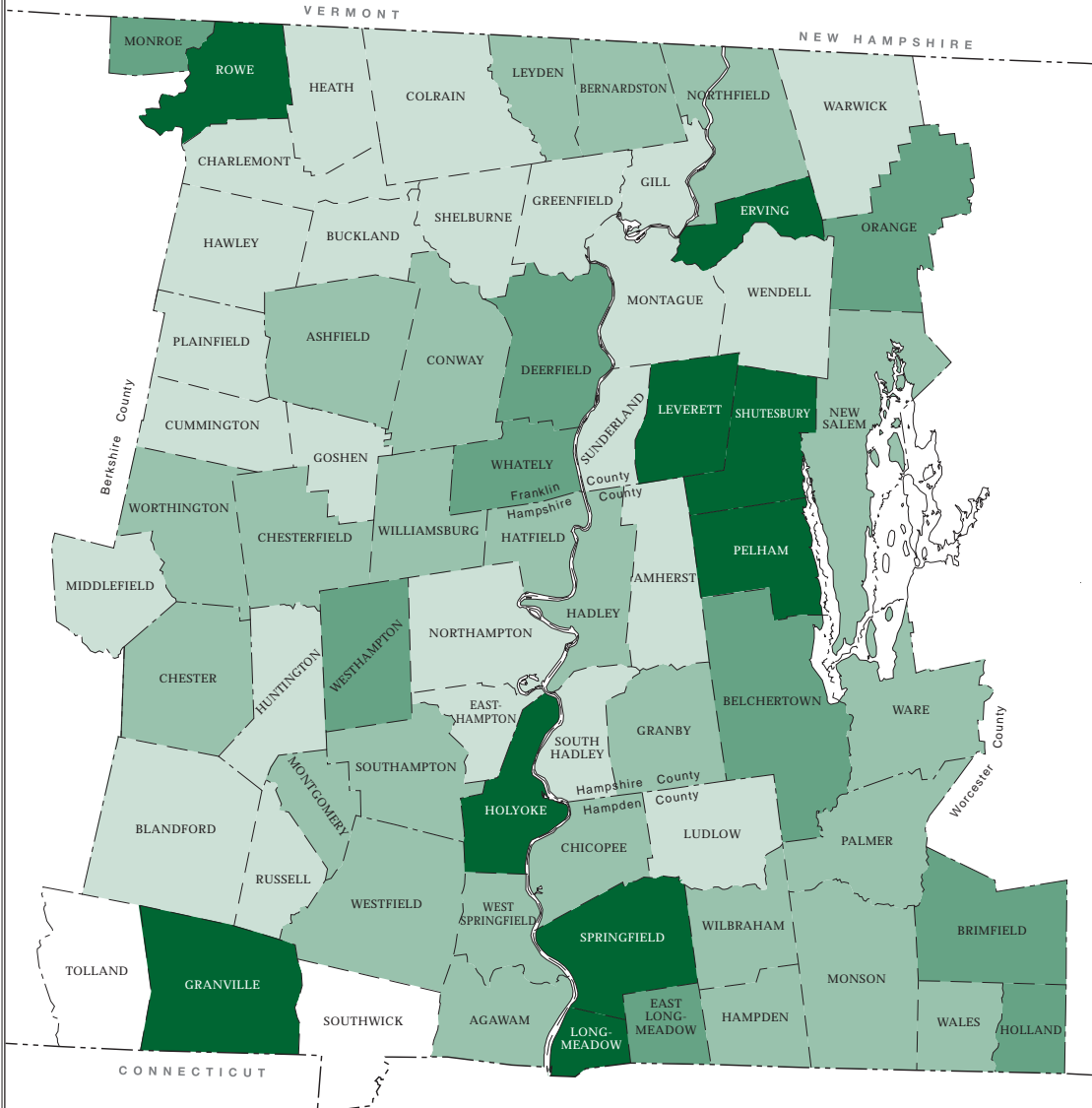
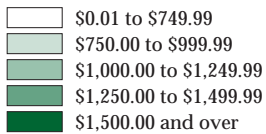


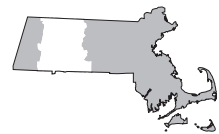
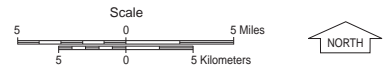
# Municipal Education Expenditures Per Capita, 2006



Rowe	\$2,998.74
Springfield	\$1,721.14
Erving	\$1,620.88
Holyoke	\$1,607.88
Leverett	\$1,597.92
Longmeadow	\$1,591.40
Granville	\$1,569.43
Shutesbury	\$1,551.07
Pelham	\$1,516.81
Holland	\$1,402.08
Westhampton	\$1,394.52
Monroe	\$1,383.85
Brimfield	\$1,374.72
Whately	\$1,364.54
Belchertown	\$1,342.95
Deerfield	\$1,313.56
East Longmeadow	\$1,309.87
Orange	\$1,269.30
Conway	\$1,245.38
Monson	\$1,234.02
Palmer	\$1,229.93
Granby	\$1,218.50
Southampton	\$1,216.22
Wilbraham	\$1,207.96
Wales	\$1,205.68
Hatfield	\$1,200.24
Westfield	\$1,188.57
Williamsburg	\$1,165.62
Hampden	\$1,158.31
New Salem	\$1,144.48
Worthington	\$1,109.39
Ware	\$1,095.00
Chicopee	\$1,094.12
West Springfield	\$1,085.60
Northfield	\$1,081.06
Agawam	\$1,056.65
Ashfield	\$1,041.82
Chesterfield	\$1,033.74
Hadley	\$1,028.03
Leyden	\$1,027.58
Montgomery	\$1,025.39
Chester	\$1,025.27
Bernardston	\$1,014.50
Ludlow	\$999.10
Plainfield	\$995.63
Blandford	\$990.72
Cummington	\$968.76
Heath	\$961.63
Charlemont	\$946.83
South Hadley	\$934.84
Middlefield	\$928.64
Wendell	\$919.66
Goshen	\$918.11
Sunderland	\$916.45
Colrain	\$913.07
Easthampton	\$901.54
Northampton	\$897.46
Shelburne	\$892.98
Warwick	\$881.49
Buckland	\$879.29
Hawley	\$869.20
Greenfield	\$866.25
Amherst	\$862.32
Huntington	\$861.19
Montague	\$859.09
Gill	\$846.01
Russell	\$783.16
Southwick	\$671.82
Tolland	\$543.96



Source: Massachusetts Department of Revenue.



Produced by:  
 Pioneer Valley  
 Planning Commission  
 26 Central Street  
 West Springfield, MA 01089  
 January 2008

