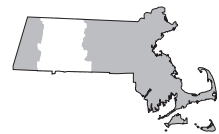
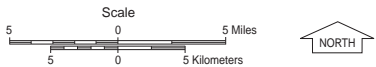

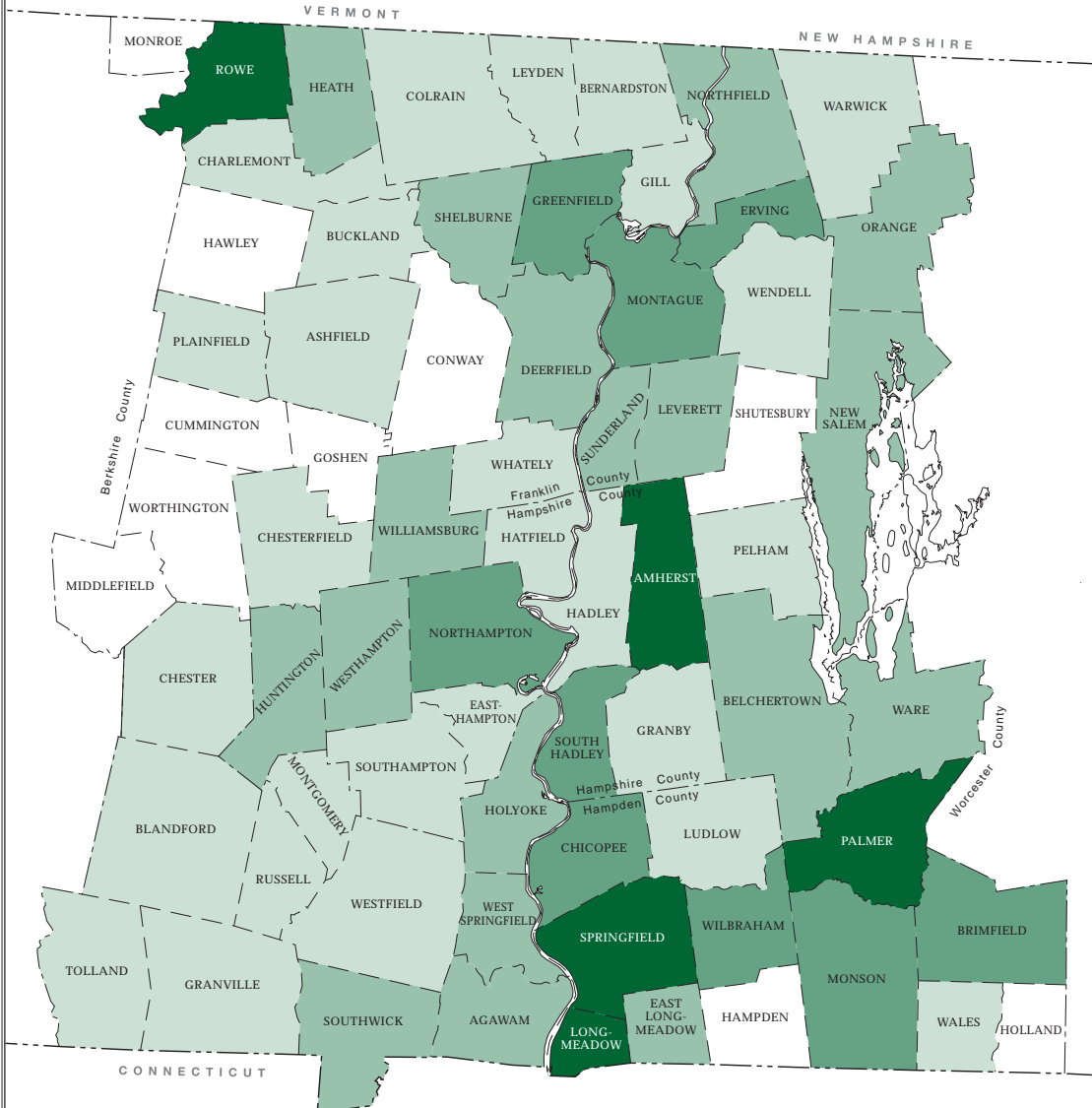


Municipal Culture & Recreation Expenditures Per Capita, 2006



Source: Massachusetts Department of Revenue.

Produced by:
Pioneer Valley
Planning Commission
26 Central Street
West Springfield, MA 01089
January 2008



Rowe	\$435.07
Longmeadow	\$86.92
Palmer	\$76.51
Amherst	\$72.89
Springfield	\$64.83
Monson	\$58.93
Wilbraham	\$57.21
South Hadley	\$55.10
Brimfield	\$54.97
Montague	\$51.95
Chicopee	\$49.89
Erving	\$49.65
Greenfield	\$47.78
Northampton	\$46.83
East Longmeadow	\$44.76
Williamsburg	\$42.66
West Springfield	\$41.60
Belchertown	\$40.42
Northfield	\$38.74
Huntington	\$38.30
Sunderland	\$37.78
Holyoke	\$37.74
Agawam	\$37.55
Ware	\$36.94
Southwick	\$36.03
Westhampton	\$34.50
Deerfield	\$34.47
Shelburne	\$33.08
Leverett	\$32.41
Heath	\$32.05
Orange	\$31.51
New Salem	\$30.16
Buckland	\$28.28
Hatfield	\$28.09
Whately	\$27.73
Plainfield	\$27.57
Blandford	\$27.26
Ashfield	\$27.16
Russell	\$26.20
Wendell	\$25.96
Easthampton	\$25.30
Westfield	\$24.73
Warwick	\$24.68
Hadley	\$24.09
Pelham	\$24.00
Ludlow	\$23.14
Montgomery	\$21.95
Leyden	\$21.63
Bernardston	\$19.95
Granby	\$19.41
Charlemont	\$19.32
Granville	\$19.22
Wales	\$19.11
Chester	\$18.46
Colrain	\$18.39
Tolland	\$18.07
Gill	\$16.18
Southampton	\$16.03
Chesterfield	\$15.93
Shutesbury	\$14.07
Goshen	\$13.64
Holland	\$11.57
Monroe	\$10.60
Middlefield	\$9.90
Cummington	\$9.13
Worthington	\$8.70
Hampden	\$4.96
Conway	\$4.27
Hawley	\$2.92