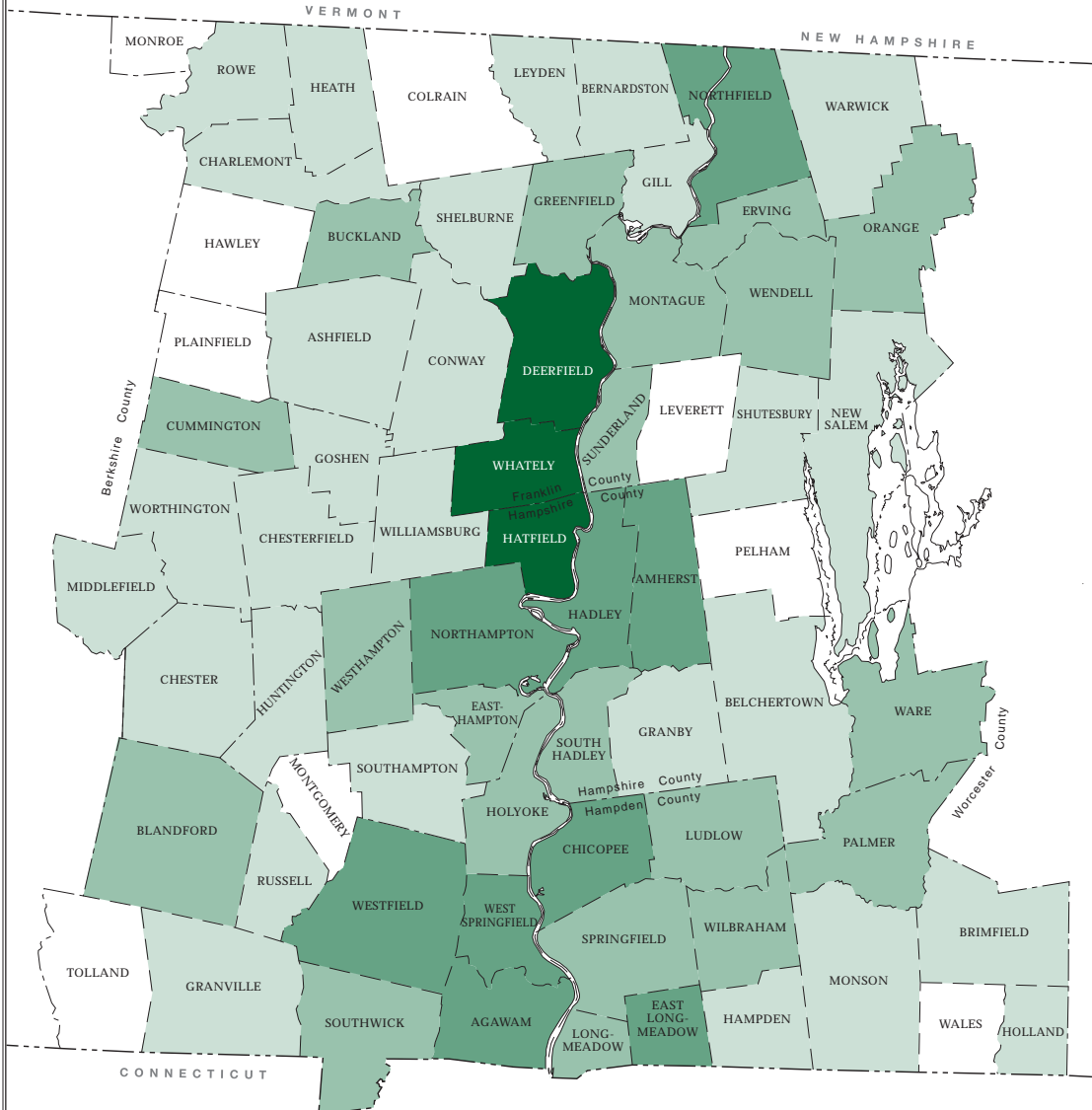
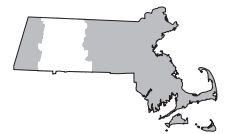
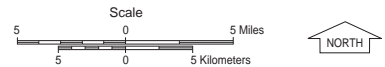
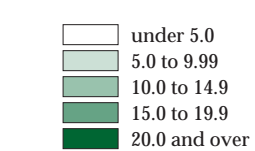


Average Number of Employees Per Business , 2006



Whately	23.0
Hatfield	22.0
Deerfield	21.9
Amherst	19.2
Northfield	17.1
Chicopee	16.7
West Springfield	15.9
Westfield	15.8
Agawam	15.8
Northampton	15.8
East Longmeadow	15.3
Hadley	15.2
South Hadley	14.8
Holyoke	14.6
Springfield	14.1
Greenfield	14.0
Montague	13.2
Wendell	13.1
Blandford	13.1
Ludlow	13.0
Erving	12.8
Palmer	12.3
Wilbraham	12.2
Easthampton	11.6
Buckland	11.4
Ware	11.3
Orange	10.8
Cummington	10.6
Westhampton	10.5
Longmeadow	10.4
Sunderland	10.3
Southwick	10.3
Huntington	9.4
Southampton	8.8
Gill	8.6
Charlemont	8.4
Warwick	8.3
Belchertown	8.1
Rowe	7.5
Worthington	7.2
Granville	7.1
Monson	7.1
Hampden	7.0
Brimfield	6.9
Bernardston	6.5
Ashfield	6.3
Shutesbury	6.3
Leyden	6.3
Williamsburg	6.2
Russell	6.2
Heath	6.0
Shelburne	5.9
Goshen	5.9
Granby	5.8
Holland	5.7
Middlefield	5.7
Chesterfield	5.6
New Salem	5.3
Conway	5.1
Chester	5.0
Montgomery	4.8
Leverett	4.6
Pelham	4.3
Colrain	4.2
Wales	3.8
Monroe	3.6
Tolland	3.2
Plainfield	3.0
Hawley	2.1



Source: Massachusetts Department of Workforce Development.

Produced by:
 Pioneer Valley
 Planning Commission
 26 Central Street
 West Springfield, MA 01089
 January 2008

