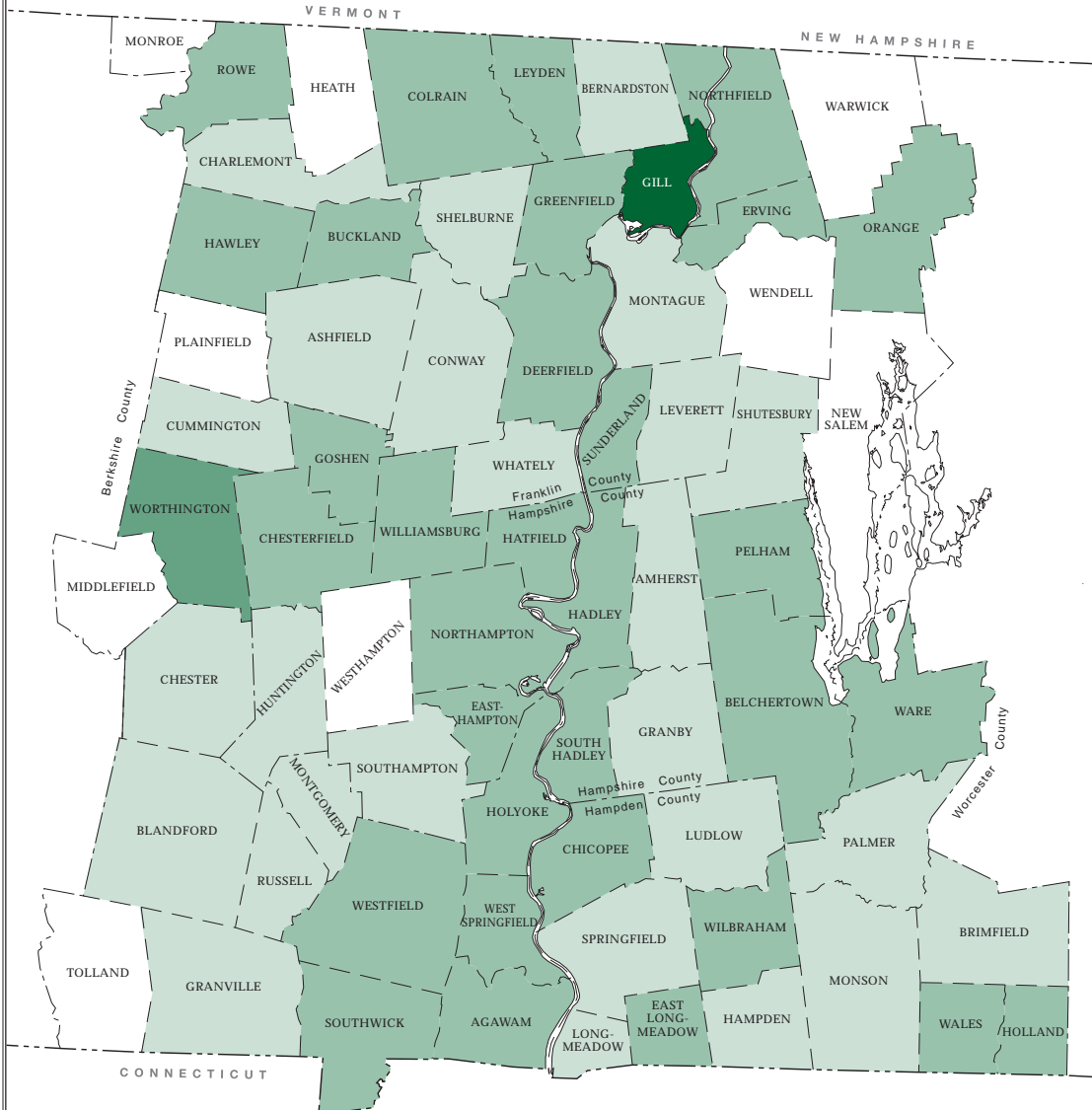
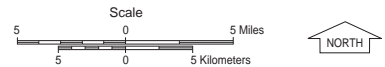
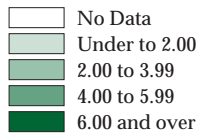


Deaths as a Result of Cancer Per 1,000 People, 2005



Heath	
Middlefield	
Monroe	
New Salem	
Plainfield	
Tolland	
Warwick	
Wendell	
Westhampton	
Gill	6.47
Worthington	4.64
Hadley	3.73
Williamsburg	3.29
Erving	3.24
Chesterfield	3.14
Goshen	3.13
Ware	3.00
Hawley	2.90
Pelham	2.86
Rowe	2.86
Chicopee	2.82
Greenfield	2.80
Agawam	2.77
South Hadley	2.75
Deerfield	2.72
East Longmeadow	2.62
West Springfield	2.58
Orange	2.48
Northfield	2.48
Leyden	2.45
Hatfield	2.44
Northampton	2.44
Southwick	2.41
Holland	2.37
Westfield	2.27
Easthampton	2.25
Wales	2.20
Colrain	2.15
Wilbraham	2.15
Holyoke	2.11
Sunderland	2.10
Buckland	2.01
Belchertown	2.00
Longmeadow	1.99
Springfield	1.98
Ludlow	1.96
Monson	1.83
Granville	1.82
Russell	1.74
Southampton	1.71
Palmer	1.71
Leverett	1.69
Montague	1.67
Ashfield	1.64
Conway	1.58
Chester	1.52
Shelburne	1.46
Charlemont	1.44
Brimfield	1.38
Huntington	1.37
Montgomery	1.34
Granby	1.26
Cummington	1.01
Hampden	0.94
Amherst	0.91
Bernardston	0.89
Blandford	0.79
Whately	0.63
Shutesbury	0.54



Source: Massachusetts Department of Public Health, MassCHIP.

Produced by:
Pioneer Valley
Planning Commission
26 Central Street
West Springfield, MA 01089
January 2008

