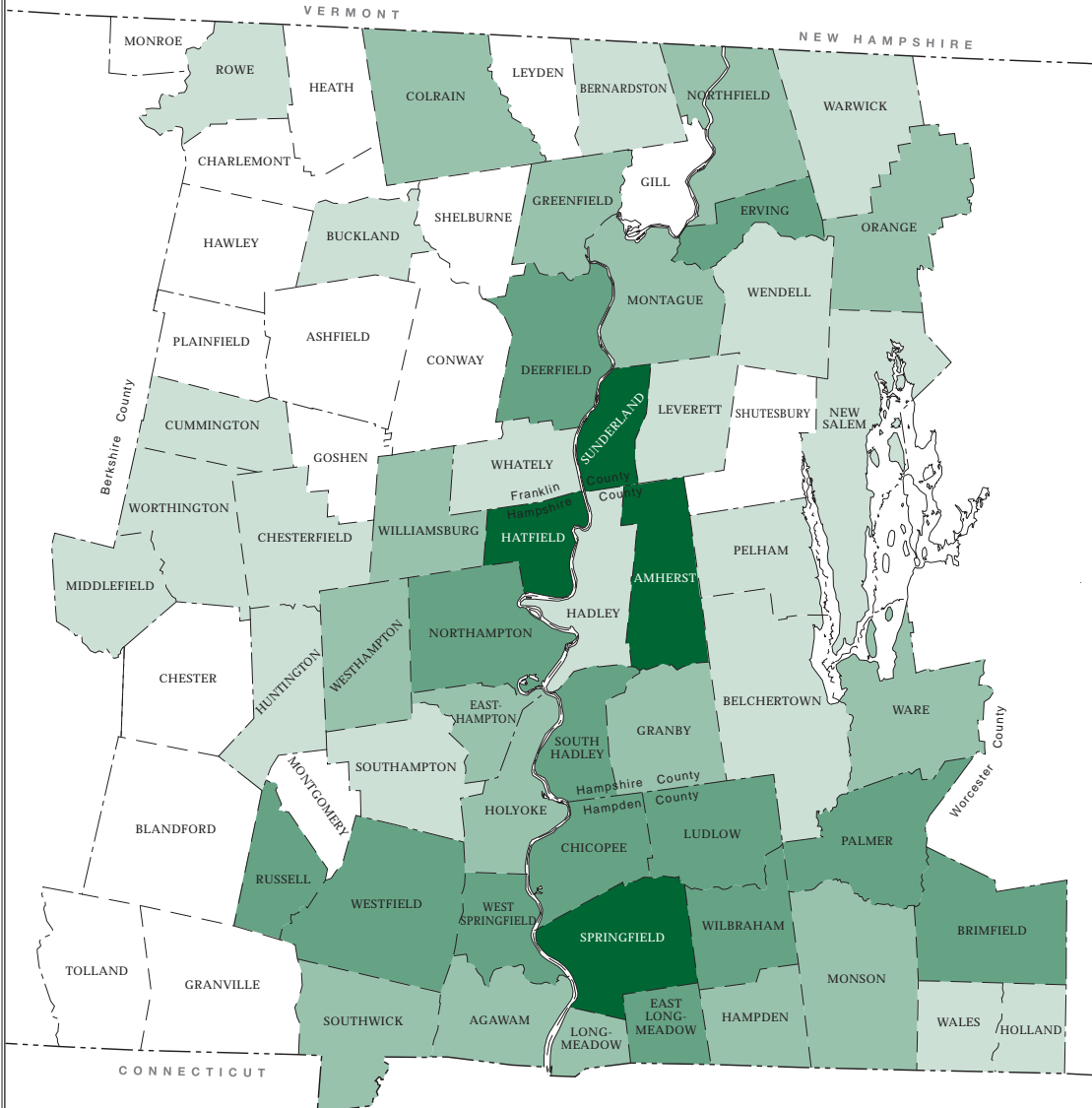


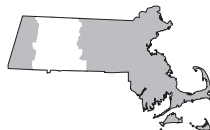
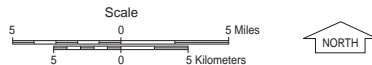
Average Annual Wage by Place of Work, 2006



Springfield	\$44,148
Hatfield	\$43,368
Sunderland	\$42,224
Amherst	\$40,196
Deerfield	\$39,780
East Longmeadow	\$39,676
Northampton	\$38,376
Westfield	\$38,116
Ludlow	\$37,596
Russell	\$37,492
Chicopee	\$37,336
Erving	\$36,296
South Hadley	\$36,088
West Springfield	\$36,088
Wilbraham	\$35,516
Palmer	\$35,464
Brimfield	\$35,100
Agawam	\$34,892
Ware	\$34,580
Holyoke	\$34,320
Montague	\$34,268
Longmeadow	\$33,696
Easthampton	\$33,436
Monson	\$33,228
Greenfield	\$32,500
Hampden	\$32,292
Northfield	\$32,240
Southwick	\$31,512
Westhampton	\$31,460
Orange	\$30,472
Williamsburg	\$30,472
Colrain	\$30,056
Granby	\$30,056
Whately	\$29,588
Holland	\$29,328
Rowe	\$29,276
Belchertown	\$28,808
Hadley	\$28,652
Leverett	\$28,652
Worthington	\$28,444
Cummington	\$27,716
Huntington	\$27,716
New Salem	\$27,664
Buckland	\$27,144
Warwick	\$27,144
Wendell	\$26,884
Bernardston	\$26,676
Southampton	\$26,520
Pelham	\$26,416
Wales	\$25,740
Chesterfield	\$25,428
Middlefield	\$25,064
Conway	\$24,648
Montgomery	\$24,492
Ashfield	\$24,024
Shelburne	\$23,660
Tolland	\$23,556
Goshen	\$23,036
Plainfield	\$22,828
Heath	\$22,100
Gill	\$21,736
Chester	\$21,372
Shutesbury	\$20,176
Granville	\$19,812
Hawley	\$19,136
Charlemont	\$16,744
Monroe	\$16,328
Blandford	\$14,092
Leyden	\$13,156

- under \$25,000
- \$25,000 to \$29,999
- \$30,000 to \$34,999
- \$35,000 to \$39,999
- \$40,000 and over

Source: Massachusetts Department of Workforce Development.



Produced by:
Pioneer Valley
Planning Commission
26 Central Street
West Springfield, MA 01089
January 2008